

MATERIAL (RoHS COMPLIANT)

CAGE:
COPPER ALLOY

PLATING OPTION 1:
100u" [2.54 um] MIN BRIGHT TIN
PLATING OVER 50 u" [1.27 um]
MIN NICKEL UNDERPLATE

PLATING OPTION 2:
150 u" [3.81um] MIN NICKEL
PLATING (NOT FOR SOLDER PINS.)

PLATING OPTION 3:
100u" [2.54 um] MIN MATTE TIN
PLATING OVER 50 u" [1.27 um]
MIN NICKEL UNDERPLATE

DUST COVER:
THERMOPLASTIC, COLOR BLACK

PACKAGING:
TRAY PACKAGING

TEMPERATURE RANGE:
-40 C TO 85 C

**OPTIONAL DUST COVER
(SHIP LOOSE)**
P/N U77-1110-8000

AMPHENOL PART NUMBER CONFIGURATION

U77-A X 1 1 X X X 0 X

SFP
CAGE

STYLE
ONE ROW

NUMBER OF PORTS
2 = 2 PORTS
4 = 4 PORTS
6 = 6 PORTS

CHASIS GROUNDING
TAB GROUNDING

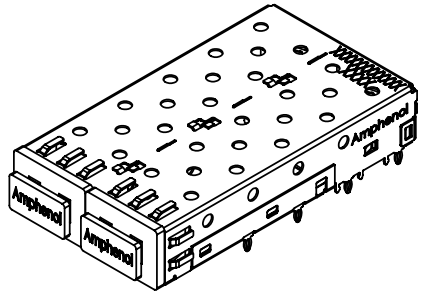
HEAT SINK OPTION
NO HEAT SINK

- PACKAGING**
1 = TRAY PACKAGING
T = TAPE AND REEL PACKAGING
- OPTION 1**
STANDARD
- OPTIONAL DUST COVER**
0 = WITHOUT DUST COVER
D = WITH DUST COVER (SHIP LOOSE)
- PLATING**
1 = BRIGHT TIN
2 = NICKEL
3 = MATTE TIN
- MOUNTING**
0 = STANDARD
4 = REAR PRESS-FIT PINS

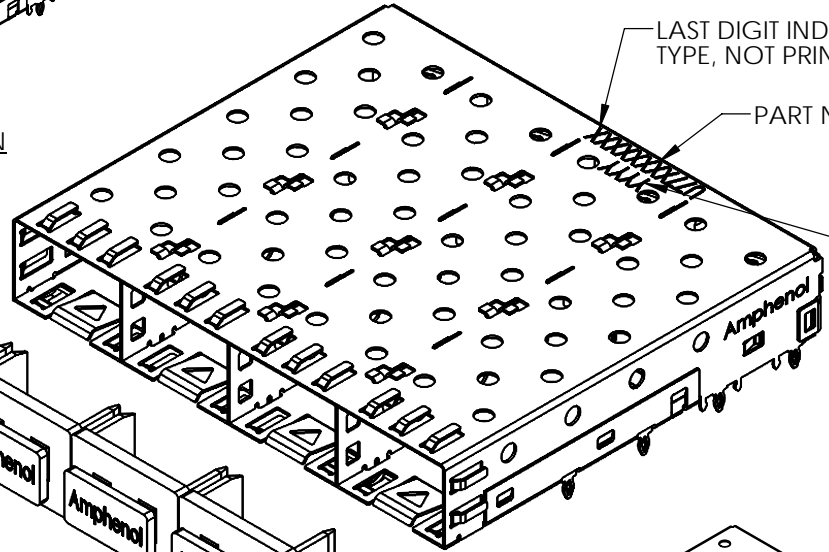
DO NOT SCALE DRAWING

THIS DOCUMENT CONTAINS PROPRIETARY INFORMATION AND SUCH INFORMATION MAY NOT BE DISCLOSED TO OTHERS FOR ANY PURPOSE OR USED FOR MANUFACTURING PUPOSES WITHOUT PERMISSION FROM AMPHENOL CANADA CORP.

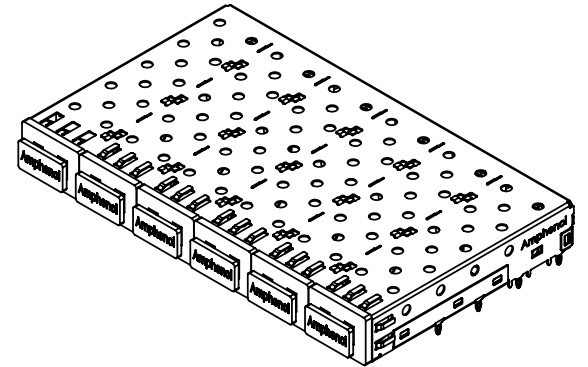
REVISIONS				
REV.	ECN	DESCRIPTION	DATE	APPROVED
C		PROPOSAL	01/05/2006	A.G.
D		UPDATED	JUL17/09	A.G.
E		CORRECT PLATING OPTIONS	DEC20/10	A.G.



P/N U77-A2110-XD0X SHOWN



P/N U77-A4110-XD0X SHOWN



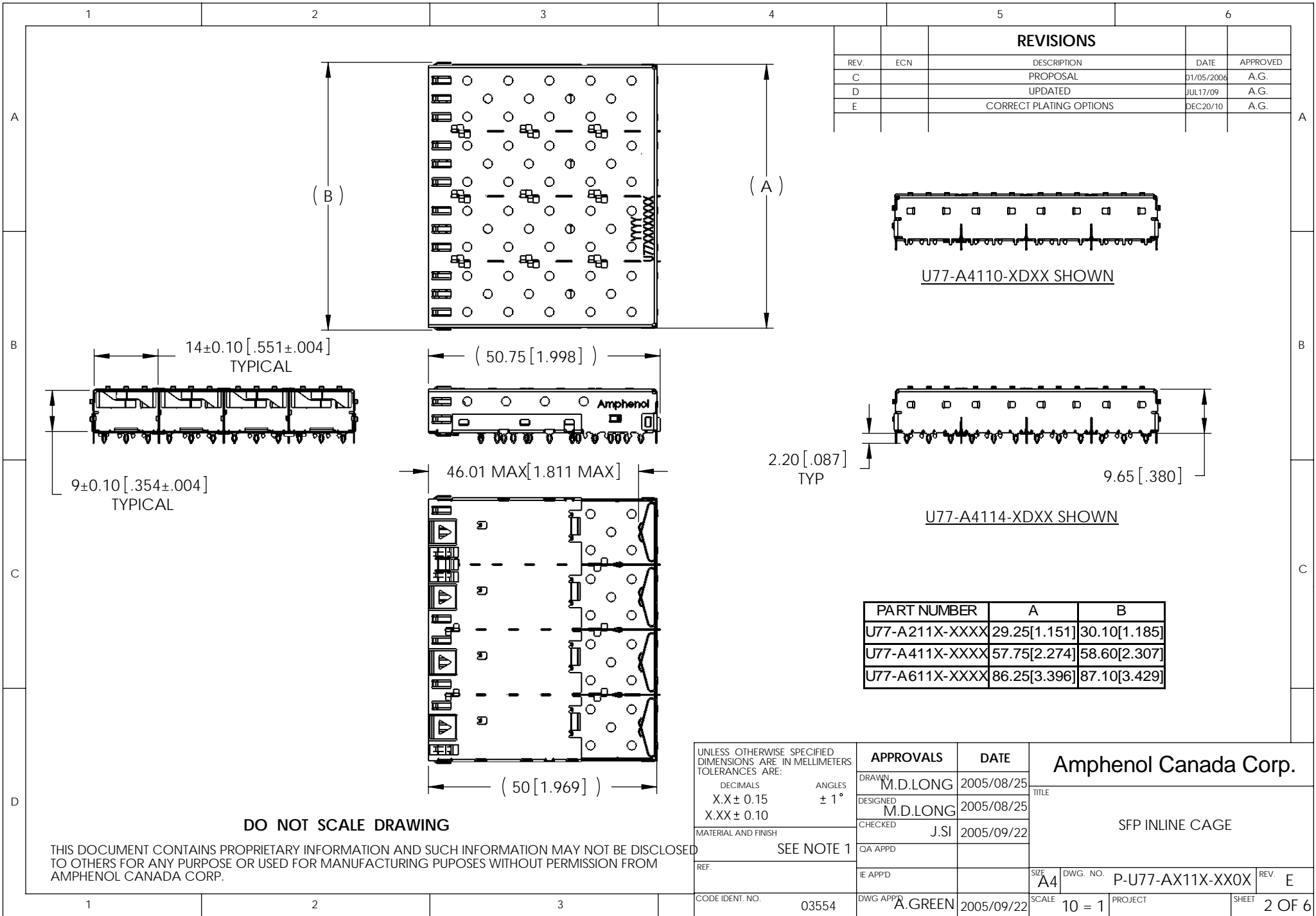
P/N U77-A6110-XD0X SHOWN

LAST DIGIT INDICATING PACKAGING TYPE, NOT PRINTED ON THE PART

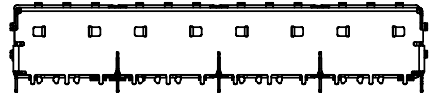
PART NUMBER

DATE CODE

UNLESS OTHERWISE SPECIFIED DIMENSIONS ARE IN MELLIMETERS TOLERANCES ARE:		APPROVALS		DATE		Amphenol Canada Corp.	
DECIMALS	ANGLES	DRAWN	M.D.LONG	2005/08/25	TITLE		
X.X ± 0.15	± 1°	DESIGNED	M.D.LONG	2005/08/25	SFP INLINE CAGE		
X.XX ± 0.10		CHECKED	J.SI	2005/09/22			
MATERIAL AND FINISH		QA APPD					
SEE NOTE 1							
REF.		IE APPD				SIZE A4 DWG. NO. P-U77-AX11X-XX0X REV. E	
CODE IDENT. NO. 03554		DWG APPD A.GREEN		2005/09/22		SCALE 10 = 1 PROJECT SHEET 1 OF 6	



REVISIONS				
REV.	ECN	DESCRIPTION	DATE	APPROVED
C		PROPOSAL	01/05/2006	A.G.
D		UPDATED	JUL17/09	A.G.
E		CORRECT PLATING OPTIONS	DEC20/10	A.G.



U77-A4110-XDXX SHOWN



U77-A4114-XDXX SHOWN

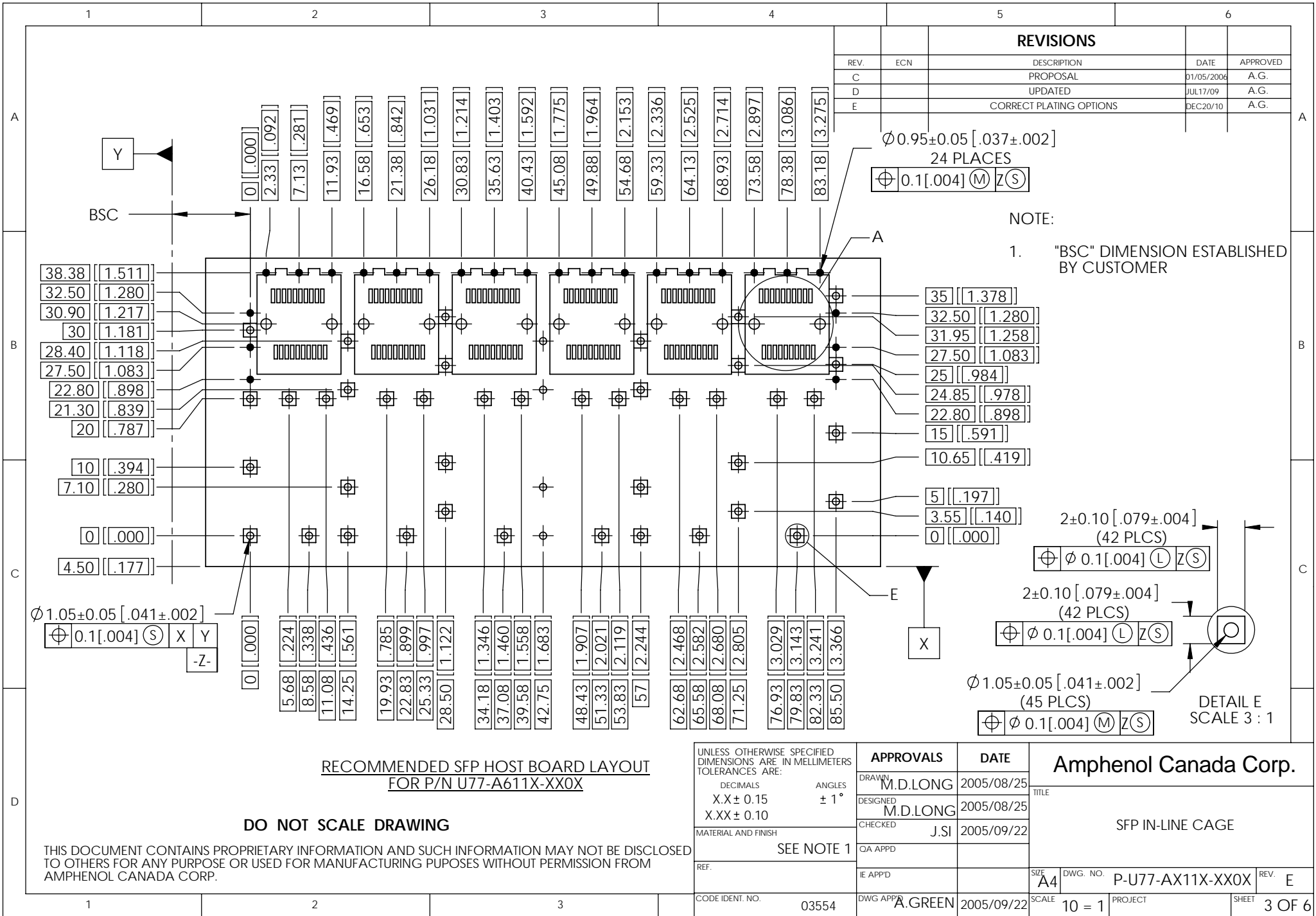
PART NUMBER	A	B
U77-A211X-XXXX	29.25[1.151]	30.10[1.185]
U77-A411X-XXXX	57.75[2.274]	58.60[2.307]
U77-A611X-XXXX	86.25[3.396]	87.10[3.429]

UNLESS OTHERWISE SPECIFIED DIMENSIONS ARE IN MILLIMETERS TOLERANCES ARE: DECIMALS X.X ± 0.15 X.XX ± 0.10 MATERIAL AND FINISH REF. CODE IDENT. NO.	APPROVALS		DATE	Amphenol Canada Corp. TITLE SFP INLINE CAGE SIZE A4 DWG. NO. P-U77-AX11X-XX0X REV. E SCALE 10 = 1 PROJECT SHEET 2 OF 6
	DRAWN	M.D.LONG	2005/08/25	
	DESIGNED	M.D.LONG	2005/08/25	
	CHECKED	J.SI	2005/09/22	
	QA APPD			
	IE APPD			
	DWG APPD	A.GREEN	2005/09/22	

DO NOT SCALE DRAWING

THIS DOCUMENT CONTAINS PROPRIETARY INFORMATION AND SUCH INFORMATION MAY NOT BE DISCLOSED TO OTHERS FOR ANY PURPOSE OR USED FOR MANUFACTURING PUPOSES WITHOUT PERMISSION FROM AMPHENOL CANADA CORP.

SEE NOTE 1



REVISIONS				
REV.	ECN	DESCRIPTION	DATE	APPROVED
C		PROPOSAL	01/05/2006	A.G.
D		UPDATED	JUL17/09	A.G.
E		CORRECT PLATING OPTIONS	DEC20/10	A.G.

$\varnothing 0.95 \pm 0.05$ [.037 \pm .002]
 24 PLACES
 $\varnothing 0.1$ [.004] (M) Z(S)

NOTE:
 1. "BSC" DIMENSION ESTABLISHED BY CUSTOMER

35 [.1378]
 32.50 [.1280]
 31.95 [.1258]
 27.50 [.1083]
 25 [.984]
 24.85 [.978]
 22.80 [.898]
 15 [.591]
 10.65 [.419]
 5 [.197]
 3.55 [.140]
 0 [.000]

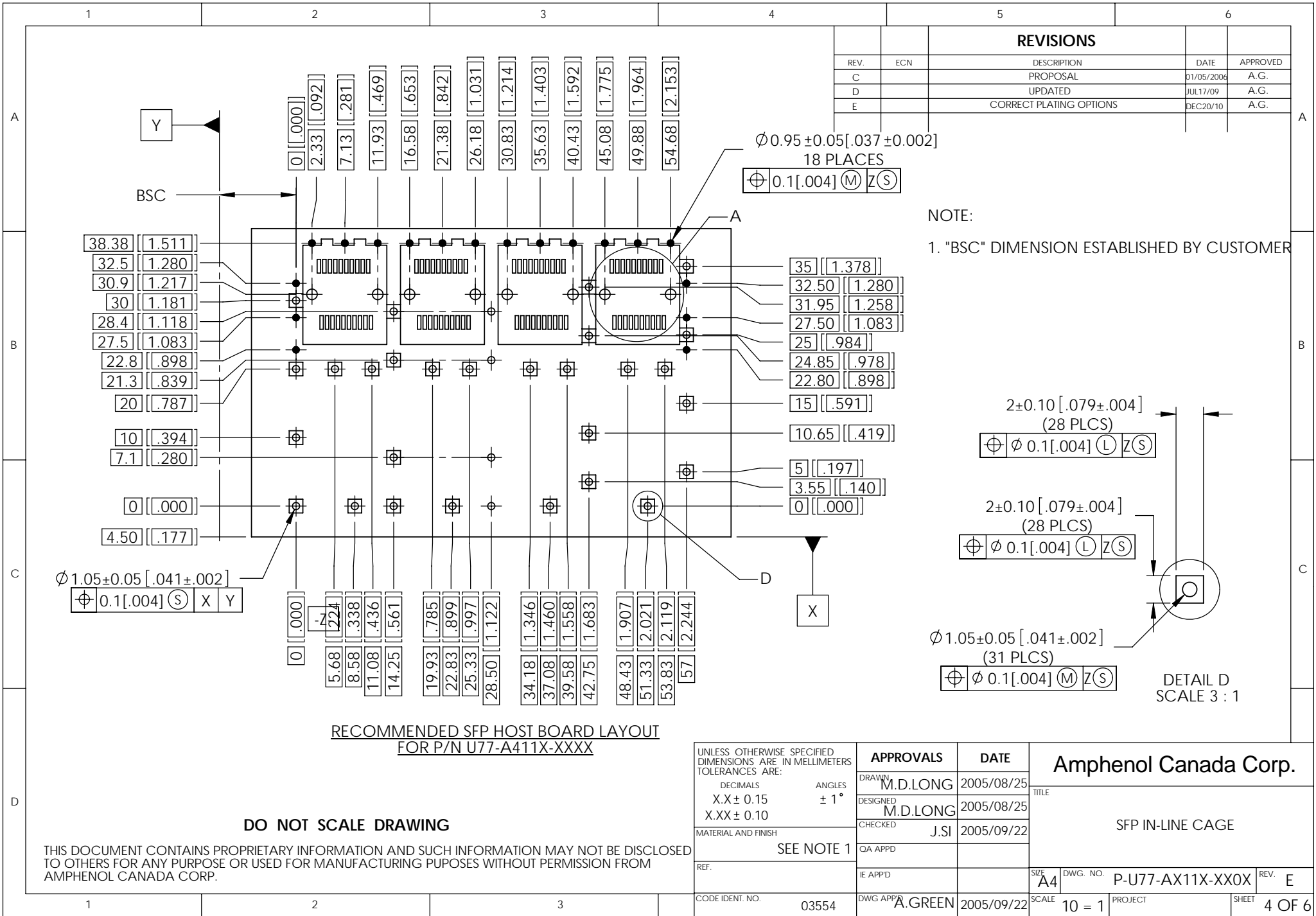
2 ± 0.10 [.079 \pm .004] (42 PLCS)
 $\varnothing 0.1$ [.004] (L) Z(S)
 2 ± 0.10 [.079 \pm .004] (42 PLCS)
 $\varnothing 0.1$ [.004] (L) Z(S)
 $\varnothing 1.05 \pm 0.05$ [.041 \pm .002] (45 PLCS)
 $\varnothing 0.1$ [.004] (M) Z(S)
 DETAIL E
 SCALE 3 : 1

**RECOMMENDED SFP HOST BOARD LAYOUT
 FOR P/N U77-A611X-XX0X**

DO NOT SCALE DRAWING

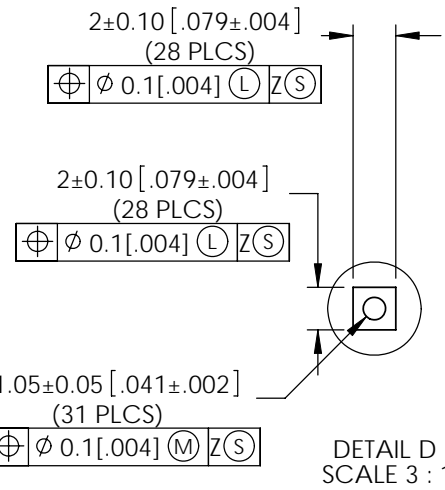
THIS DOCUMENT CONTAINS PROPRIETARY INFORMATION AND SUCH INFORMATION MAY NOT BE DISCLOSED TO OTHERS FOR ANY PURPOSE OR USED FOR MANUFACTURING PUPOSES WITHOUT PERMISSION FROM AMPHENOL CANADA CORP.

UNLESS OTHERWISE SPECIFIED DIMENSIONS ARE IN MILLIMETERS TOLERANCES ARE: DECIMALS X.X \pm 0.15 ANGLES $\pm 1^\circ$ X.XX \pm 0.10		APPROVALS	DATE	Amphenol Canada Corp. SFP IN-LINE CAGE
MATERIAL AND FINISH	SEE NOTE 1	DRAWN M.D.LONG	2005/08/25	
REF.		DESIGNED M.D.LONG	2005/08/25	
CODE IDENT. NO.	03554	CHECKED J.SI	2005/09/22	
		QA APPD		SIZE A4
		IE APPD		DWG. NO. P-U77-AX11X-XX0X
		DWG APPD A.GREEN	2005/09/22	SCALE 10 = 1
				PROJECT
				SHEET 3 OF 6



REVISIONS				
REV.	ECN	DESCRIPTION	DATE	APPROVED
C		PROPOSAL	01/05/2006	A.G.
D		UPDATED	JUL17/09	A.G.
E		CORRECT PLATING OPTIONS	DEC20/10	A.G.

NOTE:
1. "BSC" DIMENSION ESTABLISHED BY CUSTOMER

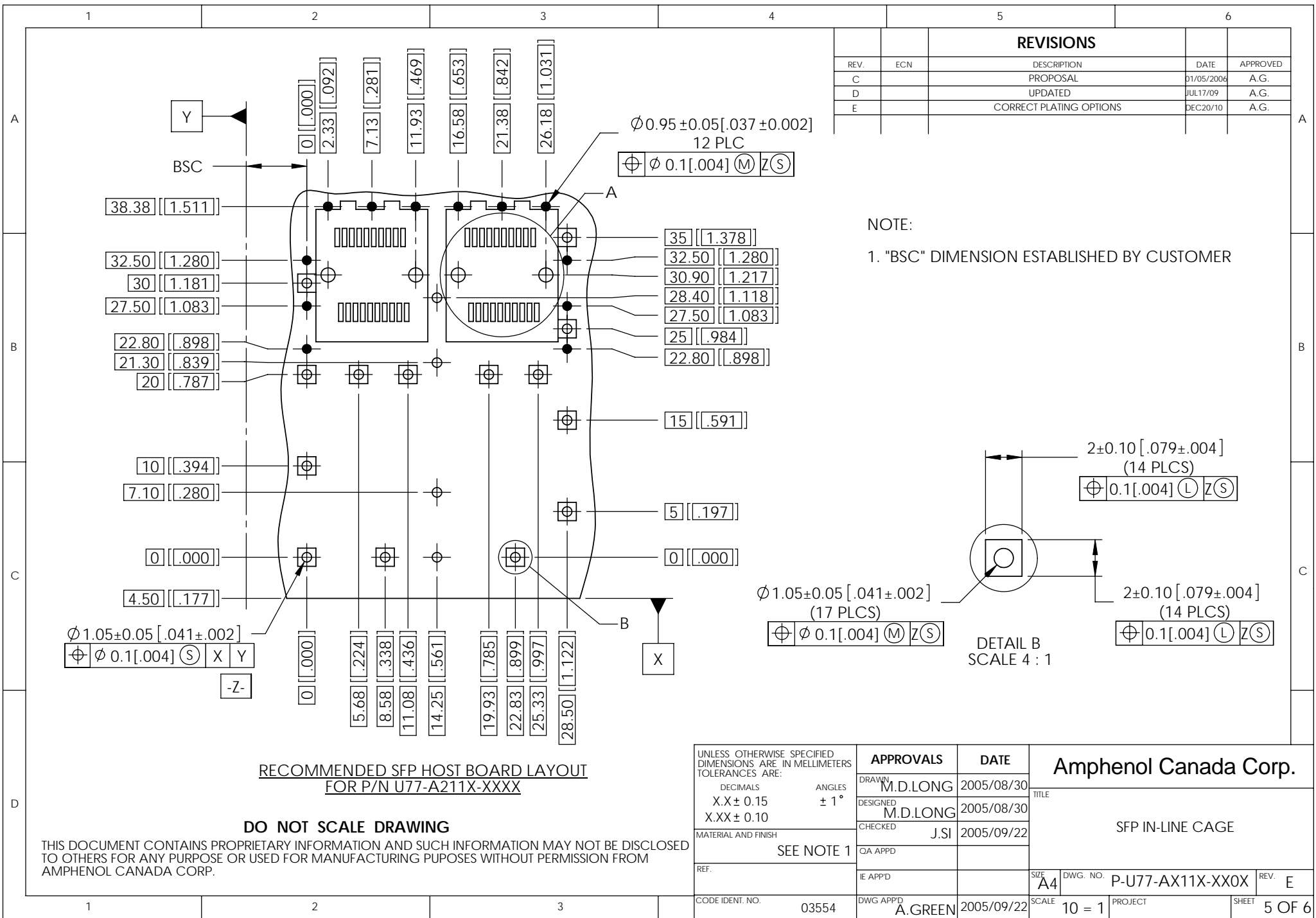


**RECOMMENDED SFP HOST BOARD LAYOUT
FOR P/N U77-A411X-XXXX**

DO NOT SCALE DRAWING

THIS DOCUMENT CONTAINS PROPRIETARY INFORMATION AND SUCH INFORMATION MAY NOT BE DISCLOSED TO OTHERS FOR ANY PURPOSE OR USED FOR MANUFACTURING PUPOSES WITHOUT PERMISSION FROM AMPHENOL CANADA CORP.

UNLESS OTHERWISE SPECIFIED DIMENSIONS ARE IN MELLIMETERS TOLERANCES ARE: DECIMALS ANGLES X.X ± 0.15 ± 1° X.XX ± 0.10		APPROVALS DRAWN: M.D.LONG DESIGNED: M.D.LONG CHECKED: J.SI QA APPD: IE APPD:		DATE 2005/08/25 2005/08/25 2005/09/22		Amphenol Canada Corp. TITLE SFP IN-LINE CAGE	
MATERIAL AND FINISH SEE NOTE 1		REF.		CODE IDENT. NO. 03554			



REVISIONS				
REV.	ECN	DESCRIPTION	DATE	APPROVED
C		PROPOSAL	01/05/2006	A.G.
D		UPDATED	JUL17/09	A.G.
E		CORRECT PLATING OPTIONS	DEC20/10	A.G.

NOTE:
1. "BSC" DIMENSION ESTABLISHED BY CUSTOMER

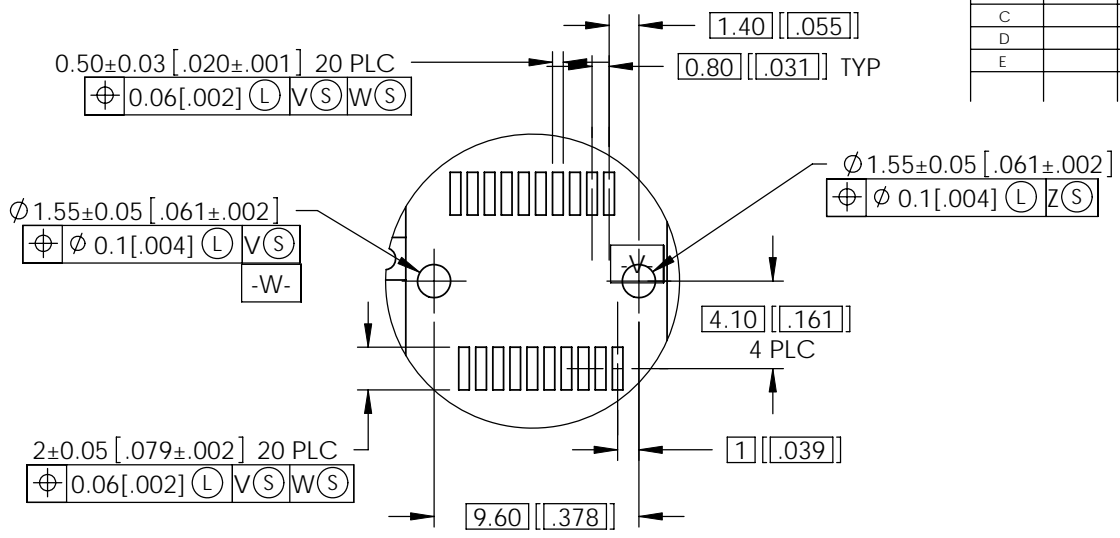
RECOMMENDED SFP HOST BOARD LAYOUT
FOR P/N U77-A211X-XXXX

DO NOT SCALE DRAWING

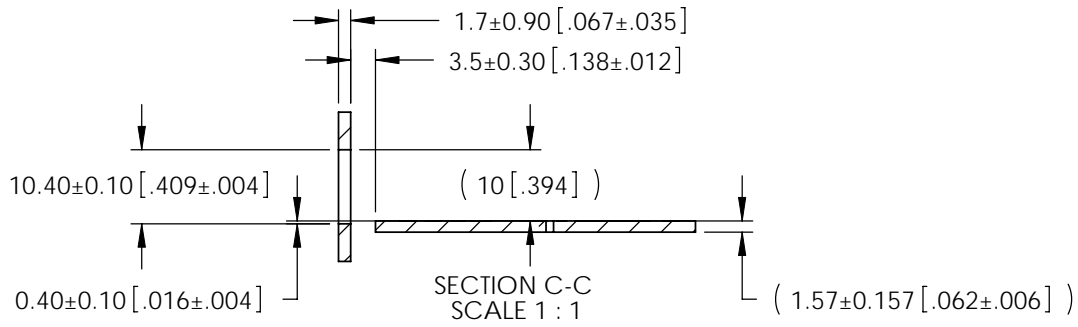
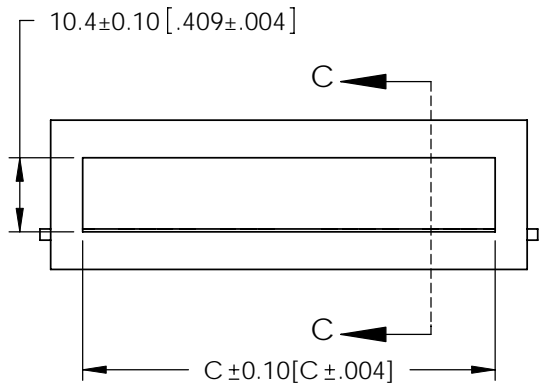
THIS DOCUMENT CONTAINS PROPRIETARY INFORMATION AND SUCH INFORMATION MAY NOT BE DISCLOSED TO OTHERS FOR ANY PURPOSE OR USED FOR MANUFACTURING PURPOSES WITHOUT PERMISSION FROM AMPHENOL CANADA CORP.

UNLESS OTHERWISE SPECIFIED DIMENSIONS ARE IN MILLIMETERS TOLERANCES ARE:		APPROVALS		DATE	Amphenol Canada Corp.	
DECIMALS	ANGLES	DRAWN	M.D.LONG	2005/08/30		
X.X ± 0.15	± 1°	DESIGNED	M.D.LONG	2005/08/30	TITLE SFP IN-LINE CAGE	
X.XX ± 0.10		CHECKED	J.SI	2005/09/22		
MATERIAL AND FINISH		QA APPD			SIZE A4 DWG. NO. P-U77-AX11X-XX0X REV. E	
SEE NOTE 1						
REF.		IE APPD			SCALE 10 = 1 PROJECT SHEET 5 OF 6	
CODE IDENT. NO. 03554		DWG APPD A.GREEN		2005/09/22		

REVISIONS				
REV.	ECN	DESCRIPTION	DATE	APPROVED
C		PROPOSAL	01/05/2006	A.G.
D		UPDATED	JUL17/09	A.G.
E		CORRECT PLATING OPTIONS	DEC20/10	A.G.



DETAIL A
SCALE 3 : 1



SECTION C-C
SCALE 1 : 1

PART NUMBER	C
U77-A211X-XXXX	29.5[1.161]
U77-A411X-XXXX	58.0[2.283]
U77-A611X-XXXX	86.5[3.406]

RECOMMENDED BEZEL DESIGN

DO NOT SCALE DRAWING

THIS DOCUMENT CONTAINS PROPRIETARY INFORMATION AND SUCH INFORMATION MAY NOT BE DISCLOSED TO OTHERS FOR ANY PURPOSE OR USED FOR MANUFACTURING PUPOSES WITHOUT PERMISSION FROM AMPHENOL CANADA CORP.

UNLESS OTHERWISE SPECIFIED DIMENSIONS ARE IN MELLIMETERS TOLERANCES ARE:		APPROVALS		DATE	Amphenol Canada Corp. SFP IN-LINE CAGE
DECIMALS	ANGLES	DRAWN	M.D.LONG	2005/08/25	
X.X ± 0.15	± 1°	DESIGNED	M.D.LONG	2005/08/25	
X.XX ± 0.10		CHECKED	J.SI	2005/09/22	
MATERIAL AND FINISH		QA APPD			
SEE NOTE 1		IE APPD			SIZE A4
REF.		DWG APPD	A.GREEN	2005/09/22	DWG. NO. P-U77-AX11X-XX0X
CODE IDENT. NO.	03554	SCALE	10 = 1	PROJECT	REV. E
				SHEET	6 OF 6



Компания «ЭлектроПласт» предлагает заключение долгосрочных отношений при поставках импортных электронных компонентов на взаимовыгодных условиях!

Наши преимущества:

- Оперативные поставки широкого спектра электронных компонентов отечественного и импортного производства напрямую от производителей и с крупнейших мировых складов;
- Поставка более 17-ти миллионов наименований электронных компонентов;
- Поставка сложных, дефицитных, либо снятых с производства позиций;
- Оперативные сроки поставки под заказ (от 5 рабочих дней);
- Экспресс доставка в любую точку России;
- Техническая поддержка проекта, помощь в подборе аналогов, поставка прототипов;
- Система менеджмента качества сертифицирована по Международному стандарту ISO 9001;
- Лицензия ФСБ на осуществление работ с использованием сведений, составляющих государственную тайну;
- Поставка специализированных компонентов (Xilinx, Altera, Analog Devices, Intersil, Interpoint, Microsemi, Aeroflex, Peregrine, Syfer, Eurofarad, Texas Instrument, Miteq, Cobham, E2V, MA-COM, Hittite, Mini-Circuits, General Dynamics и др.);

Помимо этого, одним из направлений компании «ЭлектроПласт» является направление «Источники питания». Мы предлагаем Вам помощь Конструкторского отдела:

- Подбор оптимального решения, техническое обоснование при выборе компонента;
- Подбор аналогов;
- Консультации по применению компонента;
- Поставка образцов и прототипов;
- Техническая поддержка проекта;
- Защита от снятия компонента с производства.



Как с нами связаться

Телефон: 8 (812) 309 58 32 (многоканальный)

Факс: 8 (812) 320-02-42

Электронная почта: org@eplast1.ru

Адрес: 198099, г. Санкт-Петербург, ул. Калинина, дом 2, корпус 4, литера А.