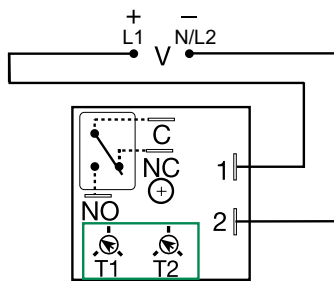


KRDR SERIES



Wiring Diagram



V = Voltage
C = Common
NO = Normally Open
NC = Normally Closed
T1 = OFF Time
T2 = ON Time

A knob is supplied for adjustable units.

Description

The KRDR Series is a compact time-delay relay measuring only 2 in. (50.8 mm) square. Its solid-state timing circuit provides excellent repeat accuracy and stability. Encapsulation protects against shock, vibration, and humidity. The KRDR Series is a cost effective recycling timer for OEM applications that require small size, isolation, reliability, and long life.

Operation (Recycling - ON Time First)

Upon application of input voltage, the output relay energizes and the T2 ON time begins. At the end of the ON time, the output de-energizes and the T1 OFF time begins. At the end of the OFF time, the output relay energizes and the cycle repeats as long as input voltage is applied

Reset: Removing input voltage resets the output and the time delays, and returns the sequence to the ON time.

Operation (Recycling - OFF Time First)

Upon application of input voltage, the T1 OFF time begins. At the end of the OFF time, the T2 ON time begins and the load energizes. At the end of the ON time the load de-energizes, and the cycle repeats until input voltage is removed.

Reset: Removing input voltage resets the output and the sequence to the OFF time.

Features & Benefits

FEATURES	BENEFITS
Compact design and independent adjustment of ON and OFF times	Provides greater flexibility for OEM applications and reduces component and labor costs
Microcontroller based	Repeat Accuracy +/- 0.5%, Factory calibration +/- 5%
Isolated, 10A, SPDT output contacts	Allows control of loads for AC or DC voltages
Encapsulated	Protects against shock, vibration, and humidity

Ordering Information

MODEL	INPUT VOLT.	ADJUST.	T2 ON TIME	FIRST DELAY	T1 OFF TIME
KRDR115MB25M	12VDC	Fixed	5m	Off time	25m
KRDR120A0	12VDC	Adjustable	0.1 - 10s	On time	0.1 - 10s
KRDR121A1	12VDC	Adjustable	1 - 100s	On time	1 - 100s
KRDR320B0	24VDC	Adjustable	0.1 - 10s	Off time	0.1 - 10s
KRDR321A4	24VDC	Adjustable	1 - 100s	On time	1 - 100m
KRDR321B4	24VDC	Adjustable	1 - 100s	Off time	1 - 100m
KRDR420A3	120VAC	Adjustable	0.1 - 10s	On time	0.1 - 10m
KRDR421A4	120VAC	Adjustable	1 - 100s	On time	1 - 100m
KRDR424A0	120VAC	Adjustable	1 - 100m	On time	0.1 - 10s
KRDR424A4	120VAC	Adjustable	1 - 100m	On time	1 - 100m
KRDR440.5SA0	120VAC	On time fixed	0.5s	On time	0.1 - 10s

If you don't find the part you need, call us for a custom product 800-843-8848

Accessories



P1023-6 Mounting bracket

The 90° orientation of mounting slots makes installation/removal of modules quick and easy.



P1015-13 (AWG 10/12), P1015-64 (AWG 14/16) Female Quick Connect

These 0.25 in. (6.35 mm) female terminals are constructed with an insulator barrel to provide strain relief.




P1015-18 Quick Connect to Screw Adapter

Screw adapter terminal designed for use with all modules with 0.25 in. (6.35 mm) male quick connect terminals.



C103PM (AL) DIN Rail

35 mm aluminum DIN rail available in a 36 in. (91.4 cm) length.

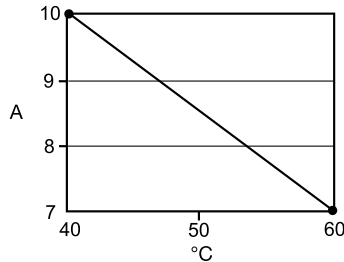


P1023-20 DIN Rail Adapter

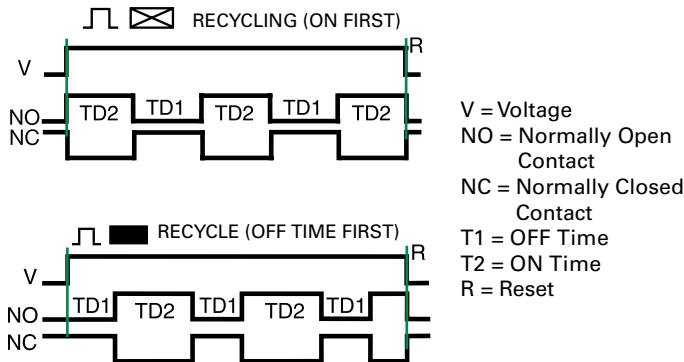
Allows module to be mounted on a 35 mm DIN type rail with two #10 screws.

KRDR SERIES

Output Current/Ambient Temperature



Function Diagrams



Specifications

Time Delay Range	0.1s - 1000m in 6 adjustable ranges or fixed
Repeat Accuracy Tolerance (Factory Calibration)	±0.5 % or 20ms, whichever is greater
Reset Time	≤ ±5%
Time Delay vs Temp. & Voltage	≤ 150ms
Input Voltage Tolerance	≤ ±5%
12VDC & 24VDC/AC	12, 24 or 110VDC; 24, 120 or 230VAC
110VDC & 120 or 230VAC	-15% - 20%
AC Line Frequency/DC Ripple	-20% - 10%
Power Consumption	50/60 Hz / ≤ 10%
Output Type	AC ≤ 2VA; DC ≤ 2W
Form	Isolated relay contacts
Rating (at 40°C)	SPDT
Max. Switching Voltage	10A resistive @ 125VAC;
Life (Operations)	5A resistive @ 230VAC & 28VDC;
Protection	1/4 hp @ 125VAC
Circuitry	250VAC
Isolation Voltage	Mechanical - 1 x 10 ⁷ ; Electrical - 1 x 10 ⁵
Insulation Resistance	Encapsulated
Polarity	≥ 1500V RMS input to output
Mechanical	≥ 100 MΩ
Mounting	DC units are reverse polarity protected
Dimensions	Surface mount with one #10 (M5 x 0.8) screw
Termination	H 50.8 mm (2"); W 50.8 mm (2");
Environmental	D 30.7 mm (1.21")
Operating/Storage Temperature	0.25 in. (6.35 mm) male quick connect terminals
Humidity	-20° to 60°C / -40° to 85°C
Weight	95% relative, non-condensing
	≈ 2.6 oz (74 g)



Компания «ЭлектроПласт» предлагает заключение долгосрочных отношений при поставках импортных электронных компонентов на взаимовыгодных условиях!

Наши преимущества:

- Оперативные поставки широкого спектра электронных компонентов отечественного и импортного производства напрямую от производителей и с крупнейших мировых складов;
- Поставка более 17-ти миллионов наименований электронных компонентов;
- Поставка сложных, дефицитных, либо снятых с производства позиций;
- Оперативные сроки поставки под заказ (от 5 рабочих дней);
- Экспресс доставка в любую точку России;
- Техническая поддержка проекта, помощь в подборе аналогов, поставка прототипов;
- Система менеджмента качества сертифицирована по Международному стандарту ISO 9001;
- Лицензия ФСБ на осуществление работ с использованием сведений, составляющих государственную тайну;
- Поставка специализированных компонентов (Xilinx, Altera, Analog Devices, Intersil, Interpoint, Microsemi, Aeroflex, Peregrine, Syfer, Eurofarad, Texas Instrument, Miteq, Cobham, E2V, MA-COM, Hittite, Mini-Circuits, General Dynamics и др.);

Помимо этого, одним из направлений компании «ЭлектроПласт» является направление «Источники питания». Мы предлагаем Вам помощь Конструкторского отдела:

- Подбор оптимального решения, техническое обоснование при выборе компонента;
- Подбор аналогов;
- Консультации по применению компонента;
- Поставка образцов и прототипов;
- Техническая поддержка проекта;
- Защита от снятия компонента с производства.



Как с нами связаться

Телефон: 8 (812) 309 58 32 (многоканальный)

Факс: 8 (812) 320-02-42

Электронная почта: org@eplast1.ru

Адрес: 198099, г. Санкт-Петербург, ул. Калинина, дом 2, корпус 4, литера А.