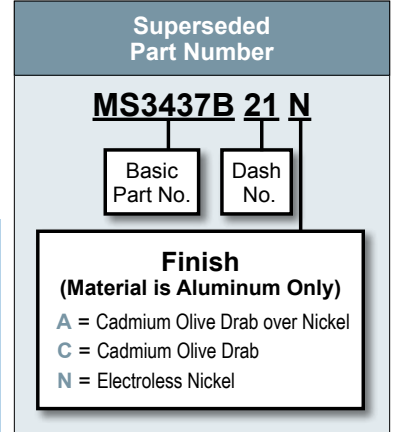
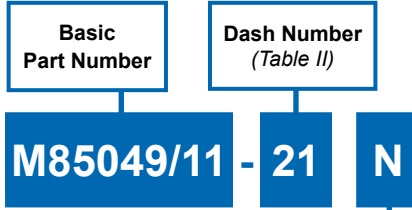


AS85049/11 and MS3437B Straight Environmental Backshell



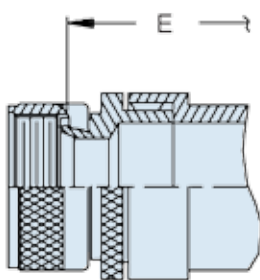
AS85049

CONNECTOR DESIGNATOR:	
A	AS50151 Series AS34001
	MIL-DTL-26482 Series II
	AS81703 Series III
	MIL-DTL-83723 Series I & III
	40M39569, DEF 5326-3, EN 2997
	EN 3646, ESC 10, ESC 11, LN 29504
	NFC93422 Series HE302 PAN 6432-1, PAN 6432-2, PATT 602

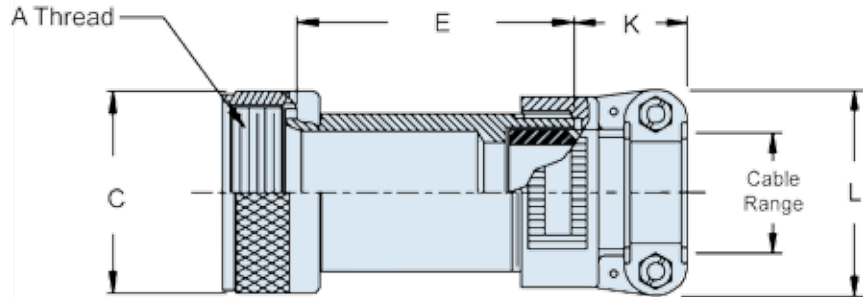


Finish / Material

B = Black Cadmium / Stainless Steel
N = Electroless Nickel / Aluminum
S = Passivated / Stainless Steel
W = 1,000 Hr. Cadmium Olive Drab over Electroless Nickel / Aluminum
X = Nickel Fluorocarbon Polymer / Aluminum
Y = Pure Dense Electrodeposited Aluminum / Aluminum
Z = Zinc Nickel, Black / Aluminum
XS = Nickel Fluorocarbon Polymer / Stainless Steel
YS = Pure Dense Electrodeposited Aluminum / Stainless Steel
ZS = Zinc Nickel, Black / Stainless Steel



STYLE 2



STYLE 1

Shell Size	A Thread Class 2B-LH	C Dia Max
3	.562 - 24 UNEF	.669 (17.0)
8	.500 - 20 UNF	.617 (15.7)
10	.625 - 24 UNEF	.734 (18.6)
12	.750 - 20 UNEF	.858 (21.8)
14	.875 - 20 UNEF	.984 (25.0)
16	1.000 - 20 UNEF	1.112 (28.2)
18	1.062 - 18 UNEF	1.218 (30.9)
20	1.188 - 18 UNEF	1.345 (34.2)
22	1.313 - 18 UNEF	1.468 (37.3)
24	1.438 - 18 UNEF	1.593 (40.5)
28	1.750 - 18 UNS	1.969 (50.0)
32	2.000 - 18 UNS	2.219 (56.4)
36	2.250 - 16 UN	2.469 (62.7)
40	2.500 - 16 UN	2.719 (69.1)
44	2.750 - 16 UN	2.969 (75.4)
48	3.000 - 16 UN	3.219 (81.8)
61	1.500 - 18 UNEF	1.653 (42.0)

- APPLICATION NOTES**

 - For complete dimensions see the applicable Military Specification.
 - Metric dimensions (mm) are in parentheses.
 - When maximum cable entry is exceeded, Style 2 will be supplied.
 - Cable Range is defined as the accommodation range for the wire bundle or cable. Dimensions shown are not intended for inspection criteria.

Dimensions in inches (millimeters) and are subject to change without notice.



AS85049/11 and MS3437B Straight Environmental Backshell

TABLE II: Dash Number and Cable Range (Continued on Page B-33)

Dash No.	Shell Size	Style	E Max	K Ref.	L Max	Cable Range		M85049/42 Ref.
						Min	Max	
01	3	1	2.125 (54.0)	1.027 (26.1)	.957 (24.3)	.125 (3.2)	.250 (6.4)	4
02	3	1	3.125 (79.4)	1.027 (26.1)	.957 (24.3)	.125 (3.2)	.250 (6.4)	4
03	3	2	2.875 (73.0)	1.027 (26.1)	1.145 (29.1)	.250 (6.4)	.437 (11.1)	6
04	3	2	3.875 (98.4)	1.027 (26.1)	1.145 (29.1)	.250 (6.4)	.437 (11.1)	6
05	8	1	2.125 (54.0)	1.027 (26.1)	.957 (24.3)	.125 (3.2)	.250 (6.4)	4
06	8	1	3.125 (79.4)	1.027 (26.1)	.957 (24.3)	.125 (3.2)	.250 (6.4)	4
07	8	2	2.875 (73.0)	1.027 (26.1)	1.145 (29.1)	.250 (6.4)	.437 (11.1)	6
08	8	2	3.875 (98.4)	1.027 (26.1)	1.145 (29.1)	.250 (6.4)	.437 (11.1)	6
09	10	1	2.125 (54.0)	1.027 (26.1)	.957 (24.3)	.125 (3.2)	.312 (7.9)	4
10	10	1	3.125 (79.4)	1.027 (26.1)	.957 (24.3)	.125 (3.2)	.312 (7.9)	4
11	10	2	2.875 (73.0)	1.027 (26.1)	1.145 (29.1)	.250 (6.4)	.437 (11.1)	6
12	10	2	3.875 (98.4)	1.027 (26.1)	1.145 (29.1)	.250 (6.4)	.437 (11.1)	6
13	12	1	2.125 (54.0)	1.027 (26.1)	1.145 (29.1)	.250 (6.4)	.437 (11.1)	6
14	12	1	3.125 (79.4)	1.027 (26.1)	1.145 (29.1)	.250 (6.4)	.437 (11.1)	6
15	12	2	2.875 (73.0)	1.027 (26.1)	1.332 (33.8)	.350 (8.9)	.625 (15.9)	10
16	12	2	3.875 (98.4)	1.027 (26.1)	1.332 (33.8)	.350 (8.9)	.625 (15.9)	10
17	14	1	2.125 (54.0)	1.027 (26.1)	1.332 (33.8)	.350 (8.9)	.575 (14.6)	10
18	14	1	3.125 (79.4)	1.027 (26.1)	1.332 (33.8)	.350 (8.9)	.575 (14.6)	10
19	14	2	2.875 (73.0)	1.059 (26.9)	1.551 (39.4)	.500 (12.7)	.750 (19.1)	12
20	14	2	3.875 (98.4)	1.059 (26.9)	1.551 (39.4)	.500 (12.7)	.750 (19.1)	12
21	16	1	2.125 (54.0)	1.059 (26.9)	1.551 (39.4)	.500 (12.7)	.700 (17.8)	12
22	16	1	3.125 (79.4)	1.059 (26.9)	1.551 (39.4)	.500 (12.7)	.700 (17.8)	12
23	16	2	2.875 (73.0)	1.156 (29.4)	1.770 (45.0)	.625 (15.9)	.937 (23.8)	16
24	16	2	3.875 (98.4)	1.156 (29.4)	1.770 (45.0)	.625 (15.9)	.937 (23.8)	16
25	18	1	2.125 (54.0)	1.027 (26.1)	1.332 (33.8)	.350 (8.9)	.625 (15.9)	10
26	18	1	3.125 (79.4)	1.027 (26.1)	1.332 (33.8)	.350 (8.9)	.625 (15.9)	10
27	18	1	2.125 (54.0)	1.059 (26.9)	1.551 (39.4)	.500 (12.7)	.750 (19.1)	12
28	18	1	3.125 (79.4)	1.059 (26.9)	1.551 (39.4)	.500 (12.7)	.750 (19.1)	12
29	18	2	2.875 (73.0)	1.156 (29.4)	1.770 (45.0)	.625 (15.9)	.937 (23.8)	16
30	18	2	3.875 (98.4)	1.156 (29.4)	1.770 (45.0)	.625 (15.9)	.937 (23.8)	16
31	20	1	3.125 (79.4)	1.027 (26.1)	1.332 (33.8)	.350 (8.9)	.625 (15.9)	10
32	20	1	4.125 (104.8)	1.027 (26.1)	1.332 (33.8)	.350 (8.9)	.625 (15.9)	10
33	20	1	3.125 (79.4)	1.059 (26.9)	1.551 (39.4)	.500 (12.7)	.750 (19.1)	12
34	20	1	4.125 (104.8)	1.059 (26.9)	1.551 (39.4)	.500 (12.7)	.750 (19.1)	12
35	20	2	3.875 (98.4)	1.156 (29.4)	1.770 (45.0)	.625 (15.9)	.937 (23.8)	16
36	20	2	4.875 (123.8)	1.156 (29.4)	1.770 (45.0)	.625 (15.9)	.937 (23.8)	16
37	20	2	3.875 (98.4)	1.375 (34.9)	2.113 (53.7)	.875 (22.2)	1.250 (31.8)	20
38	20	2	4.875 (123.8)	1.375 (34.9)	2.113 (53.7)	.875 (22.2)	1.250 (31.8)	20
39	22	1	3.125 (79.4)	1.027 (26.1)	1.332 (33.8)	.350 (8.9)	.625 (15.9)	10
40	22	1	4.125 (104.8)	1.027 (26.1)	1.332 (33.8)	.350 (8.9)	.625 (15.9)	10
41	22	1	3.125 (79.4)	1.059 (26.9)	1.551 (39.4)	.500 (12.7)	.750 (19.1)	12
42	22	1	4.125 (104.8)	1.059 (26.9)	1.551 (39.4)	.500 (12.7)	.750 (19.1)	12
43	22	1	3.125 (79.4)	1.156 (29.4)	1.770 (45.0)	.625 (15.9)	.937 (23.8)	16
44	22	1	4.125 (104.8)	1.156 (29.4)	1.770 (45.0)	.625 (15.9)	.937 (23.8)	16
45	22	2	3.875 (98.4)	1.375 (34.9)	2.113 (53.7)	.875 (22.2)	1.250 (31.8)	20
46	22	2	4.875 (123.8)	1.375 (34.9)	2.113 (53.7)	.875 (22.2)	1.250 (31.8)	20
47	24	1	3.125 (79.4)	1.059 (26.9)	1.551 (39.4)	.500 (12.7)	.750 (19.1)	12
48	24	1	4.125 (104.8)	1.059 (26.9)	1.551 (39.4)	.500 (12.7)	.750 (19.1)	12
49	24	1	3.125 (79.4)	1.156 (29.4)	1.770 (45.0)	.625 (15.9)	.812 (20.6)	16
50	24	1	4.125 (104.8)	1.156 (29.4)	1.770 (45.0)	.625 (15.9)	.812 (20.6)	16
51	24	1	3.125 (79.4)	1.156 (29.4)	1.770 (45.0)	.625 (15.9)	.937 (23.8)	16
52	24	1	4.125 (104.8)	1.156 (29.4)	1.770 (45.0)	.625 (15.9)	.937 (23.8)	16

Continued on Page B-33

Dimensions in inches (millimeters) and are subject to change without notice.

AS85049/11 and MS3437B Straight Environmental Backshell



AS85049

B

TABLE II: Dash Number and Cable Range (Continued From Page B-32)

Dash No.	Shell Size	Style	E Max	K Ref.	L Max	Cable Range		M85049/42 Ref.
						Min	Max	
53	24	2	3.875 (98.4)	1.375 (34.9)	2.113 (53.7)	.875 (22.2)	1.250 (31.8)	20
54	24	2	4.875 (123.8)	1.375 (34.9)	2.113 (53.7)	.875 (22.2)	1.250 (31.8)	20
55	28	1	3.125 (79.4)	1.059 (26.9)	1.551 (39.4)	.500 (12.7)	.750 (19.1)	12
56	28	1	4.125 (104.8)	1.059 (26.9)	1.551 (39.4)	.500 (12.7)	.750 (19.1)	12
57	28	1	3.125 (79.4)	1.156 (29.4)	1.770 (45.0)	.625 (15.9)	.937 (23.8)	16
58	28	1	4.125 (104.8)	1.156 (29.4)	1.770 (45.0)	.625 (15.9)	.937 (23.8)	16
59	28	1	3.125 (79.4)	1.375 (34.9)	2.113 (53.7)	.875 (22.2)	1.250 (31.8)	20
60	28	1	4.125 (104.8)	1.375 (34.9)	2.113 (53.7)	.875 (22.2)	1.250 (31.8)	20
61	28	1	3.125 (79.4)	1.500 (38.1)	2.363 (60.0)	1.000 (25.4)	1.375 (34.9)	24
62	28	1	4.125 (104.8)	1.500 (38.1)	2.363 (60.0)	1.000 (25.4)	1.375 (34.9)	24
63	32	1	3.125 (79.4)	1.156 (29.4)	1.770 (45.0)	.625 (15.9)	.937 (23.8)	16
64	32	1	4.125 (104.8)	1.156 (29.4)	1.770 (45.0)	.625 (15.9)	.937 (23.8)	16
65	32	1	3.125 (79.4)	1.375 (34.9)	2.113 (53.7)	.875 (22.2)	1.250 (31.8)	20
66	32	1	4.125 (104.8)	1.375 (34.9)	2.113 (53.7)	.875 (22.2)	1.250 (31.8)	20
67	32	1	3.125 (79.4)	1.500 (38.1)	2.363 (60.0)	1.000 (25.4)	1.375 (34.9)	24
68	32	1	4.125 (104.8)	1.500 (38.1)	2.363 (60.0)	1.000 (25.4)	1.375 (34.9)	24
69	32	1	3.125 (79.4)	1.781 (45.2)	2.770 (70.4)	1.250 (31.8)	1.625 (41.3)	28
70	32	1	4.125 (104.8)	1.781 (45.2)	2.770 (70.4)	1.250 (31.8)	1.625 (41.3)	28
71	36	1	4.125 (104.8)	1.375 (34.9)	2.113 (53.7)	.875 (22.2)	1.250 (31.8)	20
72	36	1	5.125 (130.2)	1.375 (34.9)	2.113 (53.7)	.875 (22.2)	1.250 (31.8)	20
73	36	1	4.125 (104.8)	1.500 (38.1)	2.363 (60.0)	1.000 (25.4)	1.375 (34.9)	24
74	36	1	5.125 (130.2)	1.500 (38.1)	2.363 (60.0)	1.000 (25.4)	1.375 (34.9)	24
75	36	1	4.125 (104.8)	1.781 (45.2)	2.770 (70.4)	1.250 (31.8)	1.625 (41.3)	28
76	36	1	5.125 (130.2)	1.781 (45.2)	2.770 (70.4)	1.250 (31.8)	1.625 (41.3)	28
77	36	2	5.000 (127.0)	1.830 (46.5)	3.020 (76.7)	1.437 (36.5)	1.875 (47.6)	32
78	36	2	6.000 (152.4)	1.830 (46.5)	3.020 (76.7)	1.437 (36.5)	1.875 (47.6)	32
79	40	1	4.125 (104.8)	1.375 (34.9)	2.113 (53.7)	.875 (22.2)	1.250 (31.8)	20
80	40	1	5.125 (130.2)	1.375 (34.9)	2.113 (53.7)	.875 (22.2)	1.250 (31.8)	20
81	40	1	4.125 (104.8)	1.500 (38.1)	2.363 (60.0)	1.000 (25.4)	1.375 (34.9)	24
82	40	1	5.125 (130.2)	1.500 (38.1)	2.363 (60.0)	1.000 (25.4)	1.375 (34.9)	24
83	40	1	4.125 (104.8)	1.781 (45.2)	2.770 (70.4)	1.250 (31.8)	1.625 (41.3)	28
84	40	1	5.125 (130.2)	1.781 (45.2)	2.770 (70.4)	1.250 (31.8)	1.625 (41.3)	28
85	40	1	4.125 (104.8)	1.830 (46.5)	3.020 (76.7)	1.437 (36.5)	1.875 (47.6)	32
86	40	1	5.125 (130.2)	1.830 (46.5)	3.020 (76.7)	1.437 (36.5)	1.875 (47.6)	32
87	44	1	4.125 (104.8)	1.375 (34.9)	2.113 (53.7)	.875 (22.2)	1.250 (31.8)	20
88	44	1	5.125 (130.2)	1.375 (34.9)	2.113 (53.7)	.875 (22.2)	1.250 (31.8)	20
89	44	1	4.125 (104.8)	1.500 (38.1)	2.363 (60.0)	1.000 (25.4)	1.375 (34.9)	24
90	44	1	5.125 (130.2)	1.500 (38.1)	2.363 (60.0)	1.000 (25.4)	1.375 (34.9)	24
91	44	1	4.125 (104.8)	1.781 (45.2)	2.770 (70.4)	1.250 (31.8)	1.625 (41.3)	28
92	44	1	5.125 (130.2)	1.781 (45.2)	2.770 (70.4)	1.250 (31.8)	1.625 (41.3)	28
93	44	1	4.125 (104.8)	1.830 (46.5)	3.020 (76.7)	1.437 (36.5)	1.875 (47.6)	32
94	44	1	5.125 (130.2)	1.830 (46.5)	3.020 (76.7)	1.437 (36.5)	1.875 (47.6)	32
95	48	1	4.125 (104.8)	1.375 (34.9)	2.113 (53.7)	.875 (22.2)	1.250 (31.8)	20
96	48	1	5.125 (130.2)	1.375 (34.9)	2.113 (53.7)	.875 (22.2)	1.250 (31.8)	20
97	48	1	4.125 (104.8)	1.500 (38.1)	2.363 (60.0)	1.000 (25.4)	1.375 (34.9)	24
98	48	1	5.125 (130.2)	1.500 (38.1)	2.363 (60.0)	1.000 (25.4)	1.375 (34.9)	24
99	48	1	4.125 (104.8)	1.781 (45.2)	2.770 (70.4)	1.250 (31.8)	1.625 (41.3)	28
100	48	1	5.125 (130.2)	1.781 (45.2)	2.770 (70.4)	1.250 (31.8)	1.625 (41.3)	28
101	48	1	4.125 (104.8)	1.830 (46.5)	3.020 (76.7)	1.437 (36.5)	1.875 (47.6)	32
102	48	1	5.125 (130.2)	1.830 (46.5)	3.020 (76.7)	1.437 (36.5)	1.875 (47.6)	32
103	61	1	3.125 (79.4)	1.059 (26.9)	1.551 (39.4)	.500 (12.7)	.750 (19.1)	12
104	61	1	4.125 (104.8)	1.059 (26.9)	1.551 (39.4)	.500 (12.7)	.750 (19.1)	12

Continued on Page B-34

Dimensions in inches (millimeters) and are subject to change without notice.



AS85049/11 and MS3437B Straight Environmental Backshell

TABLE II: Dash Number and Cable Range (Continued From Page B-33)

Dash No.	Shell Size	Style	E Max	K Ref.	L Max	Cable Range		M85049/42 Ref.
						Min	Max	
105	61	1	3.125 (79.4)	1.156 (29.4)	1.770 (45.0)	.625 (15.9)	.937 (23.8)	16
106	61	1	4.125 (104.8)	1.156 (29.4)	1.770 (45.0)	.625 (15.9)	.937 (23.8)	16
107	61	2	3.875 (98.4)	1.375 (34.9)	2.113 (53.7)	.875 (22.2)	1.250 (31.8)	20
108	61	2	4.875 (123.8)	1.375 (34.9)	2.113 (53.7)	.875 (22.2)	1.250 (31.8)	20
109	61	2	3.875 (98.4)	1.500 (38.1)	2.363 (60.0)	1.000 (25.4)	1.375 (34.9)	24
110	61	2	4.875 (123.8)	1.500 (38.1)	2.363 (60.0)	1.000 (25.4)	1.375 (34.9)	24
111	12	1	2.125 (54.0)	1.027 (26.1)	1.332 (33.8)	.350 (8.9)	.500 (12.7)	10
112	16	1	2.125 (54.0)	1.027 (26.1)	1.145 (29.1)	.250 (6.4)	.437 (11.1)	6
113	16	1	3.125 (79.4)	1.027 (26.1)	1.145 (29.1)	.250 (6.4)	.437 (11.1)	6
114	12	1	2.125 (54.0)	1.027 (26.1)	.957 (24.3)	.125 (3.2)	.312 (7.9)	4
115	12	1	3.125 (79.4)	1.027 (26.1)	.957 (24.3)	.125 (3.2)	.312 (7.9)	4
116	14	1	2.125 (54.0)	1.027 (26.1)	1.145 (29.1)	.250 (6.4)	.437 (11.1)	6
117	14	1	3.125 (79.4)	1.027 (26.1)	1.145 (29.1)	.250 (6.4)	.437 (11.1)	6
118	16	1	2.125 (54.0)	1.027 (26.1)	1.332 (33.8)	.350 (8.9)	.625 (15.9)	10
119	16	1	3.125 (79.4)	1.027 (26.1)	1.332 (33.8)	.350 (8.9)	.625 (15.9)	10
120	18	1	2.125 (54.0)	1.027 (26.1)	.957 (24.3)	.125 (3.2)	.312 (7.9)	4
121	18	1	3.125 (79.4)	1.027 (26.1)	.957 (24.3)	.125 (3.2)	.312 (7.9)	4
122	18	1	2.125 (54.0)	1.027 (26.1)	1.145 (29.1)	.250 (6.4)	.437 (11.1)	6
123	18	1	3.125 (79.4)	1.027 (26.1)	1.145 (29.1)	.250 (6.4)	.437 (11.1)	6
124	20	1	3.125 (79.4)	1.027 (26.1)	1.145 (29.1)	.250 (6.4)	.437 (11.1)	6
125	20	1	4.125 (104.8)	1.027 (26.1)	1.145 (29.1)	.250 (6.4)	.437 (11.1)	6
126	22	1	3.125 (79.4)	1.027 (26.1)	.957 (24.3)	.125 (3.2)	.312 (7.9)	4
127	22	1	4.125 (104.8)	1.027 (26.1)	.957 (24.3)	.125 (3.2)	.312 (7.9)	4
128	22	1	3.125 (79.4)	1.027 (26.1)	1.145 (29.1)	.250 (6.4)	.437 (11.1)	6
129	22	1	4.125 (104.8)	1.027 (26.1)	1.145 (29.1)	.250 (6.4)	.437 (11.1)	6
130	24	1	3.125 (79.4)	1.027 (26.1)	1.332 (33.8)	.350 (8.9)	.625 (15.9)	10
131	24	1	4.125 (104.8)	1.027 (26.1)	1.332 (33.8)	.350 (8.9)	.625 (15.9)	10
132	36	1	4.125 (104.8)	1.059 (26.9)	1.551 (39.4)	.500 (12.7)	.750 (19.1)	12
133	36	1	5.125 (130.2)	1.059 (26.9)	1.551 (39.4)	.500 (12.7)	.750 (19.1)	12
134	40	1	4.125 (104.8)	1.059 (26.9)	1.551 (39.4)	.500 (12.7)	.750 (19.1)	12
135	40	1	5.125 (130.2)	1.059 (26.9)	1.551 (39.4)	.500 (12.7)	.750 (19.1)	12
136	10	1	2.125 (54.0)	1.027 (26.1)	1.145 (29.1)	.250 (6.4)	.375 (9.5)	6
137	10	1	3.125 (79.4)	1.027 (26.1)	1.145 (29.1)	.250 (6.4)	.375 (9.5)	6
138	12	1	2.125 (54.0)	1.027 (26.1)	1.332 (33.8)	.350 (8.9)	.500 (12.7)	10
139	12	1	3.125 (79.4)	1.027 (26.1)	1.332 (33.8)	.350 (8.9)	.500 (12.7)	10
140	20	1	3.125 (79.4)	1.156 (29.4)	1.770 (45.0)	.625 (15.9)	.904 (23.0)	16
141	20	1	4.125 (104.8)	1.156 (29.4)	1.770 (45.0)	.625 (15.9)	.904 (23.0)	16
142	22	1	3.125 (79.4)	1.375 (34.9)	2.113 (53.7)	.875 (22.2)	1.029 (26.1)	20
143	22	1	4.125 (104.8)	1.375 (34.9)	2.113 (53.7)	.875 (22.2)	1.029 (26.1)	20
144	24	1	3.125 (79.4)	1.375 (34.9)	2.113 (53.7)	.875 (22.2)	1.144 (29.1)	20
145	24	1	4.125 (104.8)	1.375 (34.9)	2.113 (53.7)	.875 (22.2)	1.144 (29.1)	20
146	36	1	4.125 (104.8)	1.830 (46.5)	3.020 (76.7)	1.437 (36.5)	1.840 (46.7)	32
147	36	1	5.125 (130.2)	1.830 (46.5)	3.020 (76.7)	1.437 (36.5)	1.840 (46.7)	32
148	38	1	4.125 (104.8)	1.156 (29.4)	1.770 (45.0)	.625 (15.9)	.937 (23.8)	16
149	38	1	5.125 (130.2)	1.156 (29.4)	1.770 (45.0)	.625 (15.9)	.937 (23.8)	16
150	14	1	2.125 (54.0)	1.027 (26.1)	.957 (24.3)	.125 (3.2)	.312 (7.9)	4
151	14	1	3.125 (79.4)	1.027 (26.1)	.957 (24.3)	.125 (3.2)	.312 (7.9)	4
152	16	1	2.125 (54.0)	1.027 (26.1)	.957 (24.3)	.125 (3.2)	.312 (7.9)	4
153	16	1	3.125 (79.4)	1.027 (26.1)	.957 (24.3)	.125 (3.2)	.312 (7.9)	4
154	44	1	4.125 (104.8)	1.156 (29.4)	1.770 (45.0)	.625 (15.9)	.937 (23.8)	16
155	44	1	5.125 (130.2)	1.156 (29.4)	1.770 (45.0)	.625 (15.9)	.937 (23.8)	16
156	40	1	4.125 (104.8)	1.156 (29.4)	1.770 (45.0)	.625 (15.9)	.937 (23.8)	16
157	40	1	5.125 (130.2)	1.156 (29.4)	1.770 (45.0)	.625 (15.9)	.937 (23.8)	16

Dimensions in inches (millimeters) and are subject to change without notice.



Компания «ЭлектроПласт» предлагает заключение долгосрочных отношений при поставках импортных электронных компонентов на взаимовыгодных условиях!

Наши преимущества:

- Оперативные поставки широкого спектра электронных компонентов отечественного и импортного производства напрямую от производителей и с крупнейших мировых складов;
- Поставка более 17-ти миллионов наименований электронных компонентов;
- Поставка сложных, дефицитных, либо снятых с производства позиций;
- Оперативные сроки поставки под заказ (от 5 рабочих дней);
- Экспресс доставка в любую точку России;
- Техническая поддержка проекта, помощь в подборе аналогов, поставка прототипов;
- Система менеджмента качества сертифицирована по Международному стандарту ISO 9001;
- Лицензия ФСБ на осуществление работ с использованием сведений, составляющих государственную тайну;
- Поставка специализированных компонентов (Xilinx, Altera, Analog Devices, Intersil, Interpoint, Microsemi, Aeroflex, Peregrine, Syfer, Eurofarad, Texas Instrument, Miteq, Cobham, E2V, MA-COM, Hittite, Mini-Circuits, General Dynamics и др.);

Помимо этого, одним из направлений компании «ЭлектроПласт» является направление «Источники питания». Мы предлагаем Вам помощь Конструкторского отдела:

- Подбор оптимального решения, техническое обоснование при выборе компонента;
- Подбор аналогов;
- Консультации по применению компонента;
- Поставка образцов и прототипов;
- Техническая поддержка проекта;
- Защита от снятия компонента с производства.



Как с нами связаться

Телефон: 8 (812) 309 58 32 (многоканальный)

Факс: 8 (812) 320-02-42

Электронная почта: org@eplast1.ru

Адрес: 198099, г. Санкт-Петербург, ул. Калинина, дом 2, корпус 4, литера А.