


ezPyro™ I²C Pyroelectric Infrared Broadband Sensors (SMD)

Introduction

The ezPyro range of thin film digital pyroelectric IR sensors combines high quality sensors with a high level of configurable electronic integration in a small SMD package. High sensitivity combined with fast response times ensure rapid and accurate detection of target gases. These sensors integrate a digital, current mode read-out that enables lower IR-emitter duty cycles, thereby saving significantly on system level power consumption, while maintaining high SNR. Programmable gain and filtering offer maximum flexibility in system design. Industry standard I²C communication enables plug-and-play connectivity to microcontrollers and allows easy tuning and calibration. ezPyro sensors are very stable over time ensuring a long and maintenance-free operational lifespan. Various optical filter options are available.



To make it easier for customers to use their own optical bandpass filters Pyreos provides sensors with either a 2.5-6 μm or 6-14 μm broadband filter. Optical bandpass filters can be applied in front of these broadband filters.

Sensor Characteristics

Filter aperture	d = 1.65 mm
Element size	0.64 x 0.64 mm ²
SMD Package	5.65 x 3.7 x 1.55 mm
D* (typ.) ¹	2.5 x 10 ⁸ cm√Hz/ W
NEP (typ.) ¹	2.7 x 10 ⁻¹⁰ W/√Hz
Time Constant	~10ms (10-20 Hz peak)
Field of View	~90°

Electrical Characteristics

Supply voltage	1.75 to 3.6 V
Supply current (typ.)	1 to 23 μA
Digital I/O	I ² C (FM+ compatible)
ADC	15bit ΔΣ ADC @1ksp
Operating Temperature	-40 to +85 °C
Storage Temperature	-40 to +110 °C

Sensor read-out	Current mode Gain / digital filtering / sampling rate / power modes
Configurable	

1) Measured without filter @ 500K, 10 Hz, room temperature

Order Information

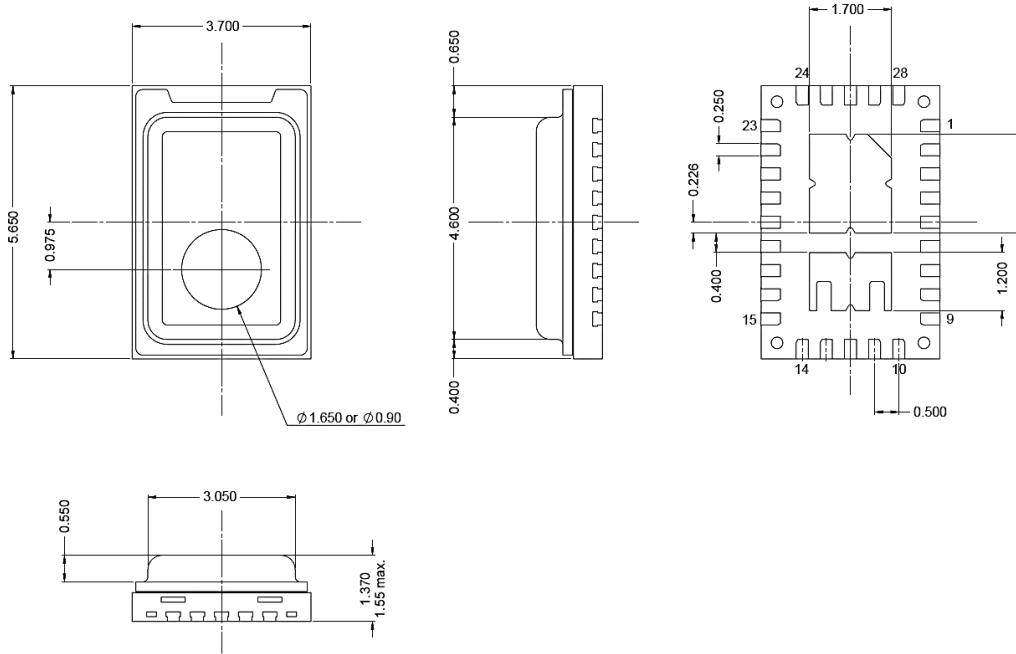
Part Number	Filter	Filter Bandwidth
ePY12121	2.2 μm Long Pass	2.5 - 6 μm
ePY12111	5.0 μm Long Pass	5 - 14 μm

Ordering Code	Description
ePYxxxx-R7	800 pcs on 7" tape and reel
ePYxxxx-R13	4000 pcs on 13" tape and reel
ePYxxxx	bulk
ePYxxxx-B1	Sensor on a breakout PCB

For more information contact: sales@pyreos.com

Please note: the information contained in this document is subject to change without further notification. Pyreos reserves the right to alter the performance and any resulting specification. Pyreos may choose not to supply any engineering sample devices as a commercial product. No responsibility is accepted for any consequential loss incurred. Pyreos Ltd, SMC, Alexander Crum Brown Road, Edinburgh EH9 3FF, UK. Tel: +441316507009, www.pyreos.com

Package Information



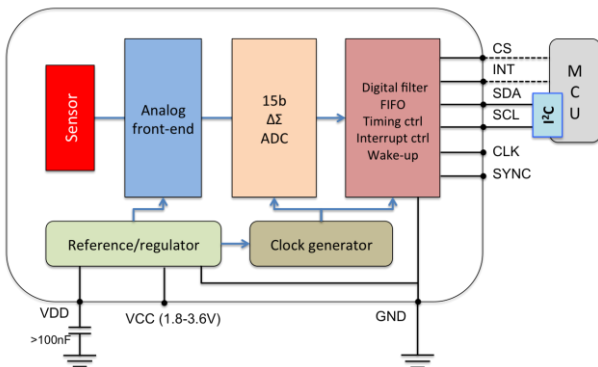
Signal Filtering & Power Modes

Power Mode (base sample rate)	High Pass Filter – Analog (Hz)					Fixed Analog Low Pass Filter (Hz)	Fixed Digital Low Pass Filter (Hz)	Digital Low Pass Filter (Hz)				Max ADC Sampling Rate (sps)
	Off	1	2	4	8			180	90	45	22.5	
Normal Power Mode	Off	1	2	4	8	600	250	180	90	45	22.5	1000
Low Power Mode	Off	0.17	0.33	0.66	1.3	100	42	30	15	7.5	3.75	166

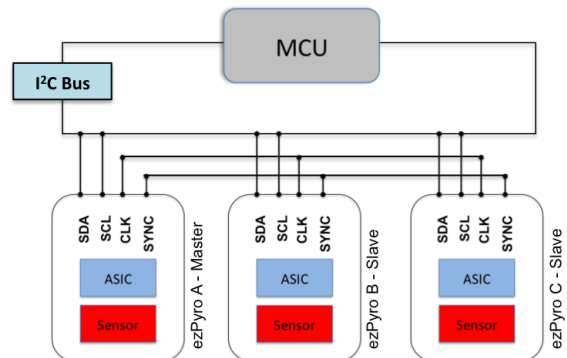
	Mode	Description	Typical Current Consumption (1.8 V, room temperature)
Power consumption	Normal Power Mode	Normal power consumption, 1 kHz max. sample rate	22 μ A
	Low Power Mode	Low power consumption, 166 Hz max. sample rate	3.5 μ A
Operational state	Normal Operation Mode	Sensor signal readout over I ² C	22 μ A
	Sleep Mode	Hardware interrupt on infrared trigger	21 μ A (Normal), 3.5 μ A (Low)
	Power Down Mode	Sensor is disabled	1.1 μ A

Circuit Diagrams

Single Device Block Diagram



Three Devices with Synchronised Sampling



Please note: the information contained in this document is subject to change without further notification. Pyreos reserves the right to alter the performance and any resulting specification. Pyreos may choose not to supply any engineering sample devices as a commercial product. No responsibility is accepted for any consequential loss incurred. Pyreos Ltd, SMC, Alexander Crum Brown Road, Edinburgh EH9 3FF, UK. Tel: +441316507009, www.pyreos.com

Infrared Frequency Characteristics



Typical Frequency Response in Normal Power Mode



Typical Frequency Response in Low Power Mode

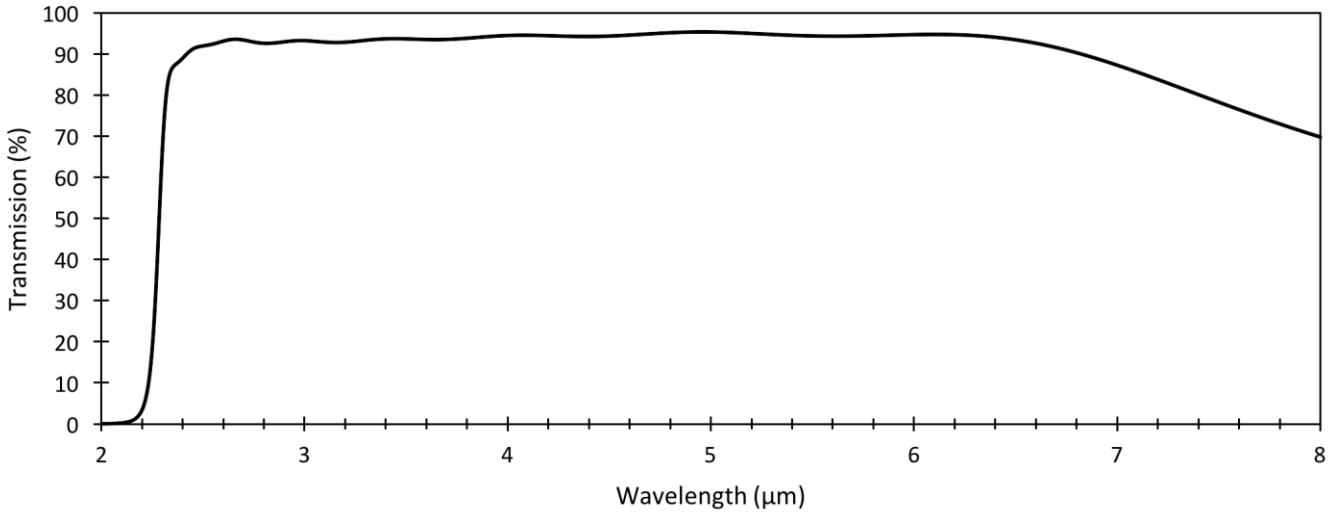


Typical Frequency Response at Different Gain Settings

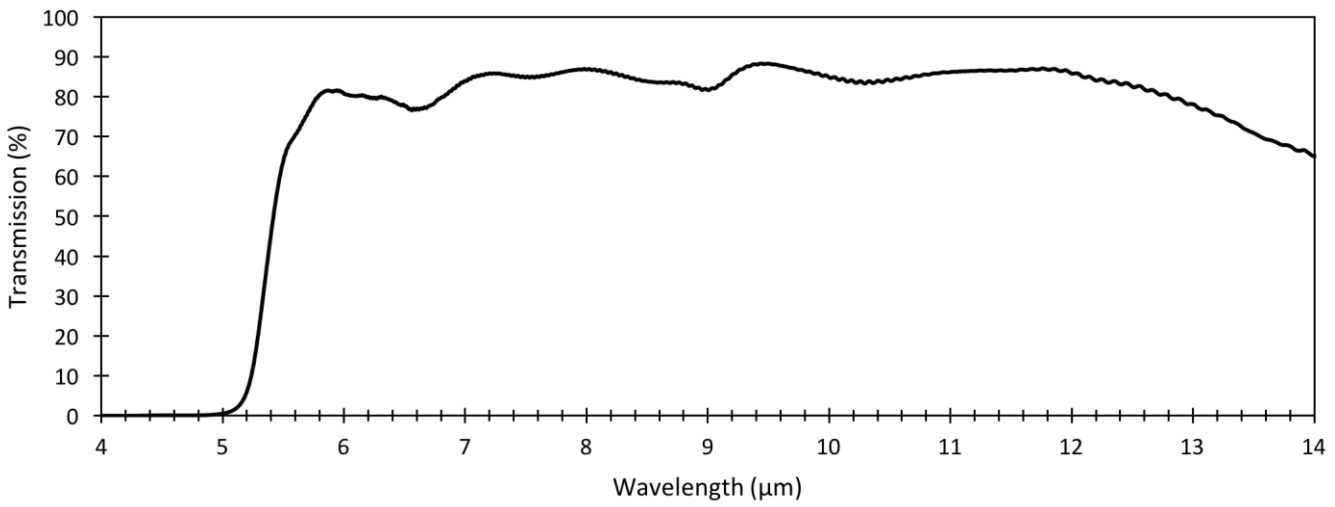
Please note: the information contained in this document is subject to change without further notification. Pyreos reserves the right to alter the performance and any resulting specification. Pyreos may choose not to supply any engineering sample devices as a commercial product. No responsibility is accepted for any consequential loss incurred. Pyreos Ltd, SMC, Alexander Crum Brown Road, Edinburgh EH9 3FF, UK. Tel: +441316507009, www.pyreos.com

Filter Transmission Profiles

Typical 2.2 μm LP Filter Transmission



Typical 5.0 μm LP Filter Transmission



Please note: the information contained in this document is subject to change without further notification. Pyreos reserves the right to alter the performance and any resulting specification. Pyreos may choose not to supply any engineering sample devices as a commercial product. No responsibility is accepted for any consequential loss incurred. Pyreos Ltd, SMC, Alexander Crum Brown Road, Edinburgh EH9 3FF, UK. Tel: +441316507009, www.pyreos.com



Компания «ЭлектроПласт» предлагает заключение долгосрочных отношений при поставках импортных электронных компонентов на взаимовыгодных условиях!

Наши преимущества:

- Оперативные поставки широкого спектра электронных компонентов отечественного и импортного производства напрямую от производителей и с крупнейших мировых складов;
- Поставка более 17-ти миллионов наименований электронных компонентов;
- Поставка сложных, дефицитных, либо снятых с производства позиций;
- Оперативные сроки поставки под заказ (от 5 рабочих дней);
- Экспресс доставка в любую точку России;
- Техническая поддержка проекта, помощь в подборе аналогов, поставка прототипов;
- Система менеджмента качества сертифицирована по Международному стандарту ISO 9001;
- Лицензия ФСБ на осуществление работ с использованием сведений, составляющих государственную тайну;
- Поставка специализированных компонентов (Xilinx, Altera, Analog Devices, Intersil, Interpoint, Microsemi, Aeroflex, Peregrine, Syfer, Eurofarad, Texas Instrument, Miteq, Cobham, E2V, MA-COM, Hittite, Mini-Circuits, General Dynamics и др.);

Помимо этого, одним из направлений компании «ЭлектроПласт» является направление «Источники питания». Мы предлагаем Вам помощь Конструкторского отдела:

- Подбор оптимального решения, техническое обоснование при выборе компонента;
- Подбор аналогов;
- Консультации по применению компонента;
- Поставка образцов и прототипов;
- Техническая поддержка проекта;
- Защита от снятия компонента с производства.



Как с нами связаться

Телефон: 8 (812) 309 58 32 (многоканальный)

Факс: 8 (812) 320-02-42

Электронная почта: org@eplast1.ru

Адрес: 198099, г. Санкт-Петербург, ул. Калинина, дом 2, корпус 4, литера А.