


SCB/SCC Series, Specification Grade Discrete Plug-in, Time Delay Relay



Product Facts

- On-Delay, Off-Delay and Interval timing modes
- 13 timing ranges from 0.1 sec. to 60 min.
- 10A DPDT output contacts
- Knob, fixed or external timing adjustment.
- Rated for pilot duty
- Premium components
- File 3520, File E60363, File LR51332, File E60363 (SCC only)



Timing Specifications

Timing Modes — On-Delay, Off-Delay and Interval
Timing Ranges — 6 to 180 cycles; 0.1 to 3 / 0.1 to 10 / 0.33 to 10 / 1 to 30 / 4 to 120 sec.; 0.33 to 10 / 1 to 30 / 2 to 60 min.; 0.33 to 10 hr. (All are +5%, -0% of maximum values).

Timing Adjustment — Knob or fixed time (internal fixed resistor) — all models; customer supplied external potentiometer or resistor — On-Delay and Interval models only.

Accuracy — Repeat Accuracy — ±0.5% ±0.004 sec. Overall Accuracy — ±2% max.

Reset Time — 25 ms.

Relay Operate Time — Off-Delay mode — 30 ms; Interval mode — 20 ms..

Relay Release Time — On-Delay mode only — 15 ms.

Users should thoroughly review the technical data before selecting a product part number. It is recommended that user also seek out the pertinent approvals files of the agencies/laboratories and review them to ensure the product meets the requirements for a given application.

Contact Data @ 25°C

Arrangements — 2 Form C (DPDT)
Rating — 10A @ 28VDC or 120VAC, resistive; 1/3 HP @ 120/240VAC; 345VA. Same polarity.

Expected Mechanical Life — 10 million operations

Expected Electrical Life — 500,000 operations, min., at rated resistive load

Initial Dielectric Strength — Between Terminals and Case — 1,000VAC plus twice the nominal voltage for one minute.

Input Data @ 25°C

Voltage — See Ordering Information section for details.

Power Requirement — 3W, max.

Transient Protection: Non-repetitive transients of the following magnitudes will not cause spurious operation of affect function and accuracy.

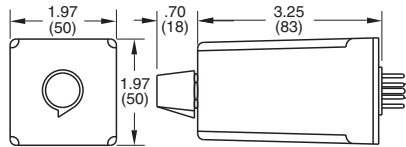
| Operating Voltage | <0.1 ms | <1 ms |
|--------------------|-----------------|-------|
| All except 12 & 24 | 3,000V | 2,500 |
| 12 & 24 | Consult Factory | |

Environmental Data

Temperature Range — Storage — SCB and SCC — -40°C to +85°C Operating — SCB: -30°C to +65°C; SCC: -30°C to +50°C

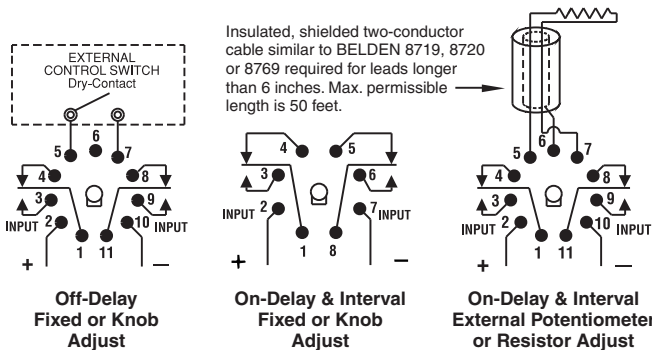
Mechanical Data

Mounting/Termination — SCB — UL recognized. Optional 8- or 11-pin octal-type sockets may be ordered separately. SCC — 8- or 11-pin octal type sockets supplied with timer. (Must be used to qualify as "UL Listed" device.)
Weight — SCB: 5.3 oz. (149g) approx.; SCC: 7.5 oz. (210g) approx.



Outline Dimensions

Wiring Diagrams (Bottom Views)



Insulated, shielded two-conductor cable similar to BELDEN 8719, 8720 or 8769 required for leads longer than 6 inches. Max. permissible length is 50 feet.

Ordering Information (All "X's" must be included to complete part number)

| SCB | RX | 01 | 2XX | A | A | XA |
|---|----|---|-----------------------------------|---|--|--|
| Series SCB Discrete Industrial Timer | | Operating Mode 01 = On-Delay 02 = Off-Delay 03 = Interval | Output 2XX = DPDT Relay | | Timing Range A = 0.1 to 3 sec. B = 0.5 to 15 sec. C = 1 to 30 sec. D = 2 to 60 sec. E = 4 to 120 sec. F = 6 to 180 sec. G = 10 to 300 sec. I = 2 to 60 min. K = 3 to 180 cycles L = 0.33 to 10 min. M = 0.5 to 15 min. N = 1 to 30 min. P = 0.1 to 10 min. | Timing Adjustment XA = Knob Adjust XB = External Potentiometer or resistor (Operating modes 1 and 3 only). XF = Fixed Times —Specify time delay in seconds per the following examples: XF9.000 = 9 sec. XF99.00 = 99 sec. XF999.0 = 9999 sec. XF1000 = 1000 sec. |
| Mounting Series SCB RX = 8- or 11-pin socket (order separately) | | | | Operating Voltage (+10%, -15%) A = 120VAC, 50/60 Hz. / 120VDC B = 240VAC, 50/60 Hz. / 24VDC E = 24VAC, 50/60 Hz. / 24VDC F = 48VAC, 50/60 Hz. / 48VDC Q = 12VDC | | |
| Mounting Series SCC LA = 8-pin socket p/n BCSA08SC for operating mode 01 or 03 with knob adjust or fixed time. LC = 11-pin socket p/n BCSA11SC for operating mode 02; or 01 or 03 with external potentiometer or resistor. | | | | | | |

BELDEN is a trademark of Belden Technologies, Inc.

Authorized distributors are likely to stock the following:

None at present.



Компания «ЭлектроПласт» предлагает заключение долгосрочных отношений при поставках импортных электронных компонентов на взаимовыгодных условиях!

Наши преимущества:

- Оперативные поставки широкого спектра электронных компонентов отечественного и импортного производства напрямую от производителей и с крупнейших мировых складов;
- Поставка более 17-ти миллионов наименований электронных компонентов;
- Поставка сложных, дефицитных, либо снятых с производства позиций;
- Оперативные сроки поставки под заказ (от 5 рабочих дней);
- Экспресс доставка в любую точку России;
- Техническая поддержка проекта, помощь в подборе аналогов, поставка прототипов;
- Система менеджмента качества сертифицирована по Международному стандарту ISO 9001;
- Лицензия ФСБ на осуществление работ с использованием сведений, составляющих государственную тайну;
- Поставка специализированных компонентов (Xilinx, Altera, Analog Devices, Intersil, Interpoint, Microsemi, Aeroflex, Peregrine, Syfer, Eurofarad, Texas Instrument, Miteq, Cobham, E2V, MA-COM, Hittite, Mini-Circuits, General Dynamics и др.);

Помимо этого, одним из направлений компании «ЭлектроПласт» является направление «Источники питания». Мы предлагаем Вам помощь Конструкторского отдела:

- Подбор оптимального решения, техническое обоснование при выборе компонента;
- Подбор аналогов;
- Консультации по применению компонента;
- Поставка образцов и прототипов;
- Техническая поддержка проекта;
- Защита от снятия компонента с производства.



Как с нами связаться

Телефон: 8 (812) 309 58 32 (многоканальный)

Факс: 8 (812) 320-02-42

Электронная почта: org@eplast1.ru

Адрес: 198099, г. Санкт-Петербург, ул. Калинина, дом 2, корпус 4, литера А.