

Multimode Relay MT

- 2/3 pole 10A, 2 form C (CO) or 3 form C (CO) contacts
- DC and AC coils
- Mechanical indicator as standard
- Electrical indicator
- New test system with front operated finger protected push-to-test button and integral locking test tab
- White write on panel

Typical applications
Mechanical engineering, plant control



F0161-B



Approvals

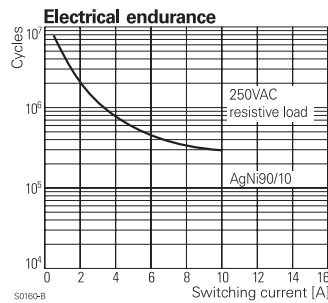
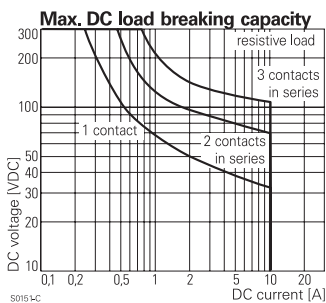
VDE REG.-Nr. 6182, UL E214025
Technical data of approved types on request

Contact Data

Contact arrangement	2 form C (CO) or 3 form C (CO)		
Rated voltage	240VAC		
Max. switching voltage	400VAC		
Rated current	10A	10A	4A
Limiting making current, max. 20ms	20A	20A	8A
Limiting breaking current	10A	10A	4A
Switching power	2500VA	2500VA	500 VA
Contact material	AgNi90/10	AgNi90/10 gold plated	AgNi90/10 gold plated
Contact style	single contact	single contact	bifurcated contact
Min. recommended contact load	12V at 10mA	20mV at 1mA	20mV at 1mA
Initial voltage drop	30mV at 100mA/6VAC/1kHz		
Frequency of operation, with/without load	1200/6000h ⁻¹		
Operate time max., DC coil	15ms		
Release time max., DC coil	10ms		
Bounce time max., DC coil, form A/form B	4/5ms		

Contact ratings

Type	Contact	Load	Cycles
IEC 61810			
MT22 DC coil	C (CO)	10A, 250VAC, cosφ=1, 35°C	100x10 ³
MT22 AC coil	C (CO)	10A, 250VAC, cosφ=1, 35°C	20x10 ³
MT32 DC coil	C (CO)	10A, 250VAC, cosφ=1, 35°C	100x10 ³
MT32 AC coil	C (CO)	10A, 250VAC, cosφ=1, 35°C	20x10 ³
MT2	C (CO)	10A, 250VAC, resistive, 40°	30x10 ³
MT2	A (NO)/B (NC)	B300 40°C	6.000
MT2	C (CO)	4A, 25VAC, resistive, bifurcated, 40°C	30x10 ³
MT3	C (CO)	10A, 250VAC, resistive, 40°C	30x10 ³
UL 508			
MT3	A (NO)/B (NC)	B300, 40°C	6.000
MT3	C (CO)	4A, 25VAC, resistive, bifurcated, 40°C	30x10 ³



Contact Data (continued)

Mechanical endurance	
DC coil	20x10 ⁶ operations
AC coil	20x10 ⁶ operations

Coil Data

Coil voltage range	6 to 220VDC 6 to 230VAC
Operative range, IEC 61810	2
Coil insulation system according UL	class 130 (B)

Coil versions, DC coil

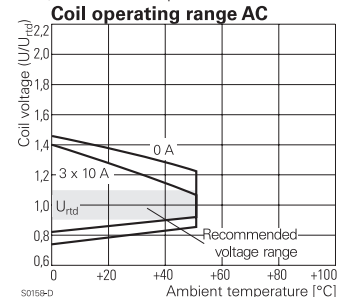
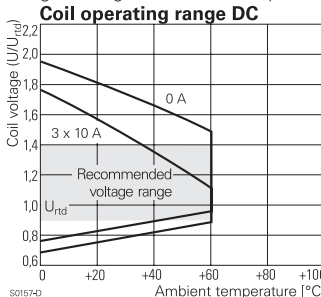
Coil code	Rated voltage VDC	Operate voltage VDC	Release voltage VDC	Coil resistance Ω±10% ¹⁾²⁾	Rated coil power W	
006	0A6	6	4.5	0.6	32	1.1
012	0B2	12	9.0	1.2	110	1.3
024	0C4	24	18.0	2.4	475	1.2
048	0E8	48	36.0	4.8	2000	1.2
060	0G0	60	45.0	6.0	2850	1.3
110	1B0	110	82.5	11.5	10000 ¹⁾	1.2
220	2C0	220	165.0	22.0	40000 ²⁾	1.2

1) Coil resistance ±12%, 2) Coil resistance ±15%
3) Protection diode PD; standard polarity: 2-pole relays: +2 / -7, 3-pole relays: +2 / -10
All figures are given for coil without pre-energization, at ambient temperature +23°C

Coil versions, AC coil, 50/60Hz

Coil code	Rated voltage VAC	Operate voltage 50/60Hz VAC	Release voltage 50/60Hz VAC	Coil resistance Ω±10% ¹⁾	Rated coil power 50/60Hz VA
006	6	4.8/5.1	1.8	5.3	2.29/1.98
012	12	9.6/10.2	3.6	24	2.19/1.86
024	24	19.2/20.4	7.2	86	2.26/1.95
048	48	38.4/40.8	14.4	345	2.28/1.97
060	60	48.0/51.0	18.0	544	2.27/1.96
115	115	92.0/97.8	34.5	2000	2.37/2.00
230	230	184.0/195.5	69.0	8300 ¹⁾	2.32/1.96

1) Coil resistance ±12%
All figures are given for coil without pre-energization, at ambient temperature +23°C



Multimode Relay MT (Continued)

Insulation Data

Initial dielectric strength	
between open contacts	1500Vrms
between contact and coil	2500Vrms
between adjacent contacts	2500Vrms
Clearance/creepage	
between contact and coil	≥2.8/4mm
between adjacent contacts	≥2.8/4mm
Material group of insulation parts	IIIa

Other Data

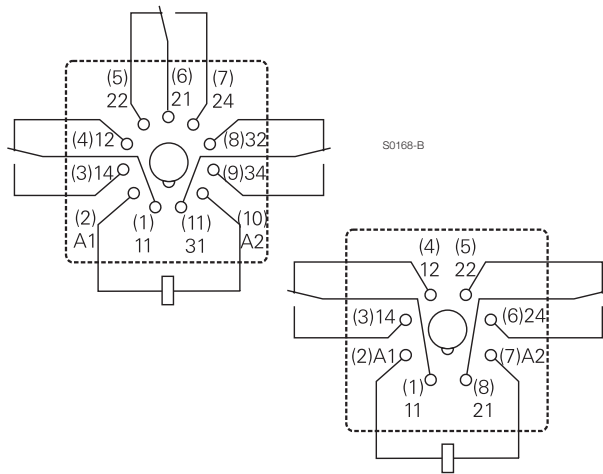
Material compliance: EU RoHS/ELV, China RoHS, REACH, Halogen content refer to the Product Compliance Support Center at www.te.com/customer-support/rohssupportcenter	
Ambient temperature	
DC coil	-40 to +60°C
AC coil	-40 to +50°C
Category of environmental protection	
IEC 61810	RTI - dust protected
Vibration resistance (functional), form A (NO)/form B (NC)	
	5/2g
Shock resistance (functional), form A (NO)/form B (NC)	
	50/10g
Terminal type	
Cover retention, pull/push force	plug-in 100/100N
Weight	80g
Packaging unit	25 pcs.

Accessories

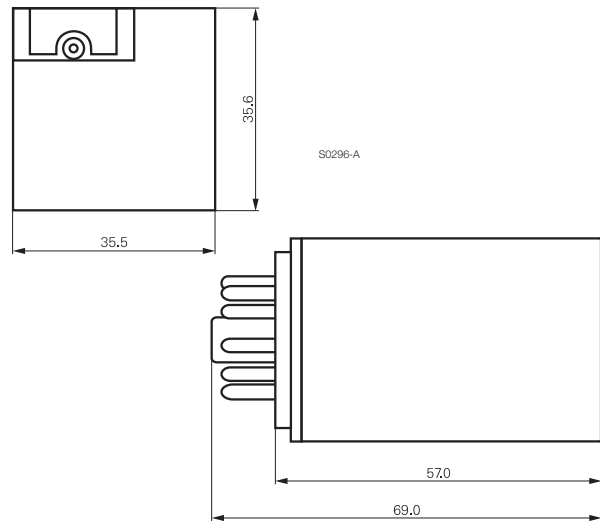
For details see datasheet [Accessories Multimode Relay MT](#)
Note: indicated contact ratings and electrical endurance data for direct wiring of relays (according IEC 61810-1); for relays mounted on sockets deratings may apply.

Terminal assignment

Bottom view on pins



Dimensions



Multimode Relay MT (Continued)

Product code structure

Typical product code **MT 3 2 6 230**

Type	MT Multimode Relay MT				
Contact configuration	2 2 form C contacts (2 CO contacts), 8-pin	3 3 form C (3 CO contacts), 11-pin			
Contact material	2 AgNi 90/10	B AgNi 90/10 bifurcated contacts, gold plated			
	3 AgNi 90/10, gold plated				
Version	1 DC with test button	6 AC with test button			
	3 DC with test button and bipolar LED	8 AC with test button and LED			
Coil	Coil code: please refer to coil versions table				
	Other types on request				

Product code	Contact configuration	Contact material	Version	Coil	Part number
MT221012	2 form C	AgNi 90/10	DC	12VDC	4-1393090-9
MT221024	2 CO contacts		with test button	24VDC	5-1393090-0
MT221048	8-pin			48VDC	5-1393090-1
MT221060				60VDC	5-1393090-2
MT221110				110VDC	5-1393090-3
MT221220				220VDC	5-1393090-4
MT223024			DC+LED+test button	24VDC	5-1393090-7
MT226012			AC	12VAC	6-1393090-3
MT226024			test button	24VAC	6-1393090-4
MT226048				48VAC	6-1393090-5
MT226115				115VAC	6-1393090-7
MT226230				230VAC	6-1393090-8
MT228024			AC+LED	24VAC	6-1393090-9
MT228115			test button	115VAC	7-1393090-0
MT228230				230VAC	7-1393090-1
MT321012	3 form C	AgNi 90/10	DC	12VDC	6-1393091-8
MT321024	3 CO contacts		with test button	24VDC	7-1393091-0
MT321048	11-pin			48VDC	7-1393091-1
MT321060				60VDC	7-1393091-2
MT321110				110VDC	7-1393091-4
MT321220				220VDC	7-1393091-7
MT323024			DC+LED+test button	24VDC	8-1393091-4
MT3230C4			DC+LED+PT+TB	24VDC	7-1393091-9
MT326012			AC	12VAC	9-1393091-6
MT326024			test button	24VAC	9-1393091-7
MT326048				48VAC	9-1393091-8
MT326115				115VAC	1393092-1
MT326230				230VAC	1393092-2
MT328024			AC+LED	24VAC	1393092-4
MT328115			test button	115VAC	1393092-7
MT328230				230VAC	1393092-8
MT331024		AgNi 90/10	DC	24VDC	1-1393092-1
MT331110		gold plated	with test button	110VDC	1-1393092-3
MT331220				220VDC	1-1393092-5
MT333024			DC+LED+test button	24VDC	1-1393092-8
MT3330C4			DC+LED+PD+TB	24VDC	1-1393092-6
MT333110			DC+LED	110VDC	2-1393092-0
MT333220			test button	220VDC	2-1393092-2
MT336115			AC	115VAC	2-1393092-5
MT336230			test button	230VAC	2-1393092-6
MT338024			AC+LED	24VAC	2-1393092-7
MT338115			test button	115VAC	8-1415025-1
MT338230				230VAC	2-1393092-8



Компания «ЭлектроПласт» предлагает заключение долгосрочных отношений при поставках импортных электронных компонентов на взаимовыгодных условиях!

Наши преимущества:

- Оперативные поставки широкого спектра электронных компонентов отечественного и импортного производства напрямую от производителей и с крупнейших мировых складов;
- Поставка более 17-ти миллионов наименований электронных компонентов;
- Поставка сложных, дефицитных, либо снятых с производства позиций;
- Оперативные сроки поставки под заказ (от 5 рабочих дней);
- Экспресс доставка в любую точку России;
- Техническая поддержка проекта, помощь в подборе аналогов, поставка прототипов;
- Система менеджмента качества сертифицирована по Международному стандарту ISO 9001;
- Лицензия ФСБ на осуществление работ с использованием сведений, составляющих государственную тайну;
- Поставка специализированных компонентов (Xilinx, Altera, Analog Devices, Intersil, Interpoint, Microsemi, Aeroflex, Peregrine, Syfer, Eurofarad, Texas Instrument, Miteq, Cobham, E2V, MA-COM, Hittite, Mini-Circuits, General Dynamics и др.);

Помимо этого, одним из направлений компании «ЭлектроПласт» является направление «Источники питания». Мы предлагаем Вам помощь Конструкторского отдела:

- Подбор оптимального решения, техническое обоснование при выборе компонента;
- Подбор аналогов;
- Консультации по применению компонента;
- Поставка образцов и прототипов;
- Техническая поддержка проекта;
- Защита от снятия компонента с производства.



Как с нами связаться

Телефон: 8 (812) 309 58 32 (многоканальный)

Факс: 8 (812) 320-02-42

Электронная почта: org@eplast1.ru

Адрес: 198099, г. Санкт-Петербург, ул. Калинина, дом 2, корпус 4, литера А.