

PLEASE CHECK WWW.MOLEX.COM FOR LATEST PART INFORMATION

Part Number: [0550910974](#)
Status: **Active**
Overview: [slimstack_0635mm_025_pitch](#)
Description: 0.635mm (.025") Pitch SlimStack™ Header, Surface Mount, Dual Row, Vertical Stacking, 6.00 and 12.00mm (.236 and .472") Stacking Heights, Black, Lead-free, 90 Circuits, Robotic Placement Metal Cap, with Embossed Tape on Reel Packaging

Documents:

[3D Model](#) [Product Specification PS-52760-015 \(PDF\)](#)
[Drawing \(PDF\)](#) [RoHS Certificate of Compliance \(PDF\)](#)

Agency Certification

UL E29179

General

Product Family PCB Headers
 Series [55091](#)
 Application Board-to-Board
 Comments Stacking-Type
 Overview [slimstack_0635mm_025_pitch](#)
 Product Name SlimStack™

Physical

Breakaway No
 Circuits (Loaded) 90
 Color - Resin Black
 Durability (mating cycles max) 50
 Flammability 94V-0
 Glow-Wire Compliant No
 Mated Height (in) 0.236 In, 0.472 In
 Mated Height (mm) 12.00 mm, 6.00 mm
 Material - Metal Copper Alloy
 Material - Plating Mating Gold
 Material - Plating Termination Tin
 Number of Rows 2
 Orientation Vertical
 PCB Locator Yes
 PCB Retention Yes
 Packaging Type Embossed Tape on Reel
 Pitch - Mating Interface (in) 0.025 In
 Pitch - Mating Interface (mm) 0.64 mm
 Polarized to PCB Yes
 Robotic Placement Metal Cap
 Stackable No
 Temperature Range - Operating -55°C to +85°C
 Termination Interface: Style Surface Mount

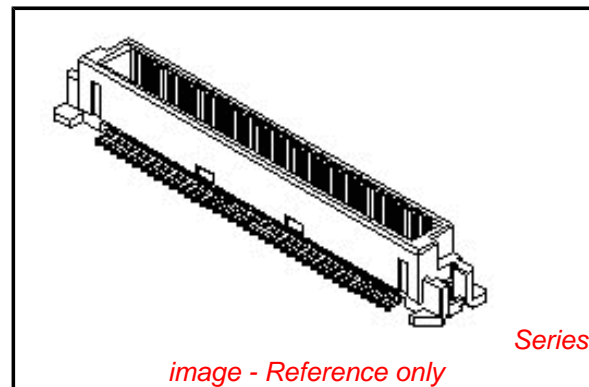
Electrical

Current - Maximum per Contact 0.5A
 Voltage - Maximum 100V

Material Info

Reference - Drawing Numbers

Packaging Specification SPK-55091-001



EU RoHS

ELV and RoHS Compliant
REACH SVHC
 Not Reviewed
Halogen-Free Status
Not Reviewed

China RoHS



Need more information on product environmental compliance?

Email productcompliance@molex.com
 For a multiple part number RoHS Certificate of Compliance, [click here](#)

Please visit the [Contact Us](#) section for any non-product compliance questions.

Search Parts in this Series

[55091Series](#)

Mates With

SlimStack™ Receptacle [52760](#) , [52837](#) , [52885](#) , [52901](#)

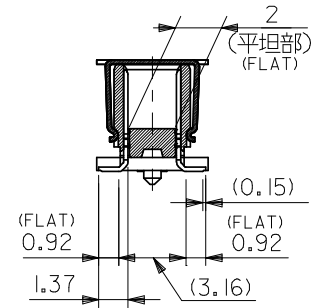
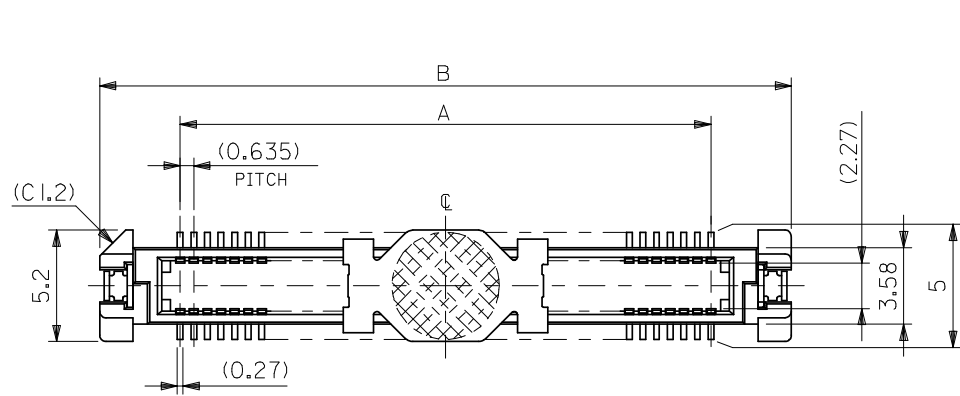
Product Specification

Sales Drawing

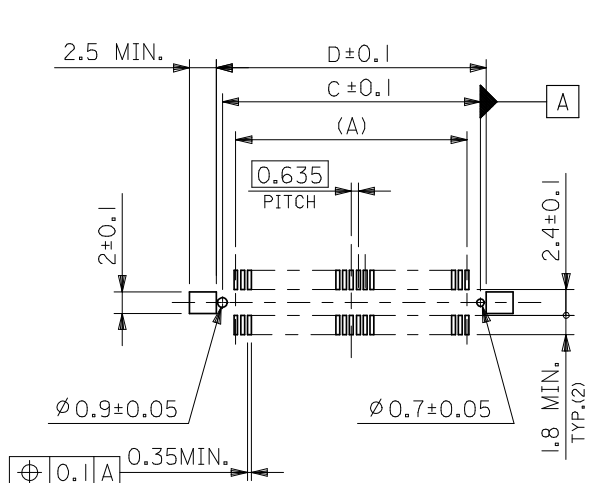
PS-52760-015, RPS-52760-017, RPS-52760-018,
RPS-52760-020, RPS-52760-021, RPS-52760-022,
RPS-52760-026, RPS-52760-029, RPS-52901-012
SD-55091-006, SD-55091-007

This document was generated on 05/27/2010

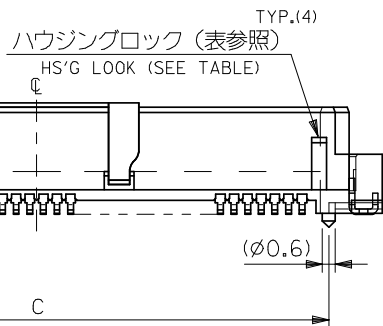
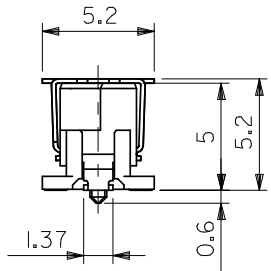
PLEASE CHECK WWW.MOLEX.COM FOR LATEST PART INFORMATION



半田付け部詳細図
DETAIL FOR SOLDERING AREA



推奨基板寸法
RECOMMENDED PCB PATTERN LAYOUT



注) NOTES

- 材質 MATERIAL
ハウジング : ガラス入りLCP、黒色、UL94V-0
HOUSING: LIQUID CRYSTAL POLYMER (LCP), GLASS FILLED, BLACK, UL94V-0
ターミナル : 銅合金 (t=0.2)
TERMINAL: COPPER ALLOY
吸着力バー : ステンレス (t=0.2)
VACUUM COVER: STAINLESS STEEL
補強金具 : 銅合金 (t=0.25)
FITTING NAIL: COPPER ALLOY
- メッキ仕様 PLATING
ターミナル : 接点部 : 金メッキ 0.25 マイクロメートル以上。
TERMINAL CONTACT AREA : GOLD 0.25 MICROMETER MINIMUM.
半田付け部 : 錫メッキ 1.0 マイクロメートル以上。
SOLDER TAIL AREA : TIN 1.0 MICROMETER MINIMUM.
下地メッキ : ニッケルメッキ 1.5 マイクロメートル以上。
UNDER-PLATING : NICKEL 1.5 MICROMETER MINIMUM.
補強金具 : 錫メッキ 1.0 マイクロメートル以上。
FITTING NAIL TIN 1.0 MICROMETER MINIMUM.
下地メッキ : ニッケルメッキ 1.0 マイクロメートル以上。
UNDER-PLATING: NICKEL 1.0 MICROMETER MINIMUM.
- テールのバラツキ寸法 TAIL COPLANARITY
テール及び金具の平坦度は、0.1以下とする。
TAIL AND FITTING NAIL COPLANARITY TO BE 0.1 MAXIMUM.
- エンボス対応済みの極数については、SD-55091-007を参照下さい。
FOR THE EMBOSSED PACKAGE PRODUCTS, SEE SD-55091-007.
- 本製品は55091-***2の鉛フリー品である。
THIS PRODUCT IS LEAD FREE OF 55091-***2.

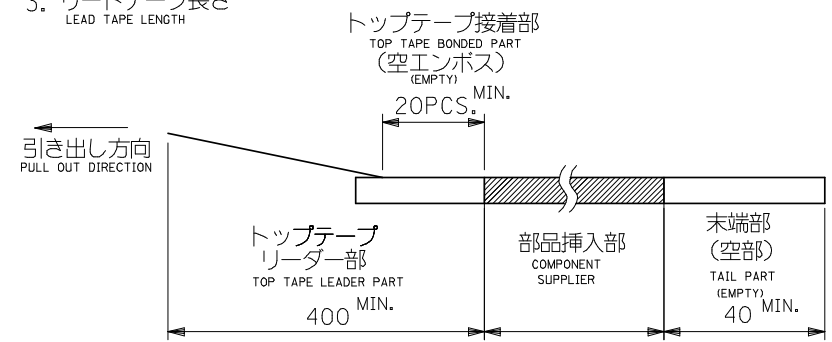
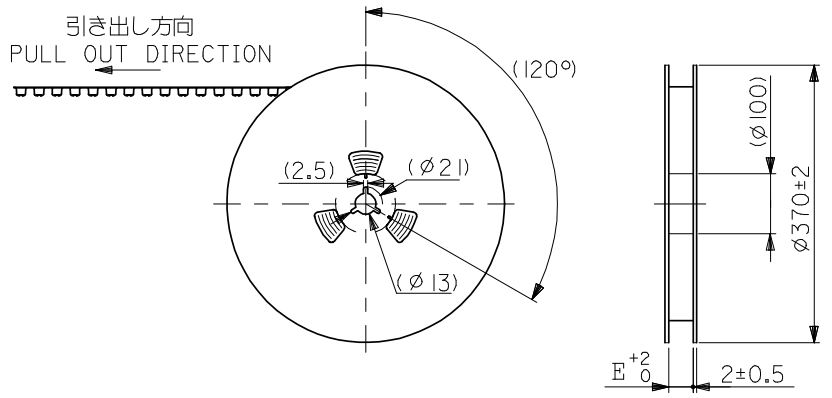
無し NO	79.17	78.07	83.07	75.565	—	55091-2475	55091-2472	240	○
	66.47	65.37	70.37	62.865	—	-2075	-2072	200	○
	60.12	59.02	64.02	56.515	—	-1875	-1872	180	○
	53.77	52.67	57.67	50.165	55091-1674	-1675	-1672	160	○
	47.42	46.32	51.32	43.815	55091-1474	-1475	-1472	140	○
	41.07	39.97	44.97	37.465	55091-1274	-1275	-1272	120	○
	34.72	33.62	38.62	31.115	55091-1074	-1075	-1072	100	○
	31.55	30.45	35.45	27.94	55091-0974	-0975	-0972	90	○
	28.37	27.27	32.27	24.765	55091-0874	-0875	-0872	80	○
	25.2	24.1	29.1	21.59	55091-0774	-0775	-0772	70	○
有り YES	24.56	23.46	28.46	20.955	—	-6875	-6872	68	○
	22.02	20.92	25.92	18.415	55091-0674	-0675	-0672	60	○
	18.85	17.75	22.75	15.24	55091-0574	-0575	-0572	50	○
	15.67	14.57	19.57	12.065	55091-0474	-0475	-0472	40	○
	12.5	11.4	16.4	8.89	55091-0374	-0375	-0372	30	○
9.32	8.22	13.22	5.715	55091-0274	55091-0275	55091-0272	20	○	
ハウジングロック HS'G LOCK	D	C	B	A	エンボス梱包 EMBOSSED PACKAGING	スティック梱包 STICK PACKAGING	製品番号 MATERIAL NO.	極数 CKT. NO.	量産対応 AVAILABLE
					ORDER No.	オーダー番号			

REVISED EC NO: J2009-0365 DRWN: NABEI CHKD: THARUYAMA APPR: NUKITA	DESCRIPTION 2008/08/06 2008/08/07	GENERAL TOLERANCES (UNLESS SPECIFIED)		DIMENSION STYLE MM ONLY		SCALE ---	DESIGN UNITS METRIC	THIRD ANGLE PROJECTION		
		10 UNDER	±0.2	DRAWN BY H. KAWABATA		DATE '04/03/05		TITLE 0.635 PITCH B-TO-B PLUG HS'G COVER ASS'Y -LEAD FREE- MOLEX INCORPORATED		
		10 OVER 30 UNDER	±0.25	CHECKED BY K. TOJO		DATE '04/03/05				
		30 OVER	±0.3	APPROVED BY M. SASAO		DATE '04/03/05				
		ANGULAR ±3°		MATERIAL NO.		DOCUMENT NO.				
DRAFT WHERE APPLICABLE MUST REMAIN WITHIN DIMENSIONS		SEE TABLE		SD-55091-006		SHEET NO. 1 OF 1				
THIS DRAWING CONTAINS INFORMATION THAT IS PROPRIETARY TO MOLEX INCORPORATED AND SHOULD NOT BE USED WITHOUT WRITTEN PERMISSION										

注)

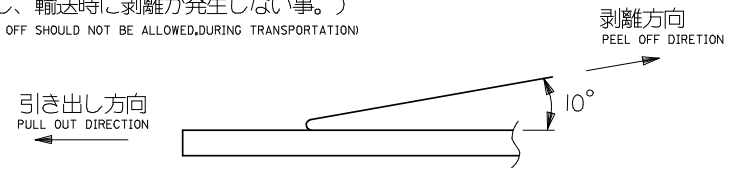
NOTES

1. 製品番号 55091-***72 の詳細寸法については、SD-55091-006 を参照下さい。
IN THE PACKAGE , PART NO. 55901-***72 DETAILED DIMENSIONS , SEE SD-55091-006.
2. 梱包数量 : 1000 個/リール
NUMBER OF CONNECTORS : 1000 PCS/REEL
3. リードテープ長さ
LEAD TAPE LENGTH



4. トップテープの剥離強度: (剥離方向は下図参照)
PEELING OFF FORCE OF TOP TAPE (PEELING DIRECTION AS SHOWN IN FOLLOWING FIG.)
0. 1~1. 3N {10~130gf}

尚、本規格値は、出荷時に適用。
THIS REQUIREMENT SHOULD BE APPLIED AT SHIPMENT
(但し、輸送時に剥離が発生しない事。)
(PEEL OFF SHOULD NOT BE ALLOWED, DURING TRANSPORTATION)

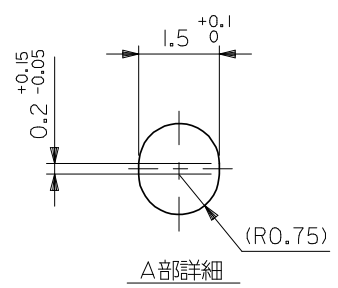
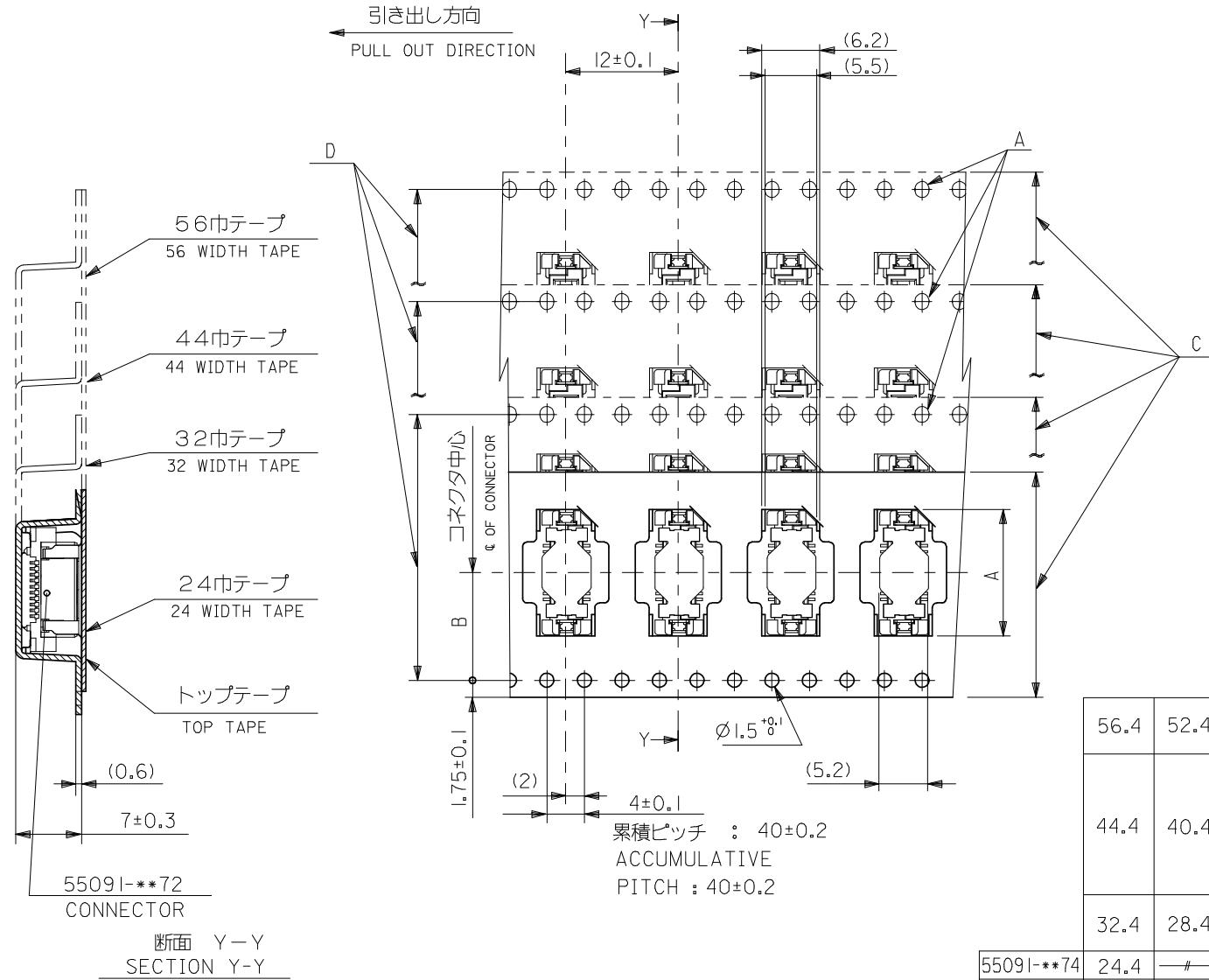


5. 材料
MATERIAL
キャリアテープ : ポリプロピレン (PP)
CARRIER TAPE : POLYPROPYLENE (PP)
トップテープ : PET, PE, PEF
TOP TAPE : PET, PE, PEF
リール : 紙
REEL : CARD BOARD

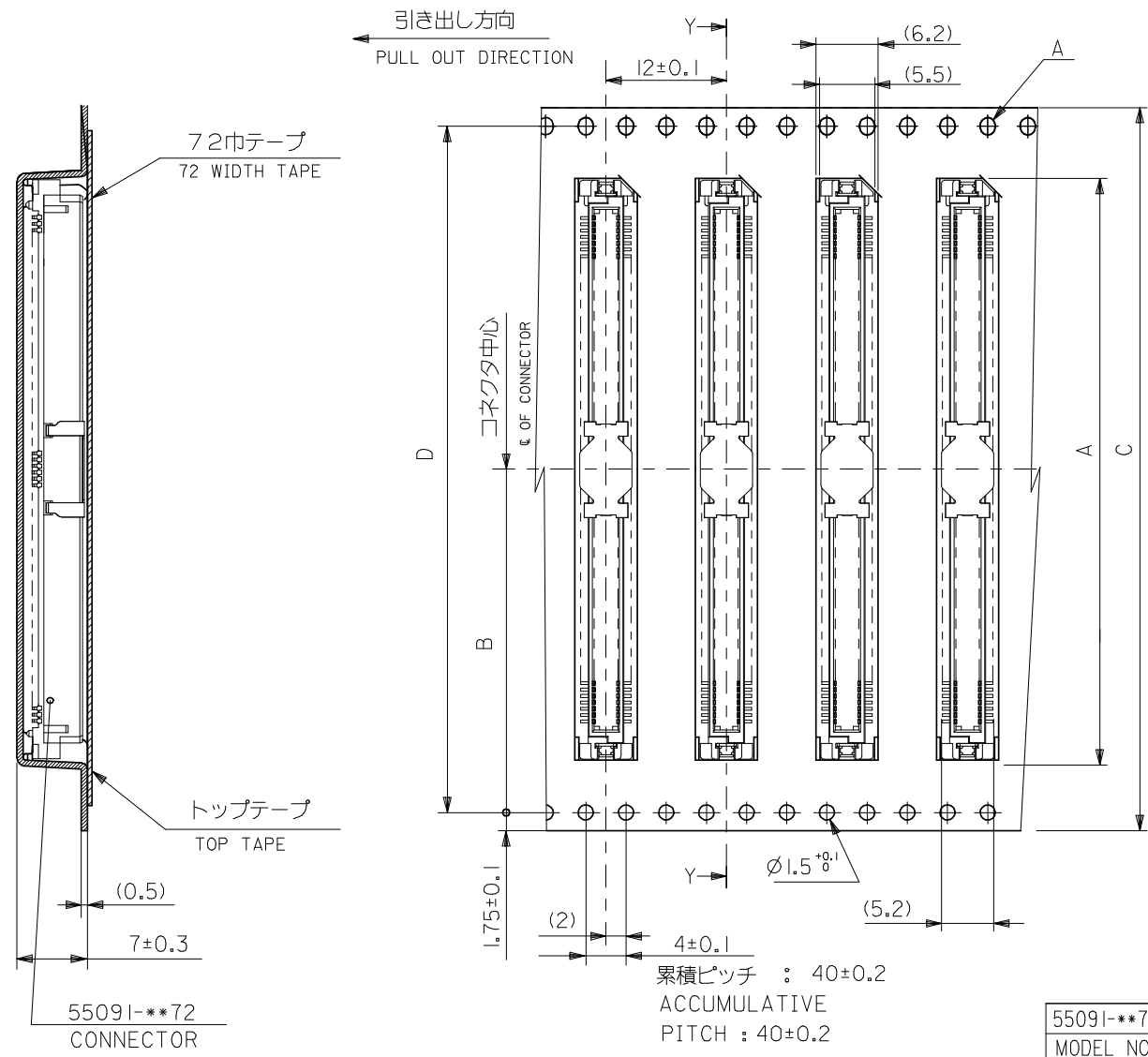
6. 本製品は55091-***4の鉛フリー品である。
THIS PRODUCT IS LEAD FREE OF 55091-***4.

MODEL NO. 55091-***74

REVISED EC NO: J2009-0365 DRWN: MWABEI 2008/08/06 CH'KD: THARUYAMA 2008/08/07 APPR: NUKITA 2008/08/07	GENERAL TOLERANCES (UNLESS SPECIFIED)		DIMENSION STYLE MM ONLY		SCALE ---	DESIGN UNITS METRIC	THIRD ANGLE PROJECTION	
	10 UNDER	±0.2	DRAWN BY KAWABATA	DATE '04/03/05	TITLE 55091-***72 TAPING PACKAGE -LEAD FREE-			
	10 OVER 30 UNDER	±0.25	CHECKED BY KTOJO	DATE '04/03/05				
	30 OVER	±0.3	APPROVED BY MSASAO	DATE '04/03/05	MOLEX INCORPORATED			
	ANGULAR	±3°	MATERIAL NO. SEE SHEET 2,3		DOCUMENT NO. SD-55091-007		SHEET NO. 1 OF 3	
	DRAFT WHERE APPLICABLE MUST REMAIN WITHIN DIMENSIONS		THIS DRAWING CONTAINS INFORMATION THAT IS PROPRIETARY TO MOLEX INCORPORATED AND SHOULD NOT BE USED WITHOUT WRITTEN PERMISSION					



REVISED EC NO: J2009-0365 DRWN: NABEI 2008/08/06 CHKD: THARYAMA 2008/08/07 APPR: NUKITA 2008/08/07	GENERAL TOLERANCES (UNLESS SPECIFIED)		DIMENSION STYLE MM ONLY		SCALE ---	DESIGN UNITS METRIC	THIRD ANGLE PROJECTION		
	10 UNDER	±0.2	DRAWN BY KAWABATA		DATE '04/03/05		TITLE 55091-**72 TAPING PACKAGE -LEAD FREE-		
	10 OVER 30 UNDER	±0.25	CHECKED BY KTOJO		DATE '04/03/05		MOLEX INCORPORATED		
	30 OVER	±0.3	APPROVED BY MSASAO		DATE '04/03/05		DOCUMENT NO. SD-55091-007		
ANGULAR ±3°		DRAFT WHERE APPLICABLE MUST REMAIN WITHIN DIMENSIONS		MATERIAL NO. SEE TABLE		SHEET NO. 2 OF 3		THIS DRAWING CONTAINS INFORMATION THAT IS PROPRIETARY TO MOLEX INCORPORATED AND SHOULD NOT BE USED WITHOUT WRITTEN PERMISSION	

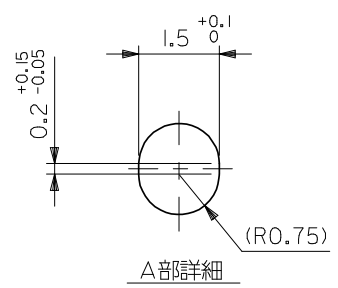


累積ピッチ : 40±0.2
ACCUMULATIVE PITCH : 40±0.2

55091-**74
MODEL NO.

72.4	68.4	72 ^{±0.3}	34.2	58.0	55091-1674	160	○
				51.6	55091-1474	140	○
				45.3	55091-1274	120	○
				(B)	(A)	MATERIAL NO.	極数 量産対応 NO. OF CKTS. AVAILABLE

断面 Y-Y
SECTION Y-Y



REVISED EC NO: J2009-0365 DRWN: NABEI CHKD: THARYAMA APPR: NUKITA	2008/08/06	2008/08/07	2008/08/07	DESCRIPTION GENERAL TOLERANCES (UNLESS SPECIFIED)
	10 UNDER		±0.2	
	10 OVER 30 UNDER		±0.25	
	30 OVER		±0.3	
	ANGULAR		±3°	
DRAFT WHERE APPLICABLE MUST REMAIN WITHIN DIMENSIONS				

DIMENSION STYLE MM ONLY		SCALE ---	DESIGN UNITS METRIC	THIRD ANGLE PROJECTION
DRAWN BY KAWABATA	DATE '04/03/05	TITLE 55091-**72 TAPING PACKAGE -LEAD FREE-		
CHECKED BY KTOJO	DATE '04/03/05	MOLEX INCORPORATED		
APPROVED BY MSASAO	DATE '04/03/05	MATERIAL NO.	DOCUMENT NO. SD-55091-007	SHEET NO. 3 OF 3
THIS DRAWING CONTAINS INFORMATION THAT IS PROPRIETARY TO MOLEX INCORPORATED AND SHOULD NOT BE USED WITHOUT WRITTEN PERMISSION				



Компания «ЭлектроПласт» предлагает заключение долгосрочных отношений при поставках импортных электронных компонентов на взаимовыгодных условиях!

Наши преимущества:

- Оперативные поставки широкого спектра электронных компонентов отечественного и импортного производства напрямую от производителей и с крупнейших мировых складов;
- Поставка более 17-ти миллионов наименований электронных компонентов;
- Поставка сложных, дефицитных, либо снятых с производства позиций;
- Оперативные сроки поставки под заказ (от 5 рабочих дней);
- Экспресс доставка в любую точку России;
- Техническая поддержка проекта, помощь в подборе аналогов, поставка прототипов;
- Система менеджмента качества сертифицирована по Международному стандарту ISO 9001;
- Лицензия ФСБ на осуществление работ с использованием сведений, составляющих государственную тайну;
- Поставка специализированных компонентов (Xilinx, Altera, Analog Devices, Intersil, Interpoint, Microsemi, Aeroflex, Peregrine, Syfer, Eurofarad, Texas Instrument, Miteq, Cobham, E2V, MA-COM, Hittite, Mini-Circuits, General Dynamics и др.);

Помимо этого, одним из направлений компании «ЭлектроПласт» является направление «Источники питания». Мы предлагаем Вам помощь Конструкторского отдела:

- Подбор оптимального решения, техническое обоснование при выборе компонента;
- Подбор аналогов;
- Консультации по применению компонента;
- Поставка образцов и прототипов;
- Техническая поддержка проекта;
- Защита от снятия компонента с производства.



Как с нами связаться

Телефон: 8 (812) 309 58 32 (многоканальный)

Факс: 8 (812) 320-02-42

Электронная почта: org@eplast1.ru

Адрес: 198099, г. Санкт-Петербург, ул. Калинина, дом 2, корпус 4, литера А.