



## Main

Range of product	Zelio Relay
Series name	Miniature
Product or component type	Plug-in relay
Device short name	RXM
Contacts type and composition	4 C/O
[Uc] control circuit voltage	120 V AC, 50/60 Hz
[Ithe] conventional enclosed thermal current	3 A at -40...131 °F (-40...55 °C)
Status LED	Without
Control type	Lockable test button
Utilisation coefficient	20 %

## Complementary

Shape of pin	Flat
[Ui] rated insulation voltage	250 V conforming to IEC 300 V conforming to UL 300 V conforming to CSA
[Uimp] rated impulse withstand voltage	2.5 kV 1.2/50 µs
Contacts material	Gold plated bifurcated silver
[Ie] rated operational current	2 A at 28 V DC (NO) conforming to IEC 2 A at 250 V AC (NO) conforming to IEC 1 A at 28 V DC (NC) conforming to IEC 1 A at 250 V AC (NC) conforming to IEC 3 A at 28 V DC conforming to UL 3 A at 277 V AC conforming to UL
Maximum switching voltage	250 V conforming to IEC
Load current	3 A at 250 V AC 3 A at 28 V DC
Maximum switching capacity	750 VA/84 W
Minimum switching capacity	15 mW at 3 mA, 5 V
Operating rate	<= 18000 cycles/hour no-load <= 1200 cycles/hour under load
Mechanical durability	10000000 cycles
Electrical durability	100000 cycles for resistive load depending on mounting position and working environment
Average coil consumption in VA	1.2 at 60 Hz
Average consumption	1.2 VA 60 Hz
Drop-out voltage threshold	>= 0.15 Uc
Operating time	20 ms
Reset time	20 ms
Average resistance	3630 Ohm at 20 °C +/- 15 %
Rated operational voltage limits	96...132 V AC
Protection category	RT I
Operating position	Any position
Product weight	0.08 lb(US) (0.037 kg)
Device presentation	Complete product

## Environment

dielectric strength	1300 V AC between contacts with micro disconnection insulation 2000 V AC between coil and contact with reinforced insulation
---------------------	---

product certifications	CE CSA GOST RoHS UL REACH Lloyd's
standards	EN/IEC 61810-1 UL 508 CSA C22.2 No 14
ambient air temperature for storage	-40...185 °F (-40...85 °C)
ambient air temperature for operation	-40...131 °F (-40...55 °C)
vibration resistance	3 gn (f = 10...150 Hz), amplitude +/- 1 mm (on 5 cycles in operation) 5 gn (f = 10...150 Hz), amplitude +/- 1 mm (on 5 cycles not operating)
IP degree of protection	IP40 conforming to EN/IEC 60529
shock resistance	10 gn in operation 30 gn not operating
pollution degree	2

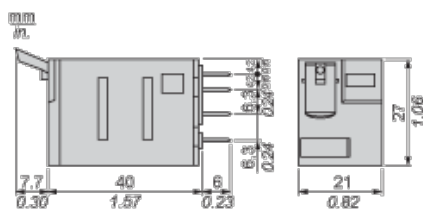
### Offer Sustainability

Green Premium product	Green Premium product
Compliant - since 0801 - Schneider Electric declaration of conformity	Compliant - since 0801 - Schneider Electric declaration of conformity
Reference not containing SVHC above the threshold	Reference not containing SVHC above the threshold
Available	Available
Need no specific recycling operations	Need no specific recycling operations
WARNING: This product can expose you to chemicals including:	WARNING: This product can expose you to chemicals including:
Nickel compounds, which is known to the State of California to cause cancer, and	Nickel compounds, which is known to the State of California to cause cancer, and
Di-isodecyl phthalate (DIDP), which is known to the State of California to cause birth defects or other reproductive harm.	Di-isodecyl phthalate (DIDP), which is known to the State of California to cause birth defects or other reproductive harm.
For more information go to <a href="http://www.p65warnings.ca.gov">www.p65warnings.ca.gov</a>	For more information go to <a href="http://www.p65warnings.ca.gov">www.p65warnings.ca.gov</a>

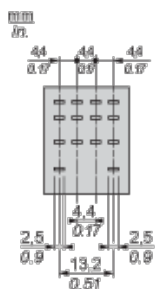
### Contractual warranty

Warranty period	18 months
-----------------	-----------

### Dimensions



Pin Side View



### Wiring Diagram



Symbols shown in blue correspond to Nema marking.

### Electrical Durability of Contacts

Durability (inductive load) = durability (resistive load) x reduction coefficient.

Resistive AC load



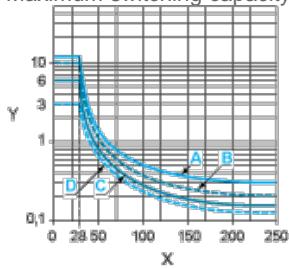
- X Switching capacity (kVA)
- Y Durability (Number of operating cycles)
- A RXM2AB...
- B RXM3AB...
- C RXM4AB...
- D RXM4GB...

Reduction coefficient for inductive AC load (depending on power factor  $\cos \phi$ )



- Y Reduction coefficient (A)

Maximum switching capacity on resistive DC load



- X Voltage DC
- Y Current DC
- A RXM2AB...
- B RXM3AB...
- C RXM4AB...
- D RXM4GB...

**Note :** These are typical curves, actual durability depends on load, environment, duty cycle, etc.



Компания «ЭлектроПласт» предлагает заключение долгосрочных отношений при поставках импортных электронных компонентов на взаимовыгодных условиях!

Наши преимущества:

- Оперативные поставки широкого спектра электронных компонентов отечественного и импортного производства напрямую от производителей и с крупнейших мировых складов;
- Поставка более 17-ти миллионов наименований электронных компонентов;
- Поставка сложных, дефицитных, либо снятых с производства позиций;
- Оперативные сроки поставки под заказ (от 5 рабочих дней);
- Экспресс доставка в любую точку России;
- Техническая поддержка проекта, помощь в подборе аналогов, поставка прототипов;
- Система менеджмента качества сертифицирована по Международному стандарту ISO 9001;
- Лицензия ФСБ на осуществление работ с использованием сведений, составляющих государственную тайну;
- Поставка специализированных компонентов (Xilinx, Altera, Analog Devices, Intersil, Interpoint, Microsemi, Aeroflex, Peregrine, Syfer, Eurofarad, Texas Instrument, Miteq, Cobham, E2V, MA-COM, Hittite, Mini-Circuits, General Dynamics и др.);

Помимо этого, одним из направлений компании «ЭлектроПласт» является направление «Источники питания». Мы предлагаем Вам помощь Конструкторского отдела:

- Подбор оптимального решения, техническое обоснование при выборе компонента;
- Подбор аналогов;
- Консультации по применению компонента;
- Поставка образцов и прототипов;
- Техническая поддержка проекта;
- Защита от снятия компонента с производства.



#### Как с нами связаться

**Телефон:** 8 (812) 309 58 32 (многоканальный)

**Факс:** 8 (812) 320-02-42

**Электронная почта:** [org@eplast1.ru](mailto:org@eplast1.ru)

**Адрес:** 198099, г. Санкт-Петербург, ул. Калинина, дом 2, корпус 4, литера А.