

MICRO SWITCH™ General Purpose Toggle Switches

TS Series

005427-3-EN

Issue 3

Datasheet



DESCRIPTION

MICRO SWITCH™ TS Series toggles may be used anywhere manual operation is desired. They are an entry-level solution for applications that do not require a sealed toggle switch. Special on-on-on circuitry can also be furnished. MICRO SWITCH™ TS Series switches feature broad circuitry and action availability considering 2- or 3-position options, momentary and maintained actions, and 1- and 2-pole circuitry. Switches are available with solder, screw, or quick-connect termination styles.

VALUE TO CUSTOMERS

- Low-cost toggle solution for applications without harsh environmental conditions or where third-party seal rating is not required
- Minimizes service costs while extending equipment life

FEATURES

- UL recognized, CSA certified, and CE certified
- 1- and 2-pole options
- 2- or 3-position; maintained and momentary action
- Electrical connections: screw, solder, quick connect (spade)
- Optional step-case design provides added space between terminals to prevent shorting

POTENTIAL APPLICATIONS

- Agricultural equipment
- Construction equipment
- Controllers
- Factory floor machinery

PORTFOLIO

The [TS Series](#) is part of the MICRO SWITCH™ family of toggle switches that include the [TL](#), [NT](#), [TW](#), [AT](#), and [ET](#) Series switches.

MICRO SWITCH™ General-Purpose Toggle Switches, TS Series

Table 1. Specifications



| Characteristic | Parameter |
|------------------------------------|--|
| Description | general-purpose toggle switch |
| Sealing | unsealed |
| Operating temperature | -54 °C to 71 °C [-65 °F to 160 °F] |
| Actuators | standard, lever |
| Action | 2- or 3- position; momentary and maintained |
| Mounting | bushing 15/32 in (0.47 in) Ø |
| Circuitry | SPDT, DPDT |
| Terminations | screw, solder, quick connect |
| Contacts | Silver tin oxide and indium oxide |
| Electrical rating (resistive load) | 0.4 A to 10 A @ 126 Vac to 277 Vac 0.4 A to 20 A @ 0.5 Vac to 125 Vac |
| Approvals | UL, CSA, CE |
| Measurement | 55,83 mm H x 28,58 mm W x 16,51 mm D [2.198 in H x 1.125 in W x 0.65 in D] |

Table 2. UL and CSA Electrical Ratings

| Rating Code | Electrical Rating |
|-------------|---|
| L311 | 10 A, 277 Vac; 20 A, 125 Vac; ¼ HP, 125 Vac / 250 Vac |
| L312 | 10 A, 277 Vac; 20 A, 125 Vac; ½ HP, 125 Vac / 250 Vac |



MICRO SWITCH™ General-Purpose Toggle Switches, TS Series

Table 3. MICRO SWITCH™ TS Series 2-Position Order Guide

| No. of poles | Circuits Made with Toggle at: | | | Catalog Listing | | |
|--|-------------------------------|-----------------|----------------|-----------------|------------------|-------------------------|
| | Keyway Position | Opposite Keyway | UL Rating Code | Screw Terminals | Solder Terminals | Quick-Connect Terminals |
|  1 | OFF | 2-3 ON | L311 | 11TS15-2 | 11TS115-2 | 11TS95-2 |
| | 2-1 ON | 2-3 ON | L311 | 11TS15-3 | 11TS115-3 | 11TS95-3 |
| | OFF* | 2-3 ON | L312 | 11TS15-4 | 11TS115-4 | 11TS95-4 |
| | 2-1 ON* | OFF | L312 | 11TS15-6 | 11TS115-6 | 11TS95-6 |
| | 2-1 ON* | 2-3 ON | L312 | 11TS15-8 | 11TS115-8 | - |
|  2 | OFF | 2-3 & 5-6 ON | L311 | 12TS15-2 | 12TS115-2 | 12TS95-2 |
| | 2-1 ON & 5-4 ON | 2-3 & 5-6 ON | L311 | 12TS15-3 | 12TS115-3 | 12TS95-3 |
| | OFF* | 2-3 & 5-6 ON | L312 | 12TS15-4 | - | - |
| | 2-1 ON & 5-4 ON* | OFF | L312 | 12TS15-6 | - | - |
| | 2-1 ON & 5-4 ON* | 2-3 & 5-6 ON | L312 | 12TS15-8 | 12TS115-8 | - |

* Marked toggle positions are momentary. All others are maintained.

Table 4. MICRO SWITCH™ TS Series 3-Position Order Guide

| No. of poles | Circuits Made with Toggle at: | | | UL Rating Code | Catalog Listing | | |
|--|-------------------------------|-----------------|-----------------|----------------|-----------------|------------------|-------------------------|
| | Keyway Position | Center Position | Opposite Keyway | | Screw Terminals | Solder Terminals | Quick-Connect Terminals |
|  1 | 2-1 ON | OFF | 2-3 ON | L311 | 11TS15-1 | 11TS115-1 | 11TS95-1 |
| | 2-1 ON* | OFF | 2-3 ON | L312 | 11TS15-5 | 11TS115-5 | 11TS95-5 |
| | 2-1 ON* | OFF | 2-3 ON* | L312 | 11TS15-7 | 11TS115-7 | 11TS95-7 |
|  2 | 2-1 & 5-4 ON | OFF | 2-3 & 5-6 ON | L311 | 12TS15-1 | 12TS115-1 | 12TS95-1 |
| | 2-1 & 5-4 ON* | OFF | 2-3 & 5-6 ON | L312 | 12TS15-5 | 12TS115-5 | 12TS95-5 |
| | 2-1 & 5-4 ON* | OFF | 2-3 & 5-6 ON* | L312 | 12TS15-7 | - | 12TS95-7 |
| | 2-1 & 5-4 ON | 2-1 & 5-6 ON | 2-3 & 5-6 ON | L312 | - | - | 12TS95-10 |

* Marked toggle positions are momentary. All others are maintained.

MICRO SWITCH™ General-Purpose Toggle Switches, TS Series

TS SERIES STANDARD ACTUATOR OPTIONS, TERMINALS, & DIMENSIONS

Note: Two and three-position switches shown.

Figure 1. Single pole, standard lever, screw terminals

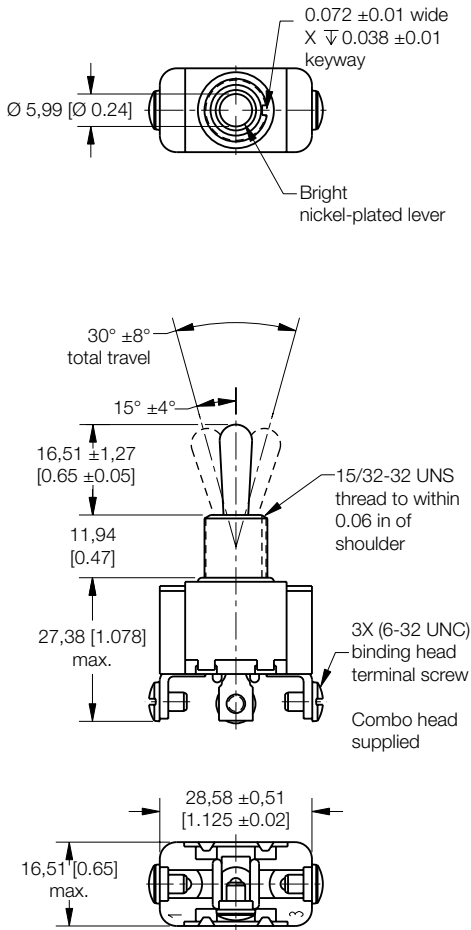


Figure 2. Single pole, standard lever, quick-connect terminals

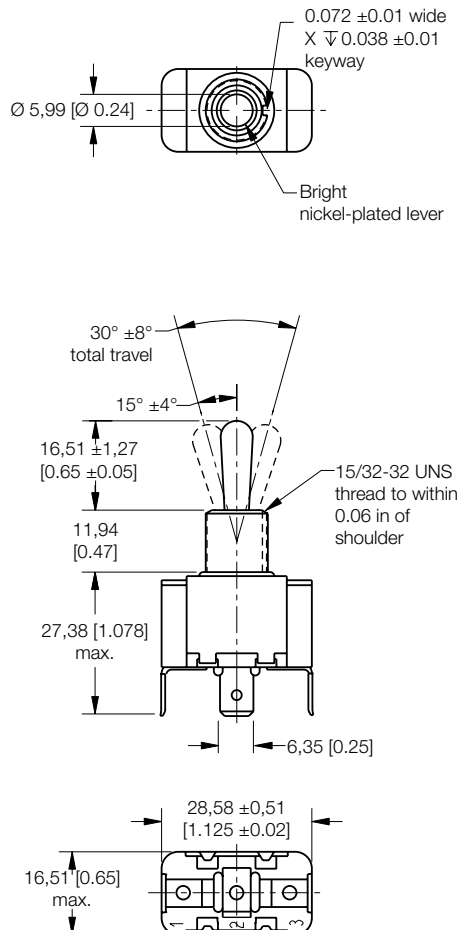


Figure 3. Single pole, standard lever, solder terminals



MICRO SWITCH™ General-Purpose Toggle Switches, TS Series

TS SERIES STANDARD ACTUATOR OPTIONS, TERMINALS, & DIMENSIONS

Note: Two and three-position switches shown.

Figure 4. Double pole, standard lever, screw terminals

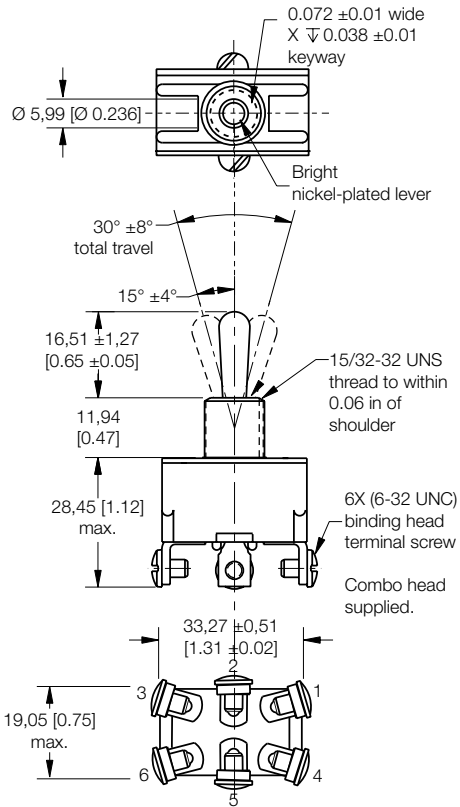


Figure 5. Double pole, standard lever, quick-connect terminals

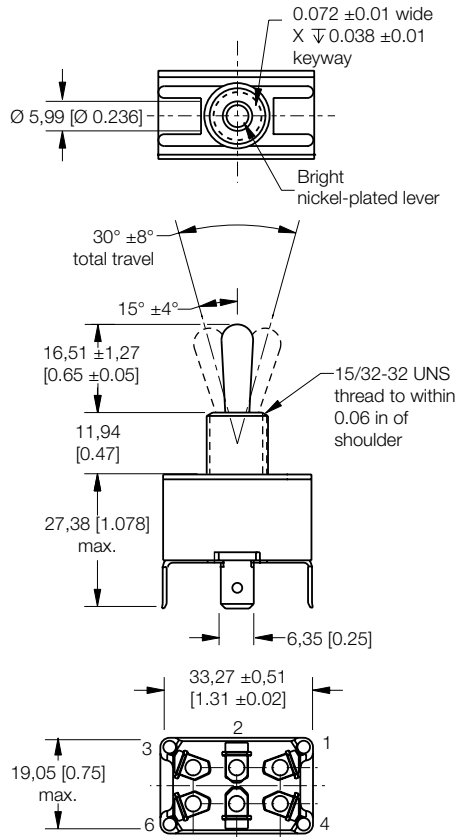


Figure 6. Double pole, standard lever, solder terminals

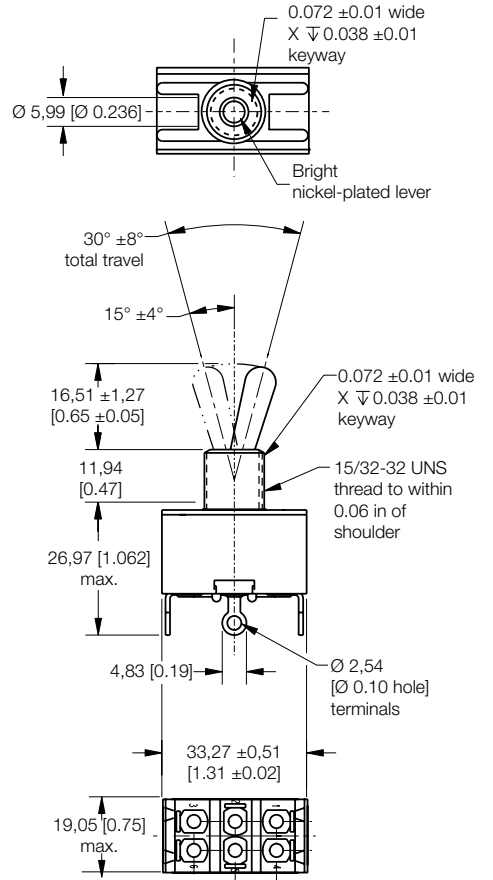
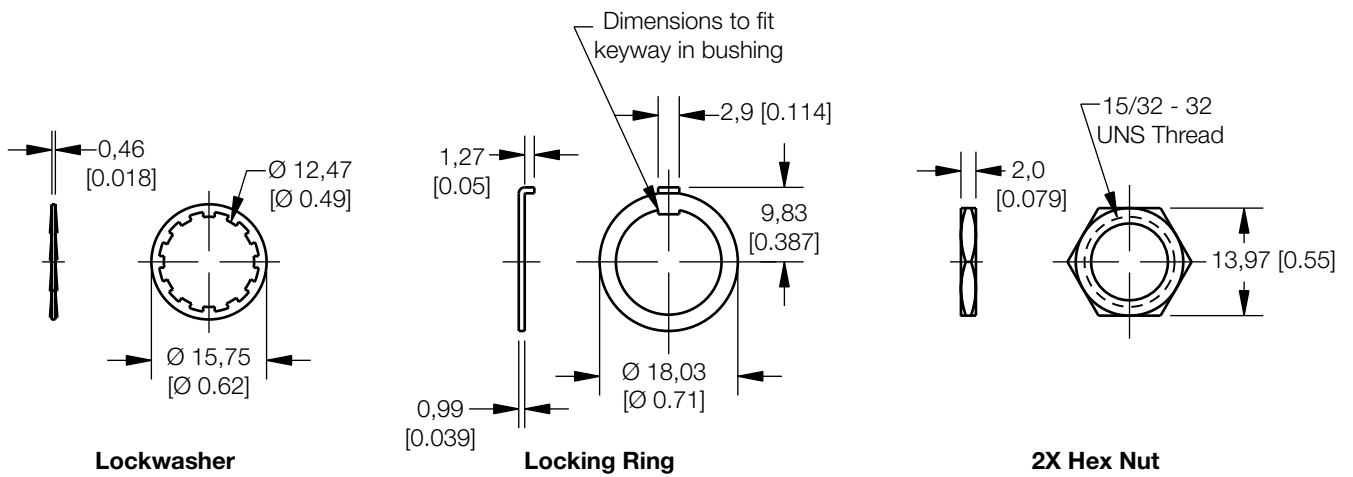


Figure 7. TS Series Hardware



ADDITIONAL MATERIALS

The following associated literature is available at sensing.honeywell.com:

- Product range guide
- Product application-specific information
 - Sensors and switches in front loaders
 - Sensors and switches in mobile cranes
 - Sensors and switches in oil rig applications

⚠ WARNING **PERSONAL INJURY**

DO NOT USE these products as safety or emergency stop devices or in any other application where failure of the product could result in personal injury.

Failure to comply with these instructions could result in death or serious injury.

⚠ WARNING **MISUSE OF DOCUMENTATION**

- The information presented in this product sheet is for reference only. Do not use this document as a product installation guide.
- Complete installation, operation, and maintenance information is provided in the instructions supplied with each product.

Failure to comply with these instructions could result in death or serious injury.

Find out more

Honeywell serves its customers through a worldwide network of sales offices, representatives and distributors. For application assistance, current specifications, pricing or name of the nearest Authorized Distributor, contact your local sales office.

To learn more about Honeywell's sensing and switching products, call **+1-815-235-6847** or **1-800-537-6945**, visit **sensing.honeywell.com**, or e-mail inquiries to **info.sc@honeywell.com**

Sensing and Productivity Solutions
Honeywell
1985 Douglas Drive North
Golden Valley, MN 55422
honeywell.com

Warranty/Remedy

Honeywell warrants goods of its manufacture as being free of defective materials and faulty workmanship. Honeywell's standard product warranty applies unless agreed to otherwise by Honeywell in writing; please refer to your order acknowledgement or consult your local sales office for specific warranty details. If warranted goods are returned to Honeywell during the period of coverage, Honeywell will repair or replace, at its option, without charge those items it finds defective. **The foregoing is buyer's sole remedy and is in lieu of all other warranties, expressed or implied, including those of merchantability and fitness for a particular purpose. In no event shall Honeywell be liable for consequential, special, or indirect damages.**

While we provide application assistance personally, through our literature and the Honeywell web site, it is up to the customer to determine the suitability of the product in the application.

Specifications may change without notice. The information we supply is believed to be accurate and reliable as of this printing. However, we assume no responsibility for its use.

Honeywell



Компания «ЭлектроПласт» предлагает заключение долгосрочных отношений при поставках импортных электронных компонентов на взаимовыгодных условиях!

Наши преимущества:

- Оперативные поставки широкого спектра электронных компонентов отечественного и импортного производства напрямую от производителей и с крупнейших мировых складов;
- Поставка более 17-ти миллионов наименований электронных компонентов;
- Поставка сложных, дефицитных, либо снятых с производства позиций;
- Оперативные сроки поставки под заказ (от 5 рабочих дней);
- Экспресс доставка в любую точку России;
- Техническая поддержка проекта, помощь в подборе аналогов, поставка прототипов;
- Система менеджмента качества сертифицирована по Международному стандарту ISO 9001;
- Лицензия ФСБ на осуществление работ с использованием сведений, составляющих государственную тайну;
- Поставка специализированных компонентов (Xilinx, Altera, Analog Devices, Intersil, Interpoint, Microsemi, Aeroflex, Peregrine, Syfer, Eurofarad, Texas Instrument, Miteq, Cobham, E2V, MA-COM, Hittite, Mini-Circuits, General Dynamics и др.);

Помимо этого, одним из направлений компании «ЭлектроПласт» является направление «Источники питания». Мы предлагаем Вам помощь Конструкторского отдела:

- Подбор оптимального решения, техническое обоснование при выборе компонента;
- Подбор аналогов;
- Консультации по применению компонента;
- Поставка образцов и прототипов;
- Техническая поддержка проекта;
- Защита от снятия компонента с производства.



Как с нами связаться

Телефон: 8 (812) 309 58 32 (многоканальный)

Факс: 8 (812) 320-02-42

Электронная почта: org@eplast1.ru

Адрес: 198099, г. Санкт-Петербург, ул. Калинина, дом 2, корпус 4, литера А.