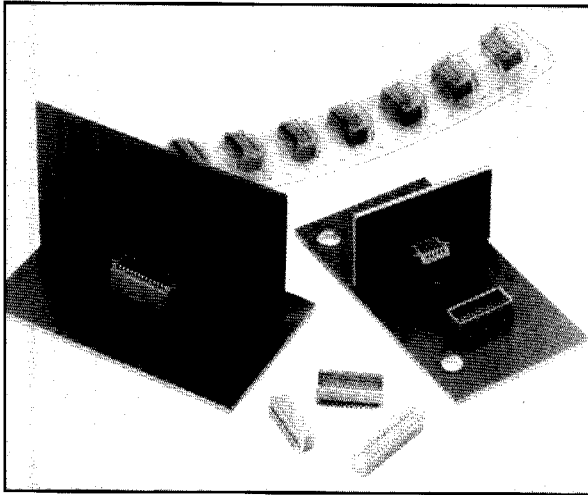


IL-WX SERIES CONNECTORS

0.8mm (.031") Contact Spacing, PCB-to-PCB SMT Connectors



FEATURES

- Low profile, high-density contact arrangement
- Vertical and parallel connection of boards
- High heat resistant glass-filled PPS insulator
- Polarization boss/hold-downs
- Embossed tape: Available in embossed tape for automatic SMT mounting. Please consult JAE for further information



IL-WX Series connectors are designed for board-to-board applications. Designed with extremely small spacing, centers are on 0.8mm (.031") with double row contact arrangement. The connector features SMT contact configuration for automatic mounting. It is intended for use in portable appliances where size reduction is important. Applications include video cameras and OA equipment.

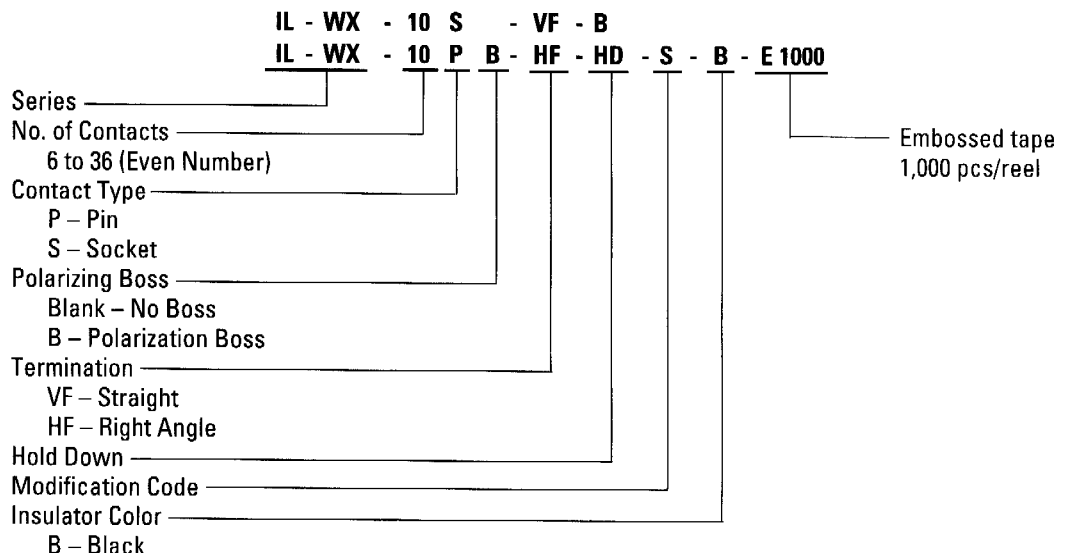
GENERAL SPECIFICATIONS

Number of Contacts	6 to 36 (even numbers only)
Contact Spacing	0.8mm (.031"), double row
Current Rating	0.5 Amps.
Dielectric Withstanding Voltage	500 VAC r.m.s. (for one minute)
Insulation Resistance	100 megohms min.
Contact Resistance	25 milliohms max.
Operating Temperature Range	-40°C to +85°C

MATERIALS AND FINISHES

Description	Materials/Finishes
Insulator	Glass-filled PPS (UL94V-0, Black)
Pin Contact	Copper alloy/Tin Plating
Socket Contact	Phosphor Bronze/Tin Plating
Hold-down	Phosphor Bronze/Tin Plating

ORDERING INFORMATION



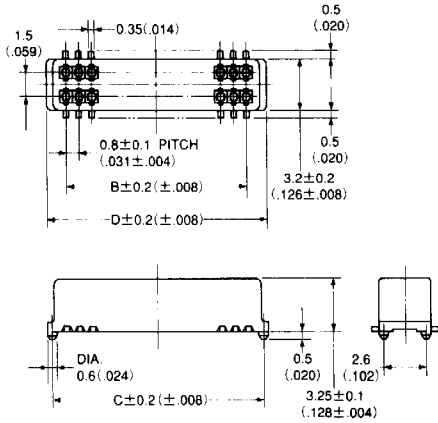
Dimensions and specifications subject to change without notice.



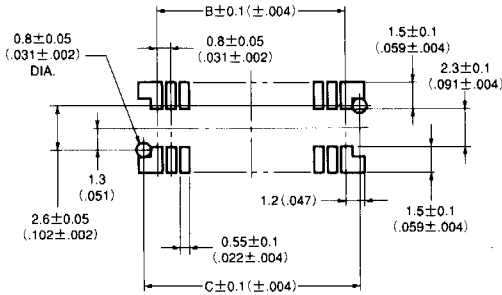
IL-WX SERIES CONNECTORS

0.8mm (.031") Contact Spacing, PCB-to-PCB SMT Connectors

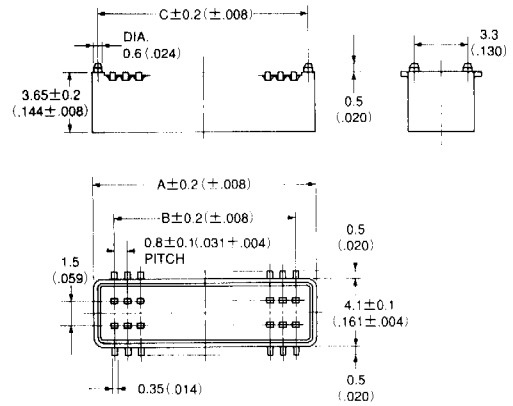
SOCKET



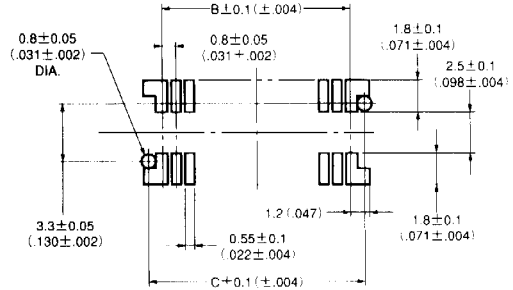
PCB Layout (Ref.)



STRAIGHT PIN HEADER



PCB Layout (Ref.)



No. of Contacts	Part Number		A	B	C	D
	Socket	Straight Pin Header				
6	IL-WX- 6S*-VF-B	IL-WX- 6PB-VF-B	4.2 (.165)	1.6 (.063)	3.4 (.134)	4.0 (.157)
8	IL-WX- 8S*-VF-B	IL-WX- 8PB-VF-B	5.0 (.197)	2.4 (.094)	4.2 (.165)	4.8 (.189)
10	IL-WX- 10S*-VF-B	† IL-WX- 10PB-VF-B	5.8 (.228)	3.2 (.126)	5.0 (.197)	5.6 (.220)
12	IL-WX- 12S*-VF-B	IL-WX- 12PB-VF-B	6.6 (.260)	4.0 (.157)	5.8 (.228)	6.4 (.252)
14	IL-WX- 14S*-VF-B	IL-WX- 14PB-VF-B	7.4 (.291)	4.8 (.189)	6.6 (.260)	7.2 (.283)
16	IL-WX- 16S*-VF-B	IL-WX- 16PB-VF-B	8.2 (.323)	5.6 (.220)	7.4 (.291)	8.0 (.315)
18	IL-WX- 18S*-VF-B	IL-WX- 18PB-VF-B	9.0 (.354)	6.4 (.252)	8.2 (.323)	8.8 (.346)
20	IL-WX- 20S*-VF-B	† IL-WX- 20PB-VF-B	9.8 (.386)	7.2 (.283)	9.0 (.354)	9.6 (.378)
22	IL-WX- 22S*-VF-B	IL-WX- 22PB-VF-B	10.6 (.417)	8.0 (.315)	9.8 (.386)	10.4 (.409)
24	IL-WX- 24S*-VF-B	IL-WX- 24PB-VF-B	11.4 (.449)	8.8 (.346)	10.6 (.417)	11.2 (.441)
26	† IL-WX- 26S*-VF-B	† IL-WX- 26PB-VF-B	12.2 (.480)	9.6 (.378)	11.4 (.449)	12.0 (.472)
28	† IL-WX- 28S*-VF-B	† IL-WX- 28PB-VF-B	13.0 (.512)	10.4 (.409)	12.2 (.480)	12.8 (.504)
30	IL-WX- 30S*-VF-B	IL-WX- 30PB-VF-B	13.8 (.543)	11.2 (.441)	13.0 (.512)	13.6 (.535)
32	† IL-WX- 32S*-VF-B	IL-WX- 32PB-VF-B	14.6 (.575)	12.0 (.472)	13.8 (.543)	14.4 (.567)
34	IL-WX- 34S*-VF-B	IL-WX- 34PB-VF-B	15.4 (.606)	12.8 (.504)	14.6 (.575)	15.2 (.598)
36	IL-WX- 36S*-VF-B	IL-WX- 36PB-VF-B	16.2 (.638)	13.6 (.535)	15.4 (.606)	16.0 (.630)

Note 1: * Add the polarization boss code. B—With boss, Blank—No boss

Note 2: Supplied in embossed-tape (Connector 1,000pcs./one reel). Add "-E1000" at the end of Part Number for an order entry.

Example - IL-WX-10PB-VF-B-E1000 †: Please consult JAE for emboss-tape availability.

Dimensions in mm (inches).

Hong Kong	Japan	Korea	Philippines	Singapore	Taiwan	Europe	United States
Tel: 2723-7782	03-3780-2715	2-551-8959	46-433-0276	748-1332	02-555-9711	1276-21717	949-753-2600
Fax: 2723-9028	03-3780-2883	2-551-8958	46-433-0287	748-2920	02-556-5424	1276-66165	949-753-2699



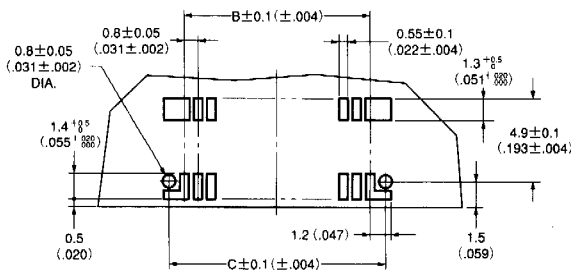
IL-WX SERIES CONNECTORS

0.8mm (.031") Contact Spacing, PCB-to-PCB SMT Connectors

RIGHT ANGLE PIN HEADER



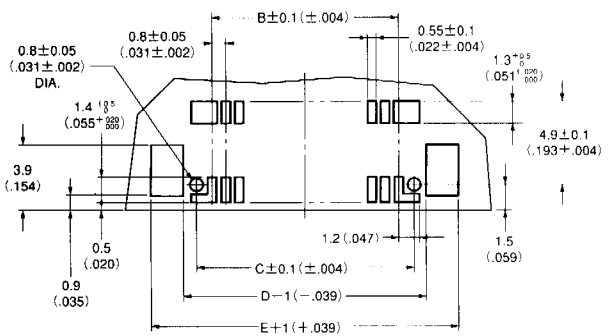
PCB Layout (Ref.)



With Hold-Downs Type



PCB Layout (Ref.)



No. of Contacts	Part Number		A	B	C	D	E
	Without Hold-Down	With Hold-Down					
6	IL-WX- 6P*-HF-B	IL-WX- 6P*-HF-HD-S-B	4.2 (.165)	1.6 (.063)	3.4 (.134)	5.7 (.224)	7.8 (.307)
8	IL-WX- 8P*-HF-B	IL-WX- 8P*-HF-HD-S-B	5.0 (.197)	2.4 (.094)	4.2 (.165)	6.5 (.256)	8.6 (.339)
10	IL-WX- 10P*-HF-B	IL-WX-10P*-HF-HD-S-B	5.8 (.228)	3.2 (.126)	5.0 (.197)	7.3 (.287)	9.4 (.370)
12	† IL-WX- 12P*-HF-B	IL-WX-12P*-HF-HD-S-B	6.6 (.260)	4.0 (.157)	5.8 (.228)	8.1 (.319)	10.2 (.402)
14	IL-WX- 14P*-HF-B	IL-WX-14P*-HF-HD-S-B	7.4 (.291)	4.8 (.189)	6.6 (.260)	8.9 (.350)	11.0 (.433)
16	IL-WX- 16P*-HF-B	† IL-WX-16P*-HF-HD-S-B	8.2 (.323)	5.6 (.220)	7.4 (.291)	9.7 (.382)	11.8 (.465)
18	IL-WX- 18P*-HF-B	† IL-WX-18P*-HF-HD-S-B	9.0 (.354)	6.4 (.252)	8.2 (.323)	10.5 (.413)	12.6 (.496)
20	IL-WX- 20P*-HF-B	IL-WX-20P*-HF-HD-S-B	9.8 (.386)	7.2 (.283)	9.0 (.354)	11.3 (.445)	13.4 (.528)
22	IL-WX- 22P*-HF-B	IL-WX-22P*-HF-HD-S-B	10.6 (.417)	8.0 (.315)	9.8 (.386)	12.1 (.476)	14.2 (.559)
24	IL-WX- 24P*-HF-B	IL-WX-24P*-HF-HD-S-B	11.4 (.449)	8.8 (.346)	10.6 (.417)	12.9 (.508)	15.0 (.591)
26	† IL-WX- 26P*-HF-B	† IL-WX-26P*-HF-HD-S-B	12.2 (.480)	9.6 (.378)	11.4 (.449)	13.7 (.539)	15.8 (.622)
28	† IL-WX- 28P*-HF-B	† IL-WX-28P*-HF-HD-S-B	13.0 (.512)	10.4 (.409)	12.2 (.480)	14.5 (.571)	16.6 (.654)
30	† IL-WX- 30P*-HF-B	IL-WX-30P*-HF-HD-S-B	13.8 (.543)	11.2 (.441)	13.0 (.512)	15.3 (.602)	17.4 (.685)
32	† IL-WX- 32P*-HF-B	† IL-WX-32P*-HF-HD-S-B	14.6 (.575)	12.0 (.472)	13.8 (.543)	16.1 (.634)	18.2 (.717)
34	IL-WX- 34P*-HF-B	IL-WX-34P*-HF-HD-S-B	15.4 (.606)	12.8 (.504)	14.6 (.575)	16.9 (.665)	19.0 (.748)
36	IL-WX- 36P*-HF-B	† IL-WX-36P*-HF-HD-S-B	16.2 (.638)	13.6 (.535)	15.4 (.606)	17.7 (.697)	19.8 (.780)

Note 1: * Add the polarizing boss code. B—With boss, Blank—No boss

Note 2: Supplied in embossed-tape (Connector 1,000pcs./one reel). Add "-E1000" at the end of Part Number for an order entry.

Example - IL-WX-10PB-HF-B-E1000 †: Please consult JAE for emboss-tape availability.

Dimensions in mm (inches).



Hong Kong
Tel: 2723-7782
Fax: 2723-9028

Japan
03-3780-2715
03-3780-2883

Korea
2-551-8959
2-551-8958

Philippines
46-433-0276
46-433-0287

Singapore
748-1332
748-2920

Taiwan
02-555-9711
02-556-5424

Europe
1276-21717
1276-66165

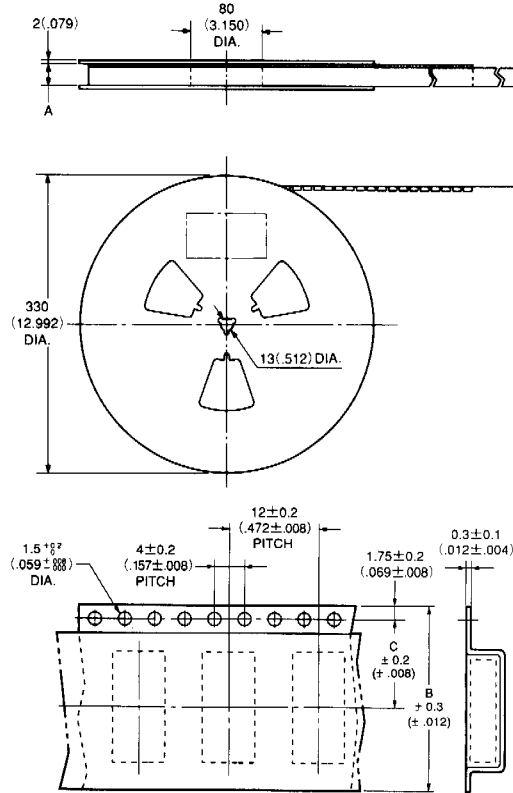
United States
949-753-2600
949-753-2699

IL-WX SERIES CONNECTORS

0.8mm (.031") Contact Spacing, PCB-to-PCB SMT Connectors

EMBOSSED TAPE (REF.)

Please consult JAE for embossed tape specification.



Part Number (1,000 pcs./reel)	No. of Contacts	A	B	C
IL-WX-*S*-VF-B-E1000	6 to 20	18	16	7.5
IL-WX-*P*-VF-B-E1000		(.709)	(.630)	(.295)
IL-WX-*P*-HF-B-E1000		26	24	11.5
	22 to 36	(1.042)	(.945)	(.453)
IL-WX-*P*-HF-HD-S-B-E1000	6 to 12	18	16	7.5
	14 to 32	(.709)	(.630)	(.295)
		26	24	11.5
	34, 36 (Note)	(1.042)	(.945)	(.453)
		34	32	14.2
		(1.339)	(1.260)	(.559)

Note: Pilot holes are provided on both sides. Please consult JAE.

Dimensions in mm (inches).



Компания «ЭлектроПласт» предлагает заключение долгосрочных отношений при поставках импортных электронных компонентов на взаимовыгодных условиях!

Наши преимущества:

- Оперативные поставки широкого спектра электронных компонентов отечественного и импортного производства напрямую от производителей и с крупнейших мировых складов;
- Поставка более 17-ти миллионов наименований электронных компонентов;
- Поставка сложных, дефицитных, либо снятых с производства позиций;
- Оперативные сроки поставки под заказ (от 5 рабочих дней);
- Экспресс доставка в любую точку России;
- Техническая поддержка проекта, помощь в подборе аналогов, поставка прототипов;
- Система менеджмента качества сертифицирована по Международному стандарту ISO 9001;
- Лицензия ФСБ на осуществление работ с использованием сведений, составляющих государственную тайну;
- Поставка специализированных компонентов (Xilinx, Altera, Analog Devices, Intersil, Interpoint, Microsemi, Aeroflex, Peregrine, Syfer, Eurofarad, Texas Instrument, Miteq, Cobham, E2V, MA-COM, Hittite, Mini-Circuits, General Dynamics и др.);

Помимо этого, одним из направлений компании «ЭлектроПласт» является направление «Источники питания». Мы предлагаем Вам помощь Конструкторского отдела:

- Подбор оптимального решения, техническое обоснование при выборе компонента;
- Подбор аналогов;
- Консультации по применению компонента;
- Поставка образцов и прототипов;
- Техническая поддержка проекта;
- Защита от снятия компонента с производства.



Как с нами связаться

Телефон: 8 (812) 309 58 32 (многоканальный)

Факс: 8 (812) 320-02-42

Электронная почта: org@eplast1.ru

Адрес: 198099, г. Санкт-Петербург, ул. Калинина, дом 2, корпус 4, литера А.