



Smart Technology. Delivered.


CFSA69383P/CFSA69383P1

698-960 MHz/1350-1550 MHz/1690-3800 MHz

Ultra Low Profile/Low PIM Ceiling Mount Antenna



(Tile Mount) Patent Pending CFSA69383P



(Hard Ceiling Mount) Patent Pending CFSA69383P1

MULTI-BAND LOW PIM CEILING MOUNTED OMNIDIRECTIONAL ANTENNA

The CFSA69383P/CFSA69383P1 is a Low PIM indoor wideband omnidirectional low profile ceiling mount antenna. It is designed to provide pattern coverage that is optimized for indoor coverage requirements at 698-960 MHz, and 1690-3800 MHz for the GSM, DCS, UMTS, AWS-3 and LTE/WiMAX frequency bands. The CFSA69383P/CFSA69383P1 is applicable for environments where aesthetics and wide angle coverage are necessary for successful wireless deployment. The surprisingly small size and extreme low profile enables maximum mounting flexibility while maintaining desired in-building aesthetics.

FEATURES

- Ultra Low profile aesthetically neutral housing
- Mounts directly and easily to ceiling tile
- Performance optimized using Laird proprietary optimization tools
- Supports AWS-3 Frequency Band

APPLICATIONS

- Small cells
- Meeting rooms
- Offices
- Hotels
- Museums
- iDAS
- Libraries
- Retail malls
- Bus terminals and train stations
- Other in-building areas

PARAMETER	SPECIFICATIONS											
Model	CFSA69383P/CFSA69383P1											
Frequency Bands, MHz	698-806	824-894	880-960	1350-1550	1690-1880	1850-1990	1910-2180	2300-2500	2500-2700	3300-3800	3800-4000	
Peak Gain, dBi (Typ)	3.2	2.6	3.4	4.2	4.0	4.4	4.2	4.3	5.4	2.4	3.0	
Peak Gain, dBi (Max)	3.5	3.1	4.1	5.6	4.3	4.7	4.7	5.1	5.8	3.0	3.2	
VSWR, Typ	<1.2:1	<1.2:1	<1.2:1	<1.6:1	<1.3:1	<1.3:1	<1.3:1	<1.2:1	<1.2:1	<1.6:1	<1.7:1	
VSWR, Max	<1.5:1	<1.5:1	<1.5:1	<2.0:1	<1.5:1	<1.5:1	<1.5:1	<1.5:1	<1.5:1	<1.8:1	<2.0:1	
PIM, 3rd Order, 2x20 W (Typ)	<-159 dBc (LTE Low Band)				<-157 dBc (LTE High Band)			<-160 dBc				
PIM, 3rd Order, 2x20 W (Max)	<-150 dBc				<-150 dBc			<-150 dBc				
Nominal Impedance	50Ω											
Polarization	Linear Horizontal											
Azimuth 3 dB Beamwidth	360°											
Max Power (Ambient 25°C)	50 Watts											
Antenna Dimension (H x Dia)	7.6 x 180 mm (0.3" x 7.1")											
Weight	0.23 kg (0.5 lbs)											
Antenna Color	White											
Radome	PC, UL94-V0											
Operating Temperature	-30°C to +70°C (-22°F to +158°F)											
Storage Temperature	-40°C to +85°C (-40°F to +185°F)											
Material Substance Compliance	RoHS											

CONFIGURATION

PART NUMBER	CABLE LENGTH	CONNECTOR	MOUNTING	PACKAGING
CFSA69383P-30NF	30 cm (12")	Type N- female	Ceiling Tile	Unit
CFSA69383P-30D43F	30 cm (12")	4.3-10 female	Ceiling Tile	Unit
CFSA69383P-B30NF	30 cm (12")	Type N- female	Ceiling Tile	Bulk
CFSA69383P-B30D43F	30 cm (12")	4.3-10 female	Ceiling Tile	Bulk
CFSA69383P1-30NF	30 cm (12")	Type N- female	Hard Ceiling	Unit
CFSA69383P1-30D43F	30 cm (12")	4.3-10 female	Hard Ceiling	Unit
CFSA69383P1-B30NF	30 cm (12")	Type N- female	Hard Ceiling	Bulk
CFSA69383P1-B30D43F	30 cm (12")	4.3-10 female	Hard Ceiling	Bulk

Americas: +1.847.839.6925
IAS-AmericasSales@lairdtech.com

Europe: +44.1628.858941
IAS-EUSales@lairdtech.com

Asia:
IAS-AsiaSales@lairdtech.com

Middle East and Africa: +44.1628.858941
IAS-MEASales@lairdtech.com
www.lairdtech.com

Laird warrants to the original end user customer of its products that its products are free from defects in material and workmanship. Subject to conditions and limitations Laird will, at its option, either repair or replace any part of its products that prove defective by reason of improper workmanship or materials. This limited warranty is in force for the useful lifetime of the original end product into which the Laird product is installed. Useful lifetime of the original end product may vary but is not to exceed five (5) years from the original date of the end product purchase.





Smart Technology. Delivered.

CFSA69383P/CFSA69383P1

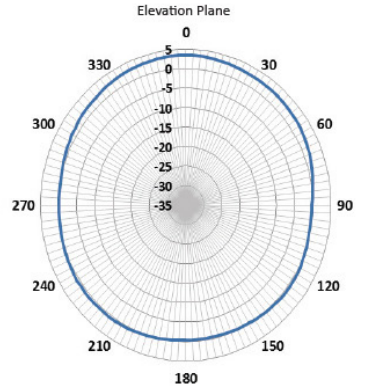
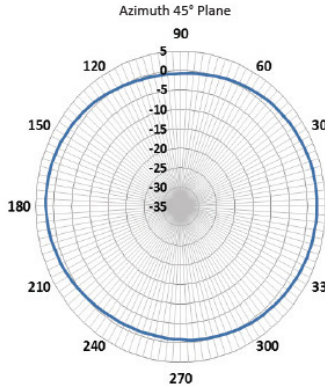
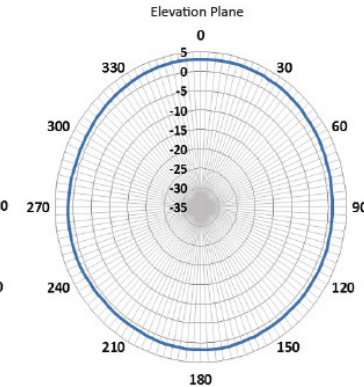
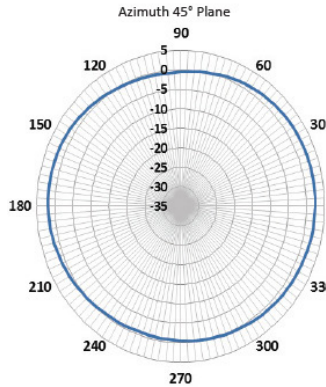
698-960 MHz/1350-1550 MHz/1690-3800 MHz
Ultra Low Profile/Low PIM
Ceiling Mount Antenna

RADIATION PATTERNS

— CFSA69383P

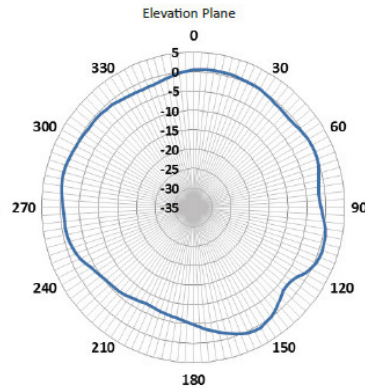
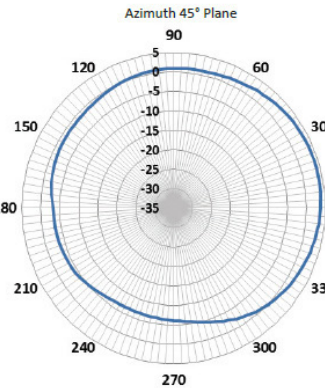
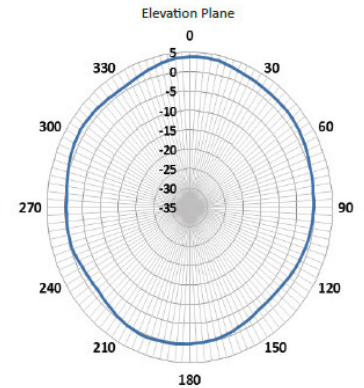
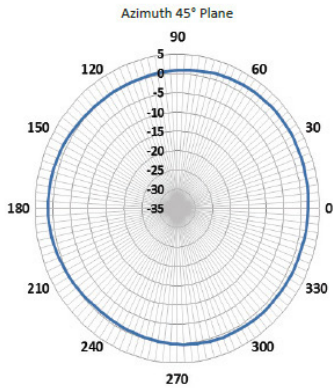
698 MHz

806 MHz



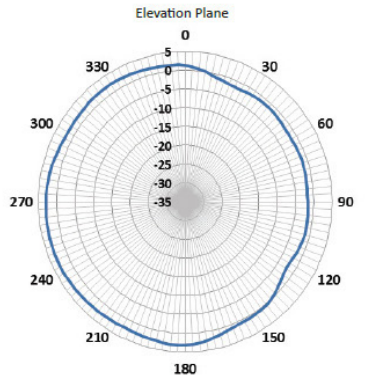
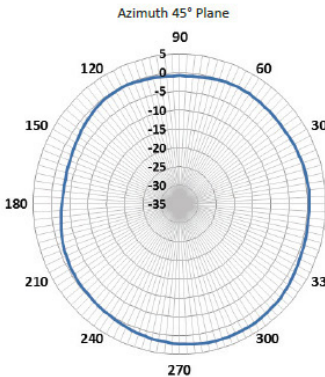
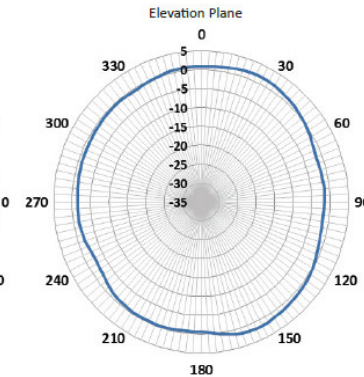
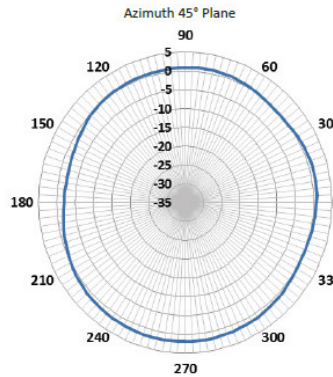
906 MHz

1350 MHz



1550 MHz

1690 MHz





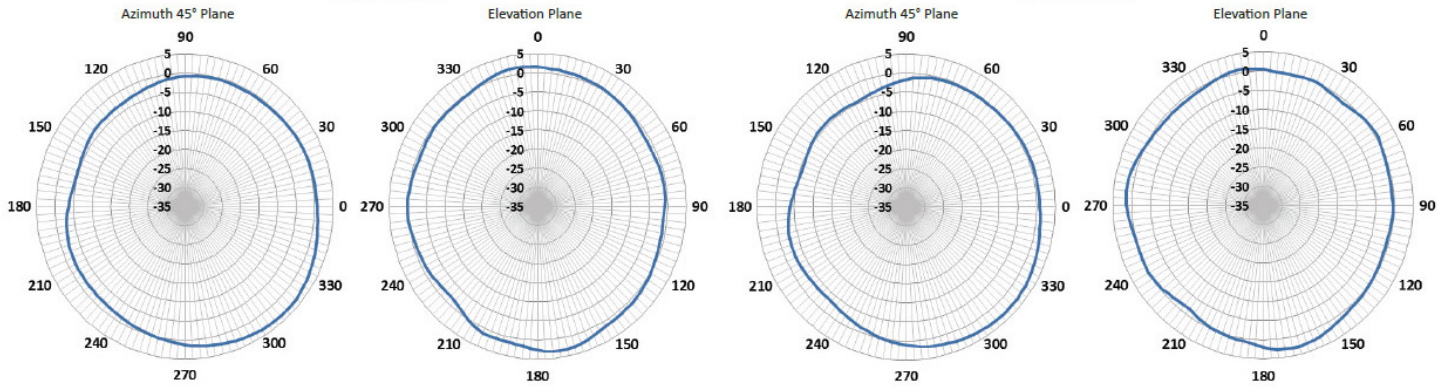
Smart Technology. Delivered.

CFSA69383P/CFSA69383P1

698-960 MHz/1350-1550 MHz/1690-3800 MHz
Ultra Low Profile/Low PIM
Ceiling Mount Antenna

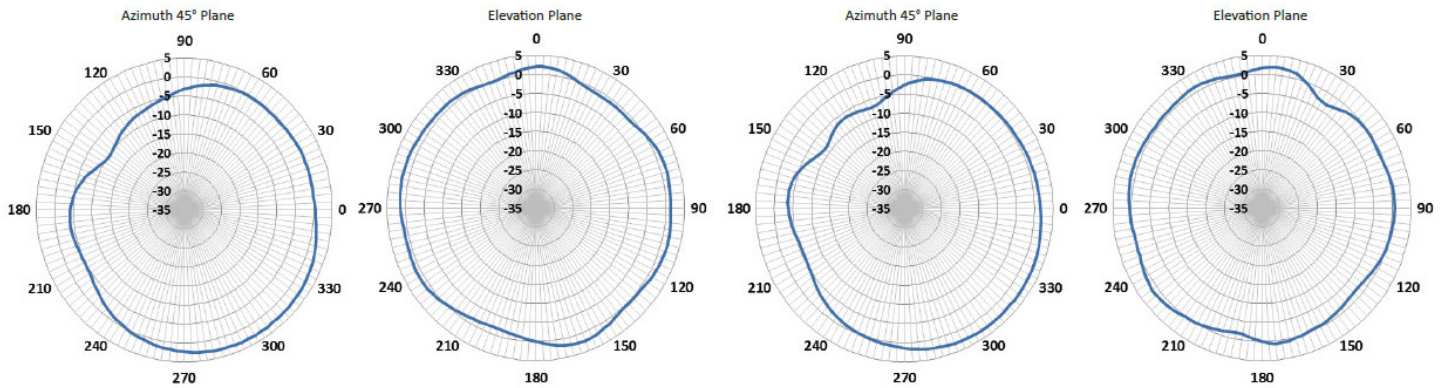
RADIATION PATTERNS

— CFSA69383P

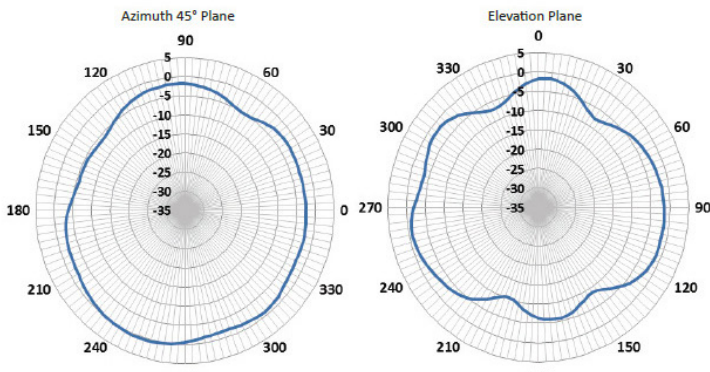


2170 MHz

2310 MHz



3500 MHz



ANT-DS-CFSA69383P(1) 1117

Any information furnished by Laird Inc. and its agents is believed to be accurate and reliable. All specifications are subject to change without notice. Responsibility for the use and application of Laird materials rests with the end user, since Laird and its agents cannot be aware of all potential uses. Laird makes no warranties as to the fitness, merchantability or suitability of any Laird materials or products for any specific or general uses. Laird shall not be liable for incidental or consequential damages of any kind. All Laird products are sold pursuant to the Laird Terms and Conditions of sale in effect from time to time, a copy of which will be furnished upon request. © Copyright 2017 Laird Inc. All Rights Reserved. Laird, Laird Technologies, the Laird Logo, and other marks are trade marks or registered trade marks of Laird Inc. or an affiliate company thereof. Other product or service names may be the property of third parties. Nothing herein provides a license under any Laird or any third party intellectual property rights.



Компания «ЭлектроПласт» предлагает заключение долгосрочных отношений при поставках импортных электронных компонентов на взаимовыгодных условиях!

Наши преимущества:

- Оперативные поставки широкого спектра электронных компонентов отечественного и импортного производства напрямую от производителей и с крупнейших мировых складов;
- Поставка более 17-ти миллионов наименований электронных компонентов;
- Поставка сложных, дефицитных, либо снятых с производства позиций;
- Оперативные сроки поставки под заказ (от 5 рабочих дней);
- Экспресс доставка в любую точку России;
- Техническая поддержка проекта, помощь в подборе аналогов, поставка прототипов;
- Система менеджмента качества сертифицирована по Международному стандарту ISO 9001;
- Лицензия ФСБ на осуществление работ с использованием сведений, составляющих государственную тайну;
- Поставка специализированных компонентов (Xilinx, Altera, Analog Devices, Intersil, Interpoint, Microsemi, Aeroflex, Peregrine, Syfer, Eurofarad, Texas Instrument, Miteq, Cobham, E2V, MA-COM, Hittite, Mini-Circuits, General Dynamics и др.);

Помимо этого, одним из направлений компании «ЭлектроПласт» является направление «Источники питания». Мы предлагаем Вам помощь Конструкторского отдела:

- Подбор оптимального решения, техническое обоснование при выборе компонента;
- Подбор аналогов;
- Консультации по применению компонента;
- Поставка образцов и прототипов;
- Техническая поддержка проекта;
- Защита от снятия компонента с производства.



Как с нами связаться

Телефон: 8 (812) 309 58 32 (многоканальный)

Факс: 8 (812) 320-02-42

Электронная почта: org@eplast1.ru

Адрес: 198099, г. Санкт-Петербург, ул. Калинина, дом 2, корпус 4, литера А.