

ATCR250-48D12-03J

Total Power: 250 Watts
Input Voltage: -48 VDC
Output: 12 V Intermediate Bus
3.3 V Management Bus



Special Features

- Optimized footprint for high density ATCA applications
- Accepts inputs from -48 V and B Feeds
- CISPR Class A EMI
- Adjustable Hold Up Voltage from 50 to 80 VDC
- I²C serial bus interface for monitoring and reporting
- Programmable alarm thresholds via I²C bus
- Hardware alarms via opto-isolators for loss of A or B Feeds
- Comprehensive protection circuitry - current, voltage and temperature
- EU directive 2002/95/EC compliant for RoHS

Safety

- UL, cUL 60950-1
- TUV EN60950-1

Electrical Specifications

Input

Input range:	-36 V to -72 VDC
Transient:	-100 VDC (< 1 ms)
External Input Capacitance:	82uF max
Inrush Current:	11 A typ
Inrush Duration:	< 2ms
Undervoltage Lockout:	-36 < V _{IN}
Overvoltage Lockout:	-77.5 ≤ V _{IN} < 72 VDC
Efficiency:	89% @ 250W

Output

	12 V Intermediate Bus	3.3 V Management Bus
Nominal Setpoint:	12.2 V	3.32V
Total Regulation Band ¹ :	11.4 - 12.6 V	3.20 - 3.40 V
Output Current:	0 - 20.83 A	0 - 4.5 A
Current Limit:	118% lo, max (typ)	130% lo, max (typ)
Short Circuit:	Shutdown/Autorecovery	
Ripple and Noise ² :	50 mVp-p	40 mVp-p
Overvoltage:	V _o > 13.4 VDC	V _o > 3.6 VDC (typ)
Undervoltage:	NA	V _o < 3.0 VDC (typ)
External Output Capacitance:	1000 uF min	100 uF min

Control/Monitoring

ON/OFF+ and ON/OFF-:	Remote activation of Module. See ATCR250 Application Note
I ² C Serial Bus Interface:	For digital monitoring (Vout, Vin, Temp, lin) referenced to secondary side

Isolation Characteristic

Input to Output Isolation Voltage:	2250 VDC
Input to Output Insulation:	Basic

Environmental Specifications

Operating ambient temperature range:	-25 °C to +85 °C ambient
Storage temperature:	-40 °C to +125 °C
MTBF:	> 1 Mhrs @ 25 °C 100% Load (Target)

Part Number System with Options

Product Family	Rated O/P Power	Input Voltage	Output Voltage	RoHS Compliance
ATCR	250	48	D12-03	J
ATCA Product Series	250 Watts	-36 to -72 VDC	Dual Output: 12.0V @ 20.83A - Intermediate Bus 3.3V @ 4.5A - Management Bus	J = RoHS 6/6

Pin Assignments		
Pin Number/Pin Name	Function	Note
1. -48VA	Power input from A' bus	Connects to ATCAZone 1 connector pin 33 via external 12 A fuse
2. -48VB	Power input from B' bus	Connects to ATCAZone 1 connector pin 34 via external 12 A fuse
3. Reserved	For future use	
4. Hold Up Trim	Hold up voltage trim	Connects a resistor between this pin and pin 11 to trim hold up voltage
5. RTN A	Power return from A' bus	Connects to ATCAZone 1 connector pin 28 via external 15 A fuse
6. RTN B	Power return from B' bus	Connects to ATCAZone 1 connector pin 29 via external 15 A fuse
7. ENA	When connected to RTN A, turns ON isolated open collector A enabled' device (See Note 3)	Connects to ATCAZone 1 connector pin 32 via external 1 A fuse. Used to signal to management system correct board insertion and presence of A' bus
8. ENB	When connected to RTN B, turns ON isolated open collector B enabled' device (See Note 3)	Connects to ATCAZone 1 connector pin 27 via external 1 A fuse. Used to signal to management system correct board insertion and presence of B' bus
9. C_-L-	Connection to module of auxiliary capacitor hold up array -ve	Utilizes greater capacitance in a given can size of lower voltage capacitors. Clamped to -50V wrt HU+OUT when pin 4 is open.
10. HU-	Connection to module of hold up capacitor array -ve	
11. HU+OUT	Connection from on board filter and management circuits to hold up capacitor array +ve	May also connect to input of boost module to reduce hold up storage area
12. HU+IN	Connection to main power converter from hold up capacitor array +ve	May also connect to output of boost module to reduce hold up storage area
13. ON/OFF-	Current from pin to turn main output ON	Fully floating remote ON/OFF signal, may be used with management system or ATCA ENABLE_A/B via R-D network
14. ON/OFF+	Current into pin to turn main output ON	Fully floating remote ON/OFF signal, may be used with management system or ATCA ENABLE_A/B via R-D network
15. B_OK#	Open collector signal, monitors status of B feed	Low when OK
16. A_OK#	Open collector signal, monitors status of A feed	Low when OK
17. A2		I ² C lines, address strapping
18. INTRPT	Interrupt Alarm	I ² C Register out of limits, LM80 pin INT#' direct connection
19. A1		I ² C lines, address strapping
20. SCL	Clock	I ² C lines, clock line input
21. A0		I ² C lines, address strapping
22. SDA	Data	I ² C lines, serial data
23., 24. 3V3 RTN	Management power return and I ² C	Also return for A_OK#' and B_OK#' signals Externally connected to ATCA Zone 1 connector pin 26
25., 26. 3V3 OUT	3V3, 14.85 W management power	
27., 28. 3V3 TRIM	Trim pin for management power	
29. 12V RTN	12V return	Externally connected to ATCA Zone 1 connector pin 26
30. 12V OUT	12V power	

Notes:

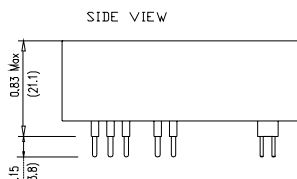
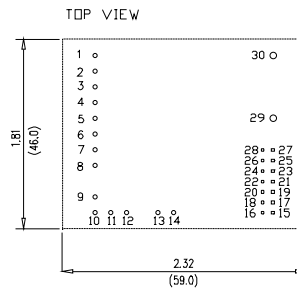
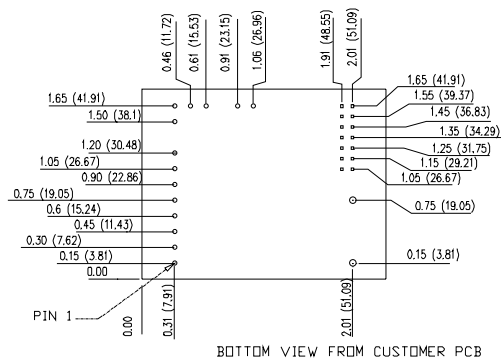
1. Regulation band over line, load and temperature.
2. Measured at 20 MHz with external 10 mF Tantalum in parallel with 1 mF ceramic, 25V rated low ESR type capacitors across each output.
3. All specifications are typical at nominal line, T_A = 25 °C unless otherwise indicated.
4. All specifications are subject to change without notice.
5. Technical Reference Notes and Application Notes should be consulted for complete product details
6. Warranty 2 years.

Mechanical Drawing

ATCR250-48D12-03J

RECOMMENDED HOLES SIZE & PAD SIZE

	holes size	pad size
Pins 1 to 14	0.051[1.3]	0.098[2.5]
Pins 15 to 28	0.043[1.1]	0.087[2.2]
Pins 29 and 30	0.075[1.9]	0.118[3.0]



Dimensions in Inches (mm)
Tolerances (unless otherwise specified)
x.xx ±0.02 (x.x ±0.5)
x.xxx ±0.010 (x.xx ±0.25)

Americas

5810 Van Allen Way
Carlsbad, CA 92008
USA
Telephone: +1 760 930 4600
Facsimile: +1 760 930 0698

Europe (UK)

Waterfront Business Park
Merry Hill, Dudley
West Midlands, DY5 1LX
United Kingdom
Telephone: +44 (0) 1384 842 211
Facsimile: +44 (0) 1384 843 355

Asia (HK)

14/F, Lu Plaza
2 Wing Yip Street
Kwun Tong, Kowloon
Hong Kong
Telephone: +852 2176 3333
Facsimile: +852 2176 3888

For global contact, visit:

www.Emerson.com/EmbeddedPower
techsupport.embeddedpower@emerson.com

While every precaution has been taken to ensure accuracy and completeness in this literature, Emerson Network Power assumes no responsibility, and disclaims all liability for damages resulting from use of this information or for any errors or omissions.

Emerson Network Power.

The global leader in enabling business-critical continuity.

- AC Power
- Connectivity
- DC Power
- Embedded Computing
- Embedded Power**
- Monitoring
- Outside Plant
- Power Switching & Controls
- Precision Cooling
- Racks & Integrated Cabinets
- Services
- Surge Protection

EmersonNetworkPower.com

Emerson Network Power and the Emerson Network Power logo are trademarks and service marks of Emerson Electric Co.
©2011 Emerson Electric Co.



Компания «ЭлектроПласт» предлагает заключение долгосрочных отношений при поставках импортных электронных компонентов на взаимовыгодных условиях!

Наши преимущества:

- Оперативные поставки широкого спектра электронных компонентов отечественного и импортного производства напрямую от производителей и с крупнейших мировых складов;
- Поставка более 17-ти миллионов наименований электронных компонентов;
- Поставка сложных, дефицитных, либо снятых с производства позиций;
- Оперативные сроки поставки под заказ (от 5 рабочих дней);
- Экспресс доставка в любую точку России;
- Техническая поддержка проекта, помощь в подборе аналогов, поставка прототипов;
- Система менеджмента качества сертифицирована по Международному стандарту ISO 9001;
- Лицензия ФСБ на осуществление работ с использованием сведений, составляющих государственную тайну;
- Поставка специализированных компонентов (Xilinx, Altera, Analog Devices, Intersil, Interpoint, Microsemi, Aeroflex, Peregrine, Syfer, Eurofarad, Texas Instrument, Miteq, Cobham, E2V, MA-COM, Hittite, Mini-Circuits, General Dynamics и др.);

Помимо этого, одним из направлений компании «ЭлектроПласт» является направление «Источники питания». Мы предлагаем Вам помощь Конструкторского отдела:

- Подбор оптимального решения, техническое обоснование при выборе компонента;
- Подбор аналогов;
- Консультации по применению компонента;
- Поставка образцов и прототипов;
- Техническая поддержка проекта;
- Защита от снятия компонента с производства.



Как с нами связаться

Телефон: 8 (812) 309 58 32 (многоканальный)

Факс: 8 (812) 320-02-42

Электронная почта: org@eplast1.ru

Адрес: 198099, г. Санкт-Петербург, ул. Калинина, дом 2, корпус 4, литера А.