



### ■ Features :

- Universal AC input / Full range
- High efficiency up to 90%
- Protections: Short circuit / Overload / Over voltage
- Cooling by free air convection
- 2"×3" compact size
- LED indicator for power on
- No load power consumption<0.3W

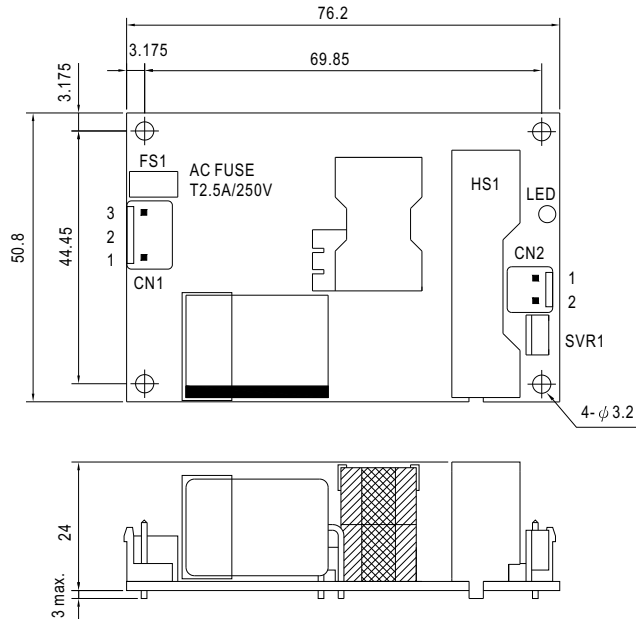


### SPECIFICATION

| MODEL                                | EPS-35-3.3  | EPS-35-5  | EPS-35-7.5  | EPS-35-12      | EPS-35-15    | EPS-35-24      | EPS-35-27    | EPS-35-36      | EPS-35-48    |              |
|--------------------------------------|---|---|-------------|----------------|--------------|----------------|--------------|----------------|--------------|--------------|
| OUTPUT                               | DC VOLTAGE  | 3.3V  | 5V          | 7.5V           | 12V          | 15V            | 24V          | 27V            | 36V          | 48V          |
|                                      | RATED CURRENT   | 6A  | 6A          | 4.7A           | 3A           | 2.4A           | 1.5A         | 1.3A           | 1A           | 0.75A        |
|                                      | CURRENT RANGE   | 0 ~ 6.6A  | 0 ~ 6.6A    | 0 ~ 5.2A       | 0 ~ 3.3A     | 0 ~ 2.65A      | 0 ~ 1.65A    | 0 ~ 1.45A      | 0 ~ 1.1A     | 0 ~ 0.82A    |
|                                      | RATED POWER   | 19.8W   | 30W         | 35.25W         | 36W          | 36W            | 36W          | 35.1W          | 36W          | 36W          |
|                                      | PEAK LOAD(10sec.) <small>Note.6</small>   | 21.78W  | 33W         | 39W            | 39.6W        | 39.75W         | 39.6W        | 39.15W         | 39.6W        | 39.36W       |
|                                      | RIPPLE & NOISE (max.) <small>Note.2</small>   | 50mVp-p   | 70mVp-p     | 80mVp-p        | 110mVp-p     | 110mVp-p       | 180mVp-p     | 180mVp-p       | 200mVp-p     | 240mVp-p     |
|                                      | VOLTAGE ADJ. RANGE  | 3.1 ~ 3.6V  | 4.75 ~ 5.5V | 7.13 ~ 8.25V   | 10.8 ~ 13.5V | 13.5 ~ 16.5V   | 21.6 ~ 27V   | 24.3 ~ 29.7V   | 32.4 ~ 39.6V | 43.2 ~ 52.8V |
|                                      | VOLTAGE TOLERANCE <small>Note.3</small>   | ±2.5%   | ±2.0%       | ±2.0%          | ±1.0%        | ±1.0%          | ±1.0%        | ±1.0%          | ±1.0%        | ±1.0%        |
|                                      | LINE REGULATION   | ±0.5%   | ±0.5%       | ±0.5%          | ±0.5%        | ±0.5%          | ±0.5%        | ±0.5%          | ±0.5%        | ±0.5%        |
|                                      | LOAD REGULATION   | ±1.5%   | ±1.0%       | ±1.0%          | ±0.5%        | ±0.5%          | ±0.5%        | ±0.5%          | ±0.5%        | ±0.5%        |
| SETUP, RISE TIME                     | 1000ms, 30ms/230VAC      1000ms, 30ms/115VAC at full load   |   |             |                |              |                |              |                |              |              |
| HOLD UP TIME (Typ.)                  | 50ms/230VAC      16ms/115VAC at full load   |   |             |                |              |                |              |                |              |              |
| INPUT                                | VOLTAGE RANGE <small>Note.5</small>   | 85 ~ 264VAC   |             | 120 ~ 370VDC   |              |                |              |                |              |              |
|                                      | FREQUENCY RANGE   | 47 ~ 63Hz   |             |                |              |                |              |                |              |              |
|                                      | EFFICIENCY (Typ.)   | 80%   | 82%         | 84%            | 87%          | 88%            | 89%          | 89%            | 89%          | 90%          |
|                                      | AC CURRENT (Typ.)   | 0.75A/115VAC  |             | 0.5A/230VAC    |              |                |              |                |              |              |
|                                      | INRUSH CURRENT (Typ.)   | COLD START 40A/230VAC   |             |                |              |                |              |                |              |              |
|                                      | LEAKAGE CURRENT   | <1mA/240VAC   |             |                |              |                |              |                |              |              |
| PROTECTION                           | OVER LOAD   | 115 ~ 160% rated output power<br>Protection type : Hiccup mode, recovers automatically after fault condition is removed |             |                |              |                |              |                |              |              |
|                                      | OVER VOLTAGE  | 3.7 ~ 4.6V  | 5.6 ~ 6.75V | 8.63 ~ 10.5V   | 14 ~ 17V     | 17.25 ~ 20.25V | 27.6 ~ 32.4V | 31.05 ~ 36.45V | 39.7 ~ 46.8V | 53.3 ~ 64.8V |
| ENVIRONMENT                          | WORKING TEMP.   | -30 ~ +70°C (Refer to "Derating Curve")   |             |                |              |                |              |                |              |              |
|                                      | WORKING HUMIDITY  | 20 ~ 90% RH non-condensing  |             |                |              |                |              |                |              |              |
|                                      | STORAGE TEMP., HUMIDITY   | -40 ~ +85°C, 10 ~ 95% RH  |             |                |              |                |              |                |              |              |
|                                      | TEMP. COEFFICIENT   | ±0.03%/°C (0 ~ 50°C)  |             |                |              |                |              |                |              |              |
|                                      | VIBRATION   | 10 ~ 500Hz, 2G 10min./1cycle, period for 60min. each along X, Y, Z axes   |             |                |              |                |              |                |              |              |
| SAFETY & EMC <small>(Note 4)</small> | SAFETY STANDARDS  | UL60950-1, TUV EN60950-1 approved   |             |                |              |                |              |                |              |              |
|                                      | WITHSTAND VOLTAGE   | I/P-O/P:3KVAC   |             | I/P-FG:1.5KVAC |              | O/P-FG:0.5KVAC |              |                |              |              |
|                                      | ISOLATION RESISTANCE  | I/P-O/P, I/P-FG, O/P-FG:100M Ohms / 500VDC / 25°C / 70% RH  |             |                |              |                |              |                |              |              |
|                                      | EMC EMISSION  | Compliance to EN55022 (CISPR22) Class B, EN61000-3-2,-3   |             |                |              |                |              |                |              |              |
|                                      | EMC IMMUNITY  | Compliance to EN61000-4-2,3,4,5,6,8,11, EN55024, heavy industry level, criteria A                                       |             |                |              |                |              |                |              |              |
| OTHERS                               | MTBF  | 649.1Khrs min.      MIL-HDBK-217F (25°C)  |             |                |              |                |              |                |              |              |
|                                      | DIMENSION   | 76.2*50.8*24mm (L*W*H)  |             |                |              |                |              |                |              |              |
|                                      | PACKING   | 0.085Kg; 120pcs/11.2Kg/0.97CUFT   |             |                |              |                |              |                |              |              |
| NOTE                                 | <ol style="list-style-type: none"> <li>1. All parameters NOT specially mentioned are measured at 230VAC input, rated load and 25°C of ambient temperature.</li> <li>2. Ripple &amp; noise are measured at 20MHz of bandwidth by using a 12" twisted pair-wire terminated with a 0.1uf &amp; 47uf parallel capacitor.</li> <li>3. Tolerance : includes set up tolerance, line regulation and load regulation.</li> <li>4. The power supply is considered a component which will be installed into a final equipment. The final equipment must be re-confirmed that it still meets EMC directives.</li> <li>5. Derating may be needed under low input voltage. Please check the static characteristics for more details.</li> <li>6. 33% Duty cycle maximum within every 30 seconds. Average output power should not exceed the rated power.</li> </ol> |   |             |                |              |                |              |                |              |              |

**Mechanical Specification**

Unit:mm



AC Input Connector (CN1) : JST B3P-VH or equivalent

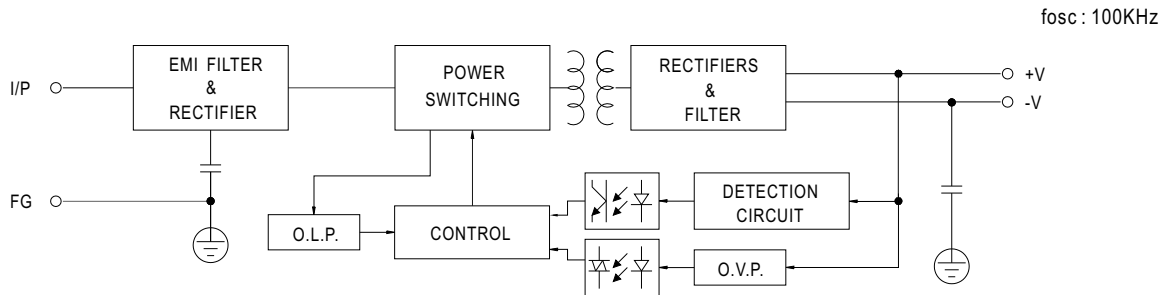
| Pin No. | Assignment | Mating Housing        | Terminal                       |
|---------|------------|-----------------------|--------------------------------|
| 1       | AC/N       | JST VHR or equivalent | JST SVH-21T-P1.1 or equivalent |
| 2       | No Pin     |                       |                                |
| 3       | AC/L       |                       |                                |

DC Output Connector (CN2) : JST B4P-VH or equivalent

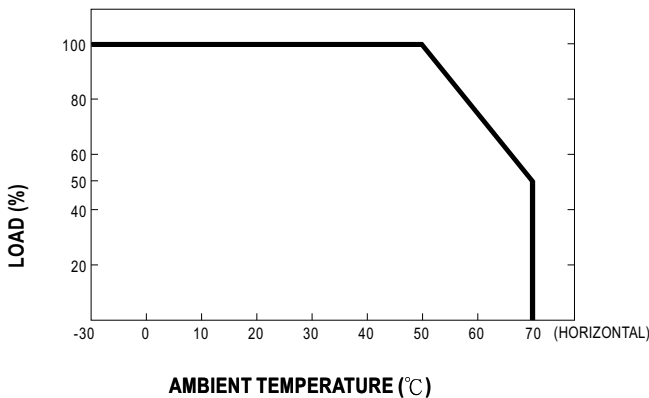
| Pin No. | Assignment | Mating Housing        | Terminal                       |
|---------|------------|-----------------------|--------------------------------|
| 1       | -V         | JST VHR or equivalent | JST SVH-21T-P1.1 or equivalent |
| 2       | +V         |                       |                                |

⚠ HS1 must have safety isolation distance with system case.

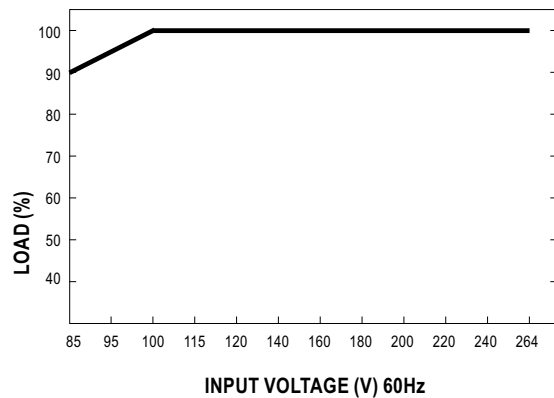
**Block Diagram**



**Output Derating**



**Static Characteristics**





Компания «ЭлектроПласт» предлагает заключение долгосрочных отношений при поставках импортных электронных компонентов на взаимовыгодных условиях!

Наши преимущества:

- Оперативные поставки широкого спектра электронных компонентов отечественного и импортного производства напрямую от производителей и с крупнейших мировых складов;
- Поставка более 17-ти миллионов наименований электронных компонентов;
- Поставка сложных, дефицитных, либо снятых с производства позиций;
- Оперативные сроки поставки под заказ (от 5 рабочих дней);
- Экспресс доставка в любую точку России;
- Техническая поддержка проекта, помощь в подборе аналогов, поставка прототипов;
- Система менеджмента качества сертифицирована по Международному стандарту ISO 9001;
- Лицензия ФСБ на осуществление работ с использованием сведений, составляющих государственную тайну;
- Поставка специализированных компонентов (Xilinx, Altera, Analog Devices, Intersil, Interpoint, Microsemi, Aeroflex, Peregrine, Syfer, Eurofarad, Texas Instrument, Miteq, Cobham, E2V, MA-COM, Hittite, Mini-Circuits, General Dynamics и др.);

Помимо этого, одним из направлений компании «ЭлектроПласт» является направление «Источники питания». Мы предлагаем Вам помощь Конструкторского отдела:

- Подбор оптимального решения, техническое обоснование при выборе компонента;
- Подбор аналогов;
- Консультации по применению компонента;
- Поставка образцов и прототипов;
- Техническая поддержка проекта;
- Защита от снятия компонента с производства.



#### Как с нами связаться

**Телефон:** 8 (812) 309 58 32 (многоканальный)

**Факс:** 8 (812) 320-02-42

**Электронная почта:** [org@eplast1.ru](mailto:org@eplast1.ru)

**Адрес:** 198099, г. Санкт-Петербург, ул. Калинина, дом 2, корпус 4, литера А.