


## High Power MELF Resistors

### WRM-HP Series

- AEC-Q200 qualified
- High power up to 1W
- Tolerance down to  $\pm 0.1\%$
- TCR down to  $\pm 15\text{ppm}/^\circ\text{C}$
- High pulse handling capability



All parts are Pb-free and comply with EU Directive 2011/65/EU amended by (EU) 2015/863 (RoHS3)

### Electrical Data

		WRM0204HP	WRM0207HP
Power rating at 70°C	watts	0.4	1
Resistance range	ohms	R10 – 1M0	
Limiting element voltage	volts	200	350
Maximum overload voltage	volts	400	700
TCR	ppm/°C	15, 25, 50, 100	15, 25, 50, 100
Resistance tolerance	%	0.1, 0.25, 0.5, 1, 5	
Standard values		E24 & E96	
Thermal impedance	°C /W	200	140
Ambient temperature range	°C	-55 to +155	
Insulation resistance	ohms	$>10^{10}$	
Voltage proof	volts	284	497

### Physical Data

Dimensions (mm) and weight (g)						
Type	L max	D max	D1 max	K min	L <sup>1</sup> min	Weight
WRM 0204HP	3.7	1.55	1.55	0.7	1.5	0.02
WRM 0207HP	6.1	2.4	2.4	1.2	2.9	0.08

### Construction

A metal film is deposited onto a high dissipation ceramic former to which tin plated terminating caps are fitted.

The resistor is adjusted to value by a helical cut in the film and the body is protected by a lacquer coating.

### Marking

Resistance values are colour coded with three or four bands, indicating value and multiplier.

### Terminations

**Material** Plated steel cap.

**Solderability** The pure tin finish produces ageing free contacts on which low melting solders can be used. Dipped area shall be covered with a smooth and bright solder coating after 3 seconds immersion at 215°C.

### Solvent Resistance

The body protection and marking are resistant to all normal industrial cleaning solvents suitable for printed circuit boards.

### General Note

TT Electronics reserves the right to make changes in product specification without notice or liability. All information is subject to TT Electronics' own data and is considered accurate at time of going to print.

## TCR and Tolerance Range

Type	TCR ( $\pm$ ppm/ $^{\circ}$ C)	Tolerance ( $\pm$ %)				
		5	1	0.5	0.25	0.1
WRM0204HP	$\pm$ 100	OR1 – 1M0		–	–	–
	$\pm$ 50	OR2 – 1M0		1R0 – 1M0		10R – 1M0
	$\pm$ 25	–	10R – 1M0			
	$\pm$ 15	–	10R – 300K			
WRM0207HP	$\pm$ 100	OR1 – 1M0		–	–	–
	$\pm$ 50	OR2 – 1M0		1R0 – 1M0		10R – 1M0
	$\pm$ 25	–	10R – 1M0			
	$\pm$ 15	–	10R – 300K			

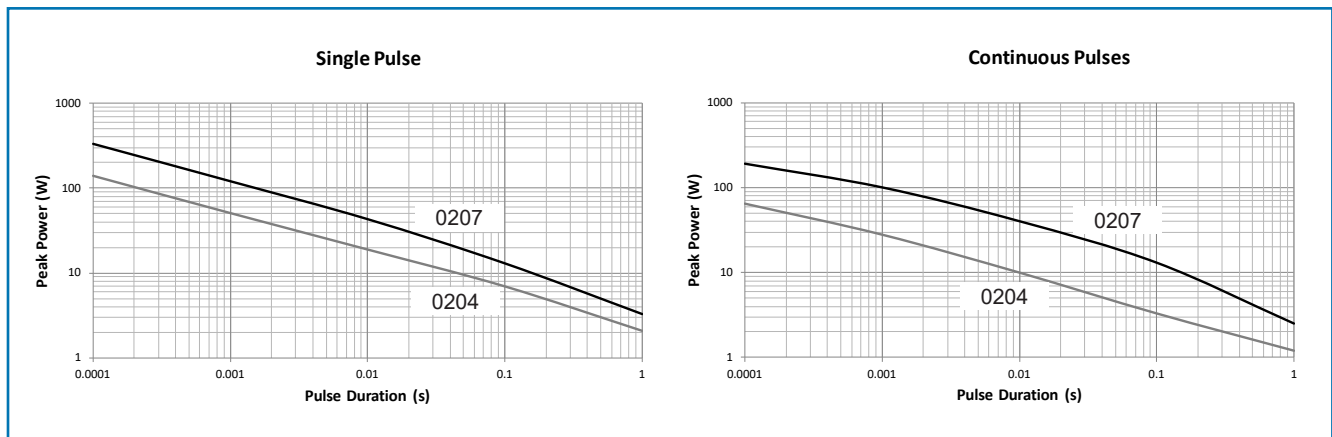
## Performance Data

		Maximum
Short time overload: 5s at lesser of 6.25 x rated power or 2 x LEV	$\pm\Delta$ R%	0.15
Biased humidity: 1000hrs 85 $^{\circ}$ C/85%RH 10% of rated power	$\pm\Delta$ R%	0.15
Surge test: IEC 60115-1, 10/700 $\mu$ s at lesser of $\sqrt{P_{70-R}}$ & 2 x LEV	$\pm\Delta$ R%	0.15
High temperature exposure: 1000hrs at 155 $^{\circ}$ C	$\pm\Delta$ R%	0.3
Bending test: 2mm deflection for 60s	$\pm\Delta$ R%	0.05
Resistance to soldering heat: 260 $\pm$ 5 $^{\circ}$ C for 10s	$\pm\Delta$ R%	0.15
Temperature rapid change: 1000cycles-55/125 $^{\circ}$ C	$\pm\Delta$ R%	0.2
Endurance: 1000hrs rated power at 70 $^{\circ}$ C (For endurance at 8000hrs multiply stability by 2, for endurance at 225,000hrs multiply stability by 6)	$\pm\Delta$ R%	0.25
Mechanical shock: half-sine waveform, peak 100g, duration 6ms	$\pm\Delta$ R%	0.1
Vibration: 5g for 20min, 12 cycles each of 3 orientations, 10-2000Hz	$\pm\Delta$ R%	0.15
ESD: 2kV human body model	$\pm\Delta$ R%	0.5
Solderability: 245 $\pm$ 5 $^{\circ}$ C for 3s		>95% coverage
Voltage proof: 1.42 x LEV		No breakdown or flashover

## Pulse & Thermal Performance

Single Pulse: 50 rectangular pulses applied at 60s intervals such that mean power is <10% of rated power. Maximum permitted change  $\pm$ 1%.

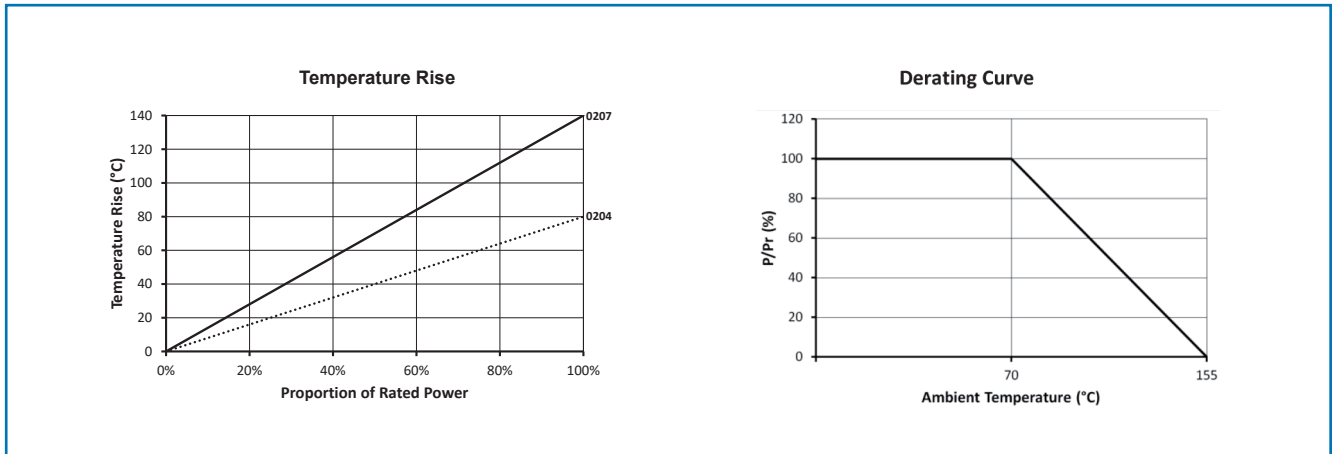
Continuous Pulses: Continuous rectangular pulses applied at intervals such that mean power is equal to the rated power. Maximum permitted change  $\pm$ 1%.



### General Note

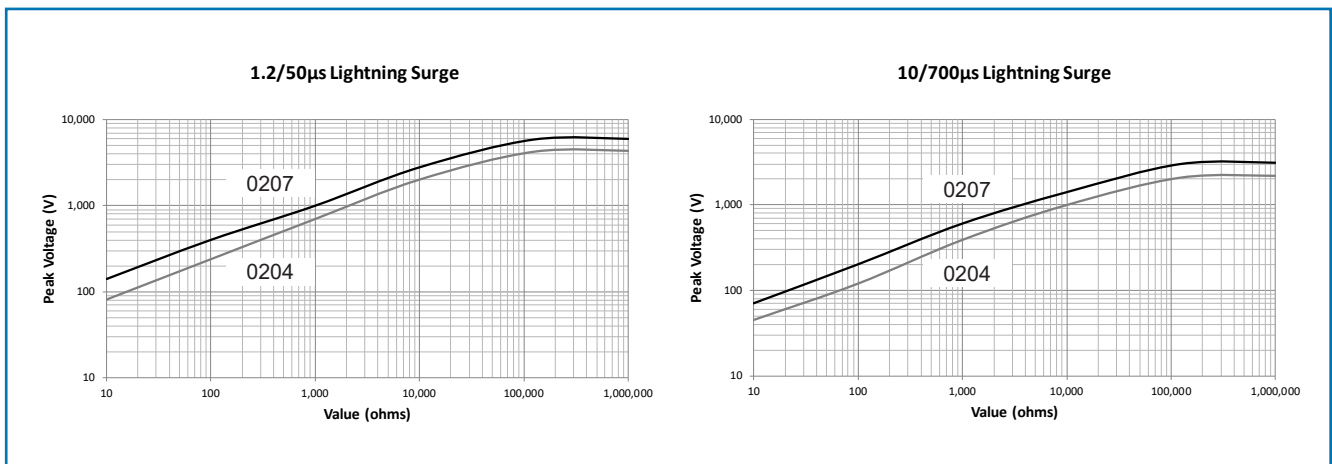
TT Electronics reserves the right to make changes in product specification without notice or liability.  
All information is subject to TT Electronics' own data and is considered accurate at time of going to print.

WRM-HP Series



Lightning Surge Performance

Resistors are tested in accordance with IEC 60115-1 using both 1.2/50µs and 10/700µs pulse shapes. 10 pulses are applied. The limit of acceptance is a shift in resistance of less than 0.5% from the initial value.



Ordering Procedure

Example: WRM0204HPC-2K49FT3 (WRM0204HP, 50ppm/°C, 2.49 kilohms ±1%, Pb-free)



1 Type	2 TCR	3 Value	4 Tolerance	5 Packing		
WRM0204HP	Y = ±15ppm/°C	3/4 characters R = ohms K = kilohms M = megohms	B = ±0.1%	T3	0204	3000 / 7" reel
WRM0207HP	D = ±25ppm/°C		C = ±0.25%	T2	0207	2000 / 7" reel
	C = ±50ppm/°C		F = ±1%			
	Z = ±100ppm/°C		J = ±5%			

General Note

TT Electronics reserves the right to make changes in product specification without notice or liability. All information is subject to TT Electronics' own data and is considered accurate at time of going to print.



Компания «ЭлектроПласт» предлагает заключение долгосрочных отношений при поставках импортных электронных компонентов на взаимовыгодных условиях!

Наши преимущества:

- Оперативные поставки широкого спектра электронных компонентов отечественного и импортного производства напрямую от производителей и с крупнейших мировых складов;
- Поставка более 17-ти миллионов наименований электронных компонентов;
- Поставка сложных, дефицитных, либо снятых с производства позиций;
- Оперативные сроки поставки под заказ (от 5 рабочих дней);
- Экспресс доставка в любую точку России;
- Техническая поддержка проекта, помощь в подборе аналогов, поставка прототипов;
- Система менеджмента качества сертифицирована по Международному стандарту ISO 9001;
- Лицензия ФСБ на осуществление работ с использованием сведений, составляющих государственную тайну;
- Поставка специализированных компонентов (Xilinx, Altera, Analog Devices, Intersil, Interpoint, Microsemi, Aeroflex, Peregrine, Syfer, Eurofarad, Texas Instrument, Miteq, Cobham, E2V, MA-COM, Hittite, Mini-Circuits, General Dynamics и др.);

Помимо этого, одним из направлений компании «ЭлектроПласт» является направление «Источники питания». Мы предлагаем Вам помощь Конструкторского отдела:

- Подбор оптимального решения, техническое обоснование при выборе компонента;
- Подбор аналогов;
- Консультации по применению компонента;
- Поставка образцов и прототипов;
- Техническая поддержка проекта;
- Защита от снятия компонента с производства.



#### Как с нами связаться

**Телефон:** 8 (812) 309 58 32 (многоканальный)

**Факс:** 8 (812) 320-02-42

**Электронная почта:** [org@eplast1.ru](mailto:org@eplast1.ru)

**Адрес:** 198099, г. Санкт-Петербург, ул. Калинина, дом 2, корпус 4, литера А.