

## Features

- 6 ns pin-to-pin logic delays
- System frequency up to 208 MHz
- 288 macrocells with 6,400 usable gates
- Available in small footprint packages
  - 144-pin TQFP (117 user I/O pins)
  - 208-pin PQFP (168 user I/O pins)
  - 256-pin BGA (192 user I/O pins)
  - 256-pin FBGA (192 user I/O pins)
  - 280-pin CSP (192 user I/O pins)
  - Pb-free available for all packages
- Optimized for high-performance 3.3V systems
  - Low power operation
  - 5V tolerant I/O pins accept 5V, 3.3V, and 2.5V signals
  - 3.3V or 2.5V output capability
  - Advanced 0.35 micron feature size CMOS Fast FLASH™ technology
- Advanced system features
  - In-system programmable
  - Superior pin-locking and routability with Fast CONNECT™ II switch matrix
  - Extra wide 54-input Function Blocks
  - Up to 90 product-terms per macrocell with individual product-term allocation
  - Local clock inversion with three global and one product-term clocks
  - Individual output enable per output pin with local inversion
  - Input hysteresis on all user and boundary-scan pin inputs
  - Bus-hold circuitry on all user pin inputs
  - Full IEEE Standard 1149.1 boundary-scan (JTAG)
- Fast concurrent programming
- Slew rate control on individual outputs
- Enhanced data security features
- Excellent quality and reliability
  - Endurance exceeding 10,000 program/erase cycles
  - 20 year data retention
  - ESD protection exceeding 2,000V
- Pin-compatible with 5V-core XC95288 device in the 208-pin HQFP package

WARNING: Programming temperature range of  
 $T_A = 0^\circ \text{C}$  to  $+70^\circ \text{C}$

## Description

The XC95288XL is a 3.3V CPLD targeted for high-performance, low-voltage applications in leading-edge communi-

cations and computing systems. It is comprised of 16 54V18 Function Blocks, providing 6,400 usable gates with propagation delays of 6 ns. See [Figure 2](#) for architecture overview.

## Power Estimation

Power dissipation in CPLDs can vary substantially depending on the system frequency, design application and output loading. To help reduce power dissipation, each macrocell in a XC9500XL device may be configured for low-power mode (from the default high-performance mode). In addition, unused product-terms and macrocells are automatically deactivated by the software to further conserve power.

For a general estimate of  $I_{CC}$ , the following equation may be used:

$$I_{CC}(\text{mA}) = MC_{HS}(0.175 \cdot PT_{HS} + 0.345) + MC_{LP}(0.052 \cdot PT_{LP} + 0.272) + 0.04 \cdot MC_{TOG}(MC_{HS} + MC_{LP}) \cdot f$$

where:

$MC_{HS}$  = # macrocells in high-speed configuration

$PT_{HS}$  = average number of high-speed product terms per macrocell

$MC_{LP}$  = # macrocells in low power configuration

$PT_{LP}$  = average number of low power product terms per macrocell

$f$  = maximum clock frequency

$MCTOG$  = average % of flip-flops toggling per clock (~12%)

This calculation was derived from laboratory measurements of an XC9500XL part filled with 16-bit counters and allowing a single output (the LSB) to be enabled. The actual  $I_{CC}$  value varies with the design application and should be verified during normal system operation. [Figure 1](#) shows the above estimation in a graphical form. For a more detailed discussion of power consumption in this device, see Xilinx

application note [XAPP114, "Understanding XC9500XL CPLD Power."](#)

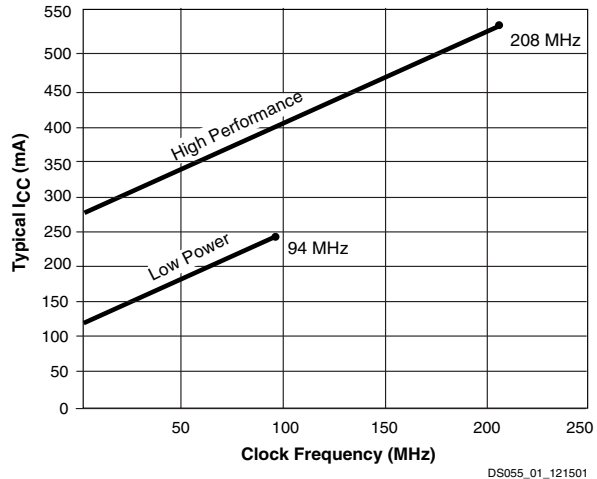


Figure 1: Typical I<sub>CC</sub> vs. Frequency for XC95288XL



DS055\_02\_101300

Figure 2: XC95288XL Architecture

Function Block outputs (indicated by the bold line) drive the I/O Blocks directly.

## Absolute Maximum Ratings<sup>(2)</sup>

| Symbol    | Description                                      | Value       | Units |
|-----------|--|-------------|-------|
| $V_{CC}$  | Supply voltage relative to GND                   | -0.5 to 4.0 | V     |
| $V_{IN}$  | Input voltage relative to GND <sup>(1)</sup>     | -0.5 to 5.5 | V     |
| $V_{TS}$  | Voltage applied to 3-state output <sup>(1)</sup> | -0.5 to 5.5 | V     |
| $T_{STG}$ | Storage temperature (ambient) <sup>(3)</sup>     | -65 to +150 | °C    |
| $T_J$     | Junction temperature                             | +150        | °C    |

### Notes:

- Maximum DC undershoot below GND must be limited to either 0.5V or 10 mA, whichever is easier to achieve. During transitions, the device pins may undershoot to -2.0V or overshoot to +7.0V, provided this over- or undershoot lasts less than 10 ns and with the forcing current being limited to 200 mA. External I/O voltage may not exceed  $V_{CCINT}$  by 4.0V.
- Stresses beyond those listed under Absolute Maximum Ratings may cause permanent damage to the device. These are stress ratings only, and functional operation of the device at these or any other conditions beyond those listed under Operating Conditions is not implied. Exposure to Absolute Maximum Ratings conditions for extended periods of time may affect device reliability.
- For soldering guidelines and thermal considerations, see the [Device Packaging](#) information on the Xilinx website. For Pb-free packages, see [XAPP427](#).

## Recommended Operation Conditions

| Symbol      | Parameter  | Min   | Max        | Units |   |
|-------------|--|---|------------|-------|---|
| $V_{CCINT}$ | Supply voltage for internal logic and input buffers  | Commercial $T_A = 0^\circ\text{C}$ to $70^\circ\text{C}$    | 3.0        | 3.6   | V |
|             |  | Industrial $T_A = -40^\circ\text{C}$ to $+85^\circ\text{C}$ | 3.0        | 3.6   | V |
| $V_{CCIO}$  | Supply voltage for output drivers for 3.3V operation | 3.0   | 3.6        | V     |   |
|             | Supply voltage for output drivers for 2.5V operation | 2.3   | 2.7        | V     |   |
| $V_{IL}$    | Low-level input voltage                              | 0   | 0.80       | V     |   |
| $V_{IH}$    | High-level input voltage                             | 2.0   | 5.5        | V     |   |
| $V_O$       | Output voltage                                       | 0   | $V_{CCIO}$ | V     |   |

## Quality and Reliability Characteristics

| Symbol    | Parameter                        | Min    | Max | Units  |
|-----------|----------------------------------|--------|-----|--------|
| $T_{DR}$  | Data Retention                   | 20     | -   | Years  |
| $N_{PE}$  | Program/Erase Cycles (Endurance) | 10,000 | -   | Cycles |
| $V_{ESD}$ | Electrostatic Discharge (ESD)    | 2,000  | -   | Volts  |

## DC Characteristic Over Recommended Operating Conditions

| Symbol   | Parameter   | Test Conditions   | Min            | Max      | Units         |
|----------|---|---|----------------|----------|---------------|
| $V_{OH}$ | Output high voltage for 3.3V outputs              | $I_{OH} = -4.0$ mA  | 2.4            | -        | V             |
|          | Output high voltage for 2.5V outputs              | $I_{OH} = -500$ $\mu\text{A}$   | 90% $V_{CCIO}$ | -        | V             |
| $V_{OL}$ | Output low voltage for 3.3V outputs               | $I_{OL} = 8.0$ mA   | -              | 0.4      | V             |
|          | Output low voltage for 2.5V outputs               | $I_{OL} = 500$ $\mu\text{A}$  | -              | 0.4      | V             |
| $I_{IL}$ | Input leakage current                             | $V_{CC} = \text{Max}; V_{IN} = \text{GND or } V_{CC}$                             | -              | $\pm 10$ | $\mu\text{A}$ |
| $I_{IH}$ | I/O high-Z leakage current                        | $V_{CC} = \text{Max}; V_{IN} = \text{GND or } V_{CC}$                             | -              | $\pm 10$ | $\mu\text{A}$ |
| $I_{IH}$ | I/O high-Z leakage current                        | $V_{CC} = \text{Max}; V_{CCIO} = \text{Max}; V_{IN} = \text{GND or } 3.6\text{V}$ | -              | $\pm 10$ | $\mu\text{A}$ |
|          |   | $V_{CC} \text{ Min} < V_{IN} < 5.5\text{V}$                                       | -              | $\pm 50$ | $\mu\text{A}$ |
| $C_{IN}$ | I/O capacitance                                   | $V_{IN} = \text{GND}; f = 1.0$ MHz  | -              | 10       | pF            |
| $I_{CC}$ | Operating supply current (low power mode, active) | $V_{IN} = \text{GND}, \text{ No load}; f = 1.0$ MHz                               | 85 (Typical)   |          | mA            |

AC Characteristics

| Symbol       | Parameter   | XC95288XL-6 |       | XC95288XL-7 |       | XC95288XL-10 |       | Units |
|--------------|---|-------------|-------|-------------|-------|--------------|-------|-------|
|              |   | Min         | Max   | Min         | Max   | Min          | Max   |       |
| $T_{PD}$     | I/O to output valid                                 | -           | 6.0   | -           | 7.5   | -            | 10.0  | ns    |
| $T_{SU}$     | I/O setup time before GCK                           | 4.0         | -     | 4.8         | -     | 6.5          | -     | ns    |
| $T_H$        | I/O hold time after GCK                             | 0           | -     | 0           | -     | 0            | -     | ns    |
| $T_{CO}$     | GCK to output valid                                 | -           | 3.8   | -           | 4.5   | -            | 5.8   | ns    |
| $f_{SYSTEM}$ | Multiple FB internal operating frequency            | -           | 208.3 | -           | 125.0 | -            | 100.0 | MHz   |
| $T_{PSU}$    | I/O setup time before p-term clock input            | 1.0         | -     | 1.6         | -     | 2.1          | -     | ns    |
| $T_{PH}$     | I/O hold time after p-term clock input              | 2.6         | -     | 3.2         | -     | 4.4          | -     | ns    |
| $T_{PCO}$    | P-term clock output valid                           | -           | 6.8   | -           | 7.7   | -            | 10.2  | ns    |
| $T_{OE}$     | GTS to output valid                                 | -           | 4.5   | -           | 5.0   | -            | 7.0   | ns    |
| $T_{OD}$     | GTS to output disable                               | -           | 4.5   | -           | 5.0   | -            | 7.0   | ns    |
| $T_{POE}$    | Product term OE to output enabled                   | -           | 8.4   | -           | 9.5   | -            | 11.0  | ns    |
| $T_{POD}$    | Product term OE to output disabled                  | -           | 8.4   | -           | 9.5   | -            | 11.0  | ns    |
| $T_{AO}$     | GSR to output valid                                 | -           | 10.8  | -           | 12.0  | -            | 14.5  | ns    |
| $T_{PAO}$    | P-term S/R to output valid                          | -           | 11.8  | -           | 12.6  | -            | 15.3  | ns    |
| $T_{WLH}$    | GCK pulse width (High or Low)                       | 2.4         | -     | 4.0         | -     | 4.5          | -     | ns    |
| $T_{APRPW}$  | Asynchronous preset/reset pulse width (High or Low) | 6.0         | -     | 6.5         | -     | 7.0          | -     | ns    |
| $T_{PLH}$    | P-term clock pulse width (High or Low)              | 6.0         | -     | 6.5         | -     | 7.0          | -     | ns    |



| Output Type | V <sub>CCIO</sub> | V <sub>TEST</sub> | R <sub>1</sub> | R <sub>2</sub> | C <sub>L</sub> |
|-------------|-------------------|-------------------|----------------|----------------|----------------|
|             | 3.3V              | 3.3V              | 320 Ω          | 360 Ω          | 35 pF          |
|             | 2.5V              | 2.5V              | 250 Ω          | 660 Ω          | 35 pF          |

DS058\_03\_081500

Figure 3: AC Load Circuit

## Internal Timing Parameters

| Symbol  | Parameter   | XC95288XL-6 |     | XC95288XL-7 |     | XC95288XL-10 |     | Units |
|---|---|-------------|-----|-------------|-----|--------------|-----|-------|
|   |   | Min         | Max | Min         | Max | Min          | Max |       |
| <b>Buffer Delays</b>                              |   |             |     |             |     |              |     |       |
| $T_{IN}$  | Input buffer delay  | -           | 2.2 | -           | 2.3 | -            | 3.5 | ns    |
| $T_{GCK}$   | GCK buffer delay  | -           | 1.2 | -           | 1.5 | -            | 1.8 | ns    |
| $T_{GSR}$   | GSR buffer delay  | -           | 2.2 | -           | 3.1 | -            | 4.5 | ns    |
| $T_{GTS}$   | GTS buffer delay  | -           | 4.5 | -           | 5.0 | -            | 7.0 | ns    |
| $T_{OUT}$   | Output buffer delay   | -           | 2.4 | -           | 2.5 | -            | 3.0 | ns    |
| $T_{EN}$  | Output buffer enable/disable delay                                      | -           | 0   | -           | 0   | -            | 0   | ns    |
| <b>Product Term Control Delays</b>                |   |             |     |             |     |              |     |       |
| $T_{PTCK}$  | Product term clock delay  | -           | 2.0 | -           | 2.4 | -            | 2.7 | ns    |
| $T_{PTSR}$  | Product term set/reset delay  | -           | 1.0 | -           | 1.4 | -            | 1.8 | ns    |
| $T_{PTTS}$  | Product term 3-state delay  | -           | 6.2 | -           | 7.2 | -            | 7.5 | ns    |
| <b>Internal Register and Combinatorial Delays</b> |   |             |     |             |     |              |     |       |
| $T_{PDI}$   | Combinatorial logic propagation delay                                   | -           | 0.4 | -           | 1.3 | -            | 1.7 | ns    |
| $T_{SUI}$   | Register setup time   | 2.0         | -   | 2.6         | -   | 3.0          | -   | ns    |
| $T_{HI}$  | Register hold time  | 1.6         | -   | 2.2         | -   | 3.5          | -   | ns    |
| $T_{ECSU}$  | Register clock enable setup time  | 2.0         | -   | 2.6         | -   | 3.0          | -   | ns    |
| $T_{ECHO}$  | Register clock enable hold time   | 1.6         | -   | 2.2         | -   | 3.5          | -   | ns    |
| $T_{COI}$   | Register clock to output valid time                                     | -           | 0.2 | -           | 0.5 | -            | 1.0 | ns    |
| $T_{AOI}$   | Register async. S/R to output delay                                     | -           | 6.2 | -           | 6.4 | -            | 7.0 | ns    |
| $T_{RAI}$   | Register async. S/R recover before clock                                | 6.0         | -   | 7.5         | -   | 10.0         | -   | ns    |
| $T_{LOGI}$  | Internal logic delay  | -           | 1.0 | -           | 1.4 | -            | 1.8 | ns    |
| $T_{LOGILP}$                                      | Internal low power logic delay  | -           | 5.5 | -           | 6.4 | -            | 7.3 | ns    |
| <b>Feedback Delays</b>                            |   |             |     |             |     |              |     |       |
| $T_F$   | Fast CONNECT II feedback delay  | -           | 1.6 | -           | 3.5 | -            | 4.2 | ns    |
| <b>Time Adders</b>                                |   |             |     |             |     |              |     |       |
| $T_{PTA}$   | Incremental product term allocator delay (first incremental delay)      | -           | 0.8 | -           | 0.8 | -            | 1.0 | ns    |
| $T_{PTA2}$  | Incremental product term allocator delay (subsequent incremental delay) | -           | 0.3 | -           | 0.3 | -            | 0.4 | ns    |
| $T_{SLEW}$  | Slew-rate limited delay   | -           | 3.5 | -           | 4.0 | -            | 4.5 | ns    |

## XC95288XL I/O Pins (2)

| Function Block | Macro cell | TQ144 | PQ208 | BG256 | FG256 | CS280 | BScan Order | Function Block | Macro cell | TQ144             | PQ208             | BG256             | FG256             | CS280             | BScan Order |
|----------------|------------|-------|-------|-------|-------|-------|-------------|----------------|------------|-------------------|-------------------|-------------------|-------------------|-------------------|-------------|
| 1              | 1          | –     | –     | –     | –     | –     | 861         | 3              | 1          | –                 | –                 | –                 | –                 | –                 | 753         |
| 1              | 2          | –     | 28    | L1    | H1    | K2    | 858         | 3              | 2          | 28                | 38                | P1                | L2                | N2                | 750         |
| 1              | 3          | –     | 29    | L2    | H5    | K3    | 855         | 3              | 3          | –                 | 39                | R1                | L5                | P1                | 747         |
| 1              | 4          | –     | –     | –     | –     | –     | 852         | 3              | 4          | –                 | –                 | –                 | –                 | –                 | 744         |
| 1              | 5          | 20    | 30    | L3    | J1    | K4    | 849         | 3              | 5          | –                 | 40                | P3                | M1                | P2                | 741         |
| 1              | 6          | 21    | 31    | L4    | J5    | L1    | 846         | 3              | 6          | –                 | 41                | R2                | L4                | P3                | 738         |
| 1              | 7          | –     | –     | –     | –     | –     | 843         | 3              | 7          | –                 | –                 | –                 | –                 | –                 | 735         |
| 1              | 8          | 22    | 32    | M1    | J2    | L2    | 840         | 3              | 8          | –                 | 43                | P4                | N1                | P4                | 732         |
| 1              | 9          | –     | –     | M2    | J3    | L3    | 837         | 3              | 9          | –                 | –                 | R3                | L3                | R1                | 729         |
| 1              | 10         | 23    | 33    | M3    | K1    | L4    | 834         | 3              | 10         | 30 <sup>(1)</sup> | 44 <sup>(1)</sup> | T2 <sup>(1)</sup> | M2 <sup>(1)</sup> | R3 <sup>(1)</sup> | 726         |
| 1              | 11         | –     | –     | M4    | J4    | M1    | 831         | 3              | 11         | –                 | –                 | U1                | M4                | R2                | 723         |
| 1              | 12         | 24    | 34    | N1    | K2    | M2    | 828         | 3              | 12         | 31                | 45                | T3                | P1                | R4                | 720         |
| 1              | 13         | –     | –     | –     | –     | –     | 825         | 3              | 13         | –                 | –                 | –                 | –                 | –                 | 717         |
| 1              | 14         | 25    | 35    | N2    | K5    | M3    | 822         | 3              | 14         | 32 <sup>(1)</sup> | 46 <sup>(1)</sup> | U2 <sup>(1)</sup> | M3 <sup>(1)</sup> | T1 <sup>(1)</sup> | 714         |
| 1              | 15         | 26    | 36    | N3    | L1    | M4    | 819         | 3              | 15         | 33                | 47                | V1                | N2                | T2                | 711         |
| 1              | 16         | –     | –     | –     | –     | –     | 816         | 3              | 16         | –                 | –                 | –                 | –                 | –                 | 708         |
| 1              | 17         | 27    | 37    | N4    | K3    | N1    | 813         | 3              | 17         | –                 | 48                | T4                | N4                | T3                | 705         |
| 1              | 18         | –     | –     | –     | –     | –     | 810         | 3              | 18         | –                 | –                 | –                 | –                 | –                 | 702         |
| 2              | 1          | –     | –     | –     | –     | –     | 807         | 4              | 1          | –                 | –                 | –                 | –                 | –                 | 699         |
| 2              | 2          | 9     | 15    | G2    | D1    | G3    | 804         | 4              | 2          | 2 <sup>(1)</sup>  | 3 <sup>(1)</sup>  | C2 <sup>(1)</sup> | D3 <sup>(1)</sup> | C2 <sup>(1)</sup> | 696         |
| 2              | 3          | 10    | 16    | G1    | G4    | G2    | 801         | 4              | 3          | –                 | 4                 | D2                | D2                | B1                | 693         |
| 2              | 4          | –     | –     | –     | –     | –     | 798         | 4              | 4          | –                 | –                 | –                 | –                 | –                 | 690         |
| 2              | 5          | 11    | 17    | H4    | E1    | G1    | 795         | 4              | 5          | 3 <sup>(1)</sup>  | 5 <sup>(1)</sup>  | D3 <sup>(1)</sup> | E3 <sup>(1)</sup> | C1 <sup>(1)</sup> | 687         |
| 2              | 6          | 12    | 18    | H3    | G3    | G4    | 792         | 4              | 6          | 4                 | 6                 | E4                | C2                | D4                | 684         |
| 2              | 7          | –     | –     | –     | –     | –     | 789         | 4              | 7          | –                 | –                 | –                 | –                 | –                 | 681         |
| 2              | 8          | 13    | 19    | H2    | G2    | H1    | 786         | 4              | 8          | 5 <sup>(1)</sup>  | 7 <sup>(1)</sup>  | C1 <sup>(1)</sup> | D4 <sup>(1)</sup> | D3 <sup>(1)</sup> | 678         |
| 2              | 9          | –     | –     | H1    | F5    | H3    | 783         | 4              | 9          | –                 | –                 | D1                | B1                | D2                | 675         |
| 2              | 10         | 14    | 20    | J4    | F1    | H2    | 780         | 4              | 10         | –                 | 8                 | E3                | E4                | D1                | 672         |
| 2              | 11         | –     | –     | J3    | G5    | H4    | 777         | 4              | 11         | –                 | –                 | E2                | C1                | E3                | 669         |
| 2              | 12         | 15    | 21    | J2    | H2    | J1    | 774         | 4              | 12         | 6 <sup>(1)</sup>  | 9 <sup>(1)</sup>  | E1 <sup>(1)</sup> | E5 <sup>(1)</sup> | E2 <sup>(1)</sup> | 666         |
| 2              | 13         | –     | –     | –     | –     | –     | 771         | 4              | 13         | –                 | –                 | –                 | –                 | –                 | 663         |
| 2              | 14         | 16    | 22    | J1    | H4    | J2    | 768         | 4              | 14         | 7                 | 10                | F3                | E2                | E4                | 660         |
| 2              | 15         | 17    | 23    | K2    | G1    | J3    | 765         | 4              | 15         | –                 | 12                | F2                | F2                | F3                | 657         |
| 2              | 16         | –     | –     | –     | –     | –     | 762         | 4              | 16         | –                 | –                 | –                 | –                 | –                 | 654         |
| 2              | 17         | 19    | 25    | K1    | H3    | J4    | 759         | 4              | 17         | –                 | 14                | G3                | E6                | F4                | 651         |
| 2              | 18         | –     | –     | –     | –     | –     | 756         | 4              | 18         | –                 | –                 | –                 | –                 | –                 | 648         |

**Notes:**

1. Global control pin.
2. The pin-outs are the same for Pb-free versions of packages.

## XC95288XL I/O Pins (Continued)<sup>(2)</sup>

| Function Block | Macro cell | TQ144              | PQ208              | BG256             | FG256             | CS280             | BScan Order | Function Block | Macro cell | TQ144 | PQ208 | BG256 | FG256 | CS280 | BScan Order |
|----------------|------------|--------------------|--------------------|-------------------|-------------------|-------------------|-------------|----------------|------------|-------|-------|-------|-------|-------|-------------|
| 5              | 1          | –                  | –                  | –                 | –                 | –                 | 645         | 7              | 1          | –     | –     | –     | –     | –     | 537         |
| 5              | 2          | 34                 | 49                 | U3                | R1                | U1                | 642         | 7              | 2          | –     | 62    | W6    | R3    | W5    | 534         |
| 5              | 3          | –                  | 50                 | V2                | N3                | V1                | 639         | 7              | 3          | 45    | 63    | Y6    | M6    | U6    | 531         |
| 5              | 4          | –                  | –                  | –                 | –                 | –                 | 636         | 7              | 4          | –     | –     | –     | –     | –     | 528         |
| 5              | 5          | 35                 | 51                 | V3                | P2                | U2                | 633         | 7              | 5          | 46    | 64    | V7    | T3    | V6    | 525         |
| 5              | 6          | –                  | 54                 | Y2                | P4                | V3                | 630         | 7              | 6          | –     | 66    | U8    | T4    | W6    | 522         |
| 5              | 7          | –                  | –                  | –                 | –                 | –                 | 627         | 7              | 7          | –     | –     | –     | –     | –     | 519         |
| 5              | 8          | 38 <sup>(1)</sup>  | 55 <sup>(1)</sup>  | W4 <sup>(1)</sup> | P5 <sup>(1)</sup> | W2 <sup>(1)</sup> | 624         | 7              | 8          | –     | 67    | W7    | P7    | U7    | 516         |
| 5              | 9          | –                  | –                  | V4                | T2                | W3                | 621         | 7              | 9          | –     | –     | Y7    | T5    | V7    | 513         |
| 5              | 10         | 39                 | 56                 | U5                | N5                | T4                | 618         | 7              | 10         | –     | 69    | V8    | N7    | W7    | 510         |
| 5              | 11         | –                  | –                  | Y3                | R4                | U4                | 615         | 7              | 11         | –     | –     | W8    | R7    | T7    | 507         |
| 5              | 12         | 40                 | 57                 | Y4                | M5                | V4                | 612         | 7              | 12         | 48    | 70    | Y8    | M7    | W8    | 504         |
| 5              | 13         | –                  | –                  | –                 | –                 | –                 | 609         | 7              | 13         | –     | –     | –     | –     | –     | 501         |
| 5              | 14         | 41                 | 58                 | V5                | R5                | W4                | 606         | 7              | 14         | –     | 71    | U9    | T6    | U8    | 498         |
| 5              | 15         | 43                 | 60                 | V6                | R6                | V5                | 603         | 7              | 15         | 49    | 72    | V9    | N8    | V8    | 495         |
| 5              | 16         | –                  | –                  | –                 | –                 | –                 | 600         | 7              | 16         | –     | –     | –     | –     | –     | 492         |
| 5              | 17         | 44                 | 61                 | U7                | N6                | T5                | 597         | 7              | 17         | –     | 73    | W9    | T7    | T8    | 489         |
| 5              | 18         | –                  | –                  | –                 | –                 | –                 | 594         | 7              | 18         | –     | –     | –     | –     | –     | 486         |
| 6              | 1          | –                  | –                  | –                 | –                 | –                 | 591         | 8              | 1          | –     | –     | –     | –     | –     | 483         |
| 6              | 2          | 135                | 197                | D7                | A5                | D7                | 588         | 8              | 2          | 130   | 186   | A9    | E11   | B10   | 480         |
| 6              | 3          | 136                | 198                | C6                | D6                | A6                | 585         | 8              | 3          | 131   | 187   | B9    | A8    | C10   | 477         |
| 6              | 4          | –                  | –                  | –                 | –                 | –                 | 582         | 8              | 4          | –     | –     | –     | –     | –     | 474         |
| 6              | 5          | 137                | 199                | B5                | B5                | B6                | 579         | 8              | 5          | 132   | 188   | C9    | C8    | D10   | 471         |
| 6              | 6          | 138                | 200                | A4                | C6                | C6                | 576         | 8              | 6          | –     | 189   | D9    | B8    | A9    | 468         |
| 6              | 7          | –                  | –                  | –                 | –                 | –                 | 573         | 8              | 7          | –     | –     | –     | –     | –     | 465         |
| 6              | 8          | 139                | 201                | C5                | A4                | D6                | 570         | 8              | 8          | 133   | 191   | A8    | D8    | B9    | 462         |
| 6              | 9          | –                  | –                  | B4                | E7                | A5                | 567         | 8              | 9          | –     | –     | B8    | A7    | C9    | 459         |
| 6              | 10         | 140                | 202                | A3                | A3                | C5                | 564         | 8              | 10         | 134   | 192   | C8    | E9    | D9    | 456         |
| 6              | 11         | –                  | –                  | D5                | C5                | B5                | 561         | 8              | 11         | –     | –     | D8    | B7    | A8    | 453         |
| 6              | 12         | –                  | 203                | C4                | A2                | D5                | 558         | 8              | 12         | –     | 193   | A7    | D7    | B8    | 450         |
| 6              | 13         | –                  | –                  | –                 | –                 | –                 | 555         | 8              | 13         | –     | –     | –     | –     | –     | 447         |
| 6              | 14         | 142                | 205                | B2                | B4                | B4                | 552         | 8              | 14         | –     | 194   | B7    | A6    | C8    | 444         |
| 6              | 15         | 143 <sup>(1)</sup> | 206 <sup>(1)</sup> | A2 <sup>(1)</sup> | C4 <sup>(1)</sup> | C4 <sup>(1)</sup> | 549         | 8              | 15         | –     | 195   | B6    | B6    | B7    | 441         |
| 6              | 16         | –                  | –                  | –                 | –                 | –                 | 546         | 8              | 16         | –     | –     | –     | –     | –     | 438         |
| 6              | 17         | –                  | 208                | C3                | B3                | A3                | 543         | 8              | 17         | –     | 196   | A5    | E8    | C7    | 435         |
| 6              | 18         | –                  | –                  | –                 | –                 | –                 | 540         | 8              | 18         | –     | –     | –     | –     | –     | 432         |

### Notes:

1. Global control pin.
2. The pin-outs are the same for Pb-free versions of packages.



**XC95288XL I/O Pins (Continued)<sup>(2)</sup>**

| Function Block | Macro cell | TQ144 | PQ208 | BG256 | FG256 | CS280 | BScan Order | Function Block | Macro cell | TQ144 | PQ208 | BG256 | FG256 | CS280 | BScan Order |
|----------------|------------|-------|-------|-------|-------|-------|-------------|----------------|------------|-------|-------|-------|-------|-------|-------------|
| 9              | 1          | –     | –     | –     | –     | –     | 429         | 11             | 1          | –     | –     | –     | –     | –     | 321         |
| 9              | 2          | 50    | 74    | Y11   | R8    | U9    | 426         | 11             | 2          | –     | 87    | Y15   | P10   | W13   | 318         |
| 9              | 3          | 51    | 75    | W11   | P8    | T9    | 423         | 11             | 3          | 60    | 88    | V14   | T12   | V13   | 315         |
| 9              | 4          | –     | –     | –     | –     | –     | 420         | 11             | 4          | –     | –     | –     | –     | –     | 312         |
| 9              | 5          | 52    | 76    | V11   | T8    | W10   | 417         | 11             | 5          | 61    | 89    | W15   | N10   | U13   | 309         |
| 9              | 6          | 53    | 77    | U11   | M8    | V10   | 414         | 11             | 6          | –     | 90    | Y16   | T13   | T13   | 306         |
| 9              | 7          | –     | –     | –     | –     | –     | 411         | 11             | 7          | –     | –     | –     | –     | –     | 303         |
| 9              | 8          | 54    | 78    | Y12   | T9    | U10   | 408         | 11             | 8          | –     | 91    | U14   | M11   | W14   | 300         |
| 9              | 9          | –     | –     | W12   | P9    | W11   | 405         | 11             | 9          | –     | –     | Y17   | N11   | T14   | 297         |
| 9              | 10         | –     | 80    | V12   | R9    | V11   | 402         | 11             | 10         | 64    | 95    | V16   | T14   | W15   | 294         |
| 9              | 11         | 56    | 82    | U12   | M9    | U11   | 399         | 11             | 11         | 66    | 97    | Y18   | R12   | V15   | 291         |
| 9              | 12         | 57    | 83    | Y13   | T10   | T11   | 396         | 11             | 12         | 68    | 99    | V17   | T15   | W16   | 288         |
| 9              | 13         | –     | –     | –     | –     | –     | 393         | 11             | 13         | –     | –     | –     | –     | –     | 285         |
| 9              | 14         | 58    | 84    | W13   | M10   | W12   | 390         | 11             | 14         | 69    | 100   | Y19   | R14   | U16   | 282         |
| 9              | 15         | –     | 85    | V13   | R10   | V12   | 387         | 11             | 15         | –     | 101   | V18   | N13   | W17   | 279         |
| 9              | 16         | –     | –     | –     | –     | –     | 384         | 11             | 16         | –     | –     | –     | –     | –     | 276         |
| 9              | 17         | 59    | 86    | W14   | T11   | T12   | 381         | 11             | 17         | 70    | 102   | W19   | R13   | W18   | 273         |
| 9              | 18         | –     | –     | –     | –     | –     | 378         | 11             | 18         | –     | –     | –     | –     | –     | 270         |
| 10             | 1          | –     | –     | –     | –     | –     | 375         | 12             | 1          | –     | –     | –     | –     | –     | 267         |
| 10             | 2          | 117   | 170   | A14   | B11   | C14   | 372         | 12             | 2          | 110   | 158   | B18   | B13   | B19   | 264         |
| 10             | 3          | 118   | 171   | C13   | D11   | B14   | 369         | 12             | 3          | 111   | 159   | C17   | B14   | B18   | 261         |
| 10             | 4          | –     | –     | –     | –     | –     | 366         | 12             | 4          | –     | –     | –     | –     | –     | 258         |
| 10             | 5          | 119   | 173   | B13   | A11   | A14   | 363         | 12             | 5          | 112   | 160   | D16   | C13   | B17   | 255         |
| 10             | 6          | 120   | 174   | A13   | D10   | C13   | 360         | 12             | 6          | –     | 161   | A18   | A15   | A18   | 252         |
| 10             | 7          | –     | –     | –     | –     | –     | 357         | 12             | 7          | –     | –     | –     | –     | –     | 249         |
| 10             | 8          | 121   | 175   | D12   | B10   | B13   | 354         | 12             | 8          | 113   | 162   | A17   | C12   | A17   | 246         |
| 10             | 9          | –     | –     | C12   | E12   | A13   | 351         | 12             | 9          | –     | –     | C16   | B12   | D16   | 243         |
| 10             | 10         | 124   | 178   | A12   | F12   | A12   | 348         | 12             | 10         | 115   | 164   | A16   | D13   | C16   | 240         |
| 10             | 11         | 125   | 179   | B11   | B9    | C12   | 345         | 12             | 11         | –     | 165   | C15   | A14   | B16   | 237         |
| 10             | 12         | 126   | 180   | C11   | C9    | B12   | 342         | 12             | 12         | 116   | 166   | D14   | E13   | A16   | 234         |
| 10             | 13         | –     | –     | –     | –     | –     | 339         | 12             | 13         | –     | –     | –     | –     | –     | 231         |
| 10             | 14         | 128   | 182   | B10   | A9    | B11   | 336         | 12             | 14         | –     | 167   | B15   | A13   | C15   | 228         |
| 10             | 15         | –     | 183   | C10   | D9    | C11   | 333         | 12             | 15         | –     | 168   | A15   | C11   | B15   | 225         |
| 10             | 16         | –     | –     | –     | –     | –     | 330         | 12             | 16         | –     | –     | –     | –     | –     | 222         |
| 10             | 17         | 129   | 185   | D10   | E10   | A10   | 327         | 12             | 17         | –     | 169   | C14   | A12   | D15   | 219         |
| 10             | 18         | –     | –     | –     | –     | –     | 324         | 12             | 18         | –     | –     | –     | –     | –     | 216         |

**Notes:**

1. Global control pin.
2. The pin-outs are the same for Pb-free versions of packages.

## XC95288XL I/O Pins (Continued)<sup>(2)</sup>

| Function Block | Macro cell | TQ144 | PQ208 | BG256 | FG256 | CS280 | BScan Order | Function Block | Macro cell | TQ144 | PQ208 | BG256 | FG256 | CS280 | BScan Order |
|----------------|------------|-------|-------|-------|-------|-------|-------------|----------------|------------|-------|-------|-------|-------|-------|-------------|
| 13             | 1          | –     | –     | –     | –     | –     | 213         | 15             | 1          | –     | –     | –     | –     | –     | 105         |
| 13             | 2          | 71    | 103   | Y20   | P13   | V17   | 210         | 15             | 2          | 79    | 117   | P19   | M12   | P16   | 102         |
| 13             | 3          | –     | 106   | V19   | P15   | U18   | 207         | 15             | 3          | 80    | 118   | P20   | M16   | P19   | 99          |
| 13             | 4          | –     | –     | –     | –     | –     | 204         | 15             | 4          | –     | –     | –     | –     | –     | 96          |
| 13             | 5          | –     | 107   | U19   | N14   | V19   | 201         | 15             | 5          | –     | 119   | N17   | K14   | N17   | 93          |
| 13             | 6          | –     | 109   | T17   | R16   | U19   | 198         | 15             | 6          | –     | 120   | N18   | L16   | N18   | 90          |
| 13             | 7          | –     | –     | –     | –     | –     | 195         | 15             | 7          | –     | –     | –     | –     | –     | 87          |
| 13             | 8          | 74    | 110   | V20   | N15   | T16   | 192         | 15             | 8          | 81    | 121   | N19   | K13   | N19   | 84          |
| 13             | 9          | –     | –     | U20   | M15   | T17   | 189         | 15             | 9          | –     | –     | N20   | K15   | N16   | 81          |
| 13             | 10         | –     | 111   | T18   | M13   | T18   | 186         | 15             | 10         | 82    | 122   | M17   | L12   | M19   | 78          |
| 13             | 11         | 75    | 112   | T19   | P16   | T19   | 183         | 15             | 11         | 83    | 123   | M18   | K16   | M17   | 75          |
| 13             | 12         | –     | 113   | R18   | N16   | R18   | 180         | 15             | 12         | 85    | 125   | M20   | J14   | M16   | 72          |
| 13             | 13         | –     | –     | –     | –     | –     | 177         | 15             | 13         | –     | –     | –     | –     | –     | 69          |
| 13             | 14         | 76    | 114   | P17   | M14   | R16   | 174         | 15             | 14         | 86    | 126   | L19   | J15   | L19   | 66          |
| 13             | 15         | 77    | 115   | R20   | L15   | R19   | 171         | 15             | 15         | 87    | 127   | L18   | J13   | L18   | 63          |
| 13             | 16         | –     | –     | –     | –     | –     | 168         | 15             | 16         | –     | –     | –     | –     | –     | 60          |
| 13             | 17         | 78    | 116   | P18   | L13   | P17   | 165         | 15             | 17         | 88    | 128   | L20   | J16   | L17   | 57          |
| 13             | 18         | –     | –     | –     | –     | –     | 162         | 15             | 18         | –     | –     | –     | –     | –     | 54          |
| 14             | 1          | –     | –     | –     | –     | –     | 159         | 16             | 1          | –     | –     | –     | –     | –     | 51          |
| 14             | 2          | –     | 144   | G19   | F15   | G19   | 156         | 16             | 2          | 91    | 131   | K19   | K12   | L16   | 48          |
| 14             | 3          | 100   | 145   | F19   | E15   | G16   | 153         | 16             | 3          | 92    | 133   | K18   | J12   | K18   | 45          |
| 14             | 4          | –     | –     | –     | –     | –     | 150         | 16             | 4          | –     | –     | –     | –     | –     | 42          |
| 14             | 5          | 101   | 146   | E20   | F13   | F19   | 147         | 16             | 5          | 93    | 134   | K17   | H15   | K17   | 39          |
| 14             | 6          | 102   | 147   | G17   | D16   | F18   | 144         | 16             | 6          | 94    | 135   | J20   | H14   | K16   | 36          |
| 14             | 7          | –     | –     | –     | –     | –     | 141         | 16             | 7          | –     | –     | –     | –     | –     | 33          |
| 14             | 8          | 103   | 148   | F18   | F14   | F17   | 138         | 16             | 8          | 95    | 136   | J19   | G16   | J19   | 30          |
| 14             | 9          | –     | –     | E19   | C16   | F16   | 135         | 16             | 9          | –     | –     | J18   | H13   | J18   | 27          |
| 14             | 10         | 104   | 149   | D20   | E14   | E19   | 132         | 16             | 10         | 96    | 137   | J17   | G15   | J17   | 24          |
| 14             | 11         | 105   | 150   | E18   | D15   | E17   | 129         | 16             | 11         | 97    | 138   | H20   | H16   | J16   | 21          |
| 14             | 12         | –     | 151   | D19   | G12   | E18   | 126         | 16             | 12         | 98    | 139   | H19   | F16   | H19   | 18          |
| 14             | 13         | –     | –     | –     | –     | –     | 123         | 16             | 13         | –     | –     | –     | –     | –     | 15          |
| 14             | 14         | 106   | 152   | C20   | C15   | E16   | 120         | 16             | 14         | –     | 140   | H18   | H12   | H18   | 12          |
| 14             | 15         | 107   | 154   | D18   | D14   | D18   | 117         | 16             | 15         | –     | 142   | H17   | E16   | H17   | 9           |
| 14             | 16         | –     | –     | –     | –     | –     | 114         | 16             | 16         | –     | –     | –     | –     | –     | 6           |
| 14             | 17         | –     | 155   | C18   | B16   | D17   | 111         | 16             | 17         | –     | 143   | G20   | G14   | H16   | 3           |
| 14             | 18         | –     | –     | –     | –     | –     | 108         | 16             | 18         | –     | –     | –     | –     | –     | 0           |

**Notes:**

1. Global control pin.
2. The pin-outs are the same for Pb-free versions of packages.

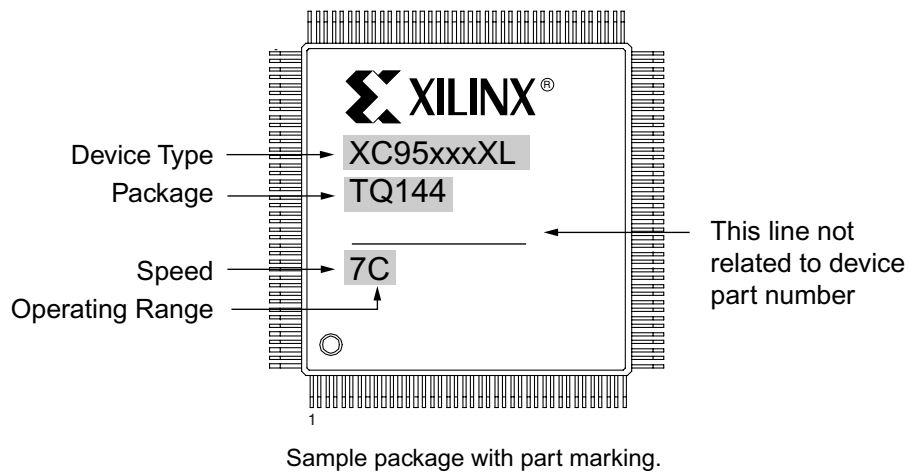
## XC95288XL Global, JTAG and Power Pins<sup>(1)</sup>

| Pin Type                     | TQ144  | PQ208   | BG256   | FG256  | CS280   |
|------------------------------|--|---|---|--|---|
| I/O/GCK1                     | 30   | 44  | T2  | M2   | R3  |
| I/O/GCK2                     | 32   | 46  | U2  | M3   | T1  |
| I/O/GCK3                     | 38   | 55  | W4  | P5   | W2  |
| I/O/GTS1                     | 5  | 7   | C1  | D4   | D3  |
| I/O/GTS2                     | 6  | 9   | E1  | E5   | E2  |
| I/O/GTS3                     | 2  | 3   | C2  | D3   | C2  |
| I/O/GTS4                     | 3  | 5   | D3  | E3   | C1  |
| I/O/GSR                      | 143  | 206   | A2  | C4   | C4  |
| TCK                          | 67   | 98  | U16   | P12  | T15   |
| TDI                          | 63   | 94  | W16   | R11  | U14   |
| TDO                          | 122  | 176   | B12   | A10  | D13   |
| TMS                          | 65   | 96  | W17   | N12  | U15   |
| V <sub>CCINT</sub> 3.3V      | 8, 42, 84, 141   | 11, 59, 124, 153, 204   | F1, P2, W5, Y9, V10, U13, W18, T20, M19, F20, E17, B17, B14, A10, C7, B3, G4  | F4, F7, G6, H6, J6, K6, L7, F8, L8, F9, L9, F10, L10, G11, H11, J11, K11   | E1, F2, N3, U5, W9, V9, U12, V16, R17, M18, G18, D19, C18, A15, A11, D8, A4   |
| V <sub>CCIO</sub> 2.5V/3.3 V | 1, 37, 55, 73, 109, 127                                | 1, 26, 53, 65, 79, 92, 105, 132, 157, 172, 181, 184                                 | D4, D6, D11, D15, D17, F4, F17, K4, L17, R4, R17, U4, U6, U10, U15, U17   | F3, K4, D5, F6, L6, P6, C7, N9, C10, F11, L11, P11, D12, G13, L14  | C3, F1, K1, N4, V2 T6, T10, V14, V18, P18, K19, G17, C19, D14, D12, D11, A7   |
| GND                          | 18, 29, 36, 47, 62, 72, 89, 90, 99, 108, 114, 123, 144 | 2, 13, 24, 27, 42, 52, 68, 81, 93, 104, 108, 129, 130, 141, 156, 163, 177, 190, 207 | B1, K3, T1, Y5, W10, Y10, Y14, V15, U18, R19, K20, G18, B16, D13, A11, A6, J9, J10, J11, J12, K9, K10, K11, K12, L9, L10, L11, L12, M9, M10, M11, M12 | A1, A16, C14, T1, B2, B15, R2, C3, P3, G7, H7, J7, K7, G8, H8, J8, K8, G9, H9, J9, K9, G10, H10, J10, K10, P14, R15, T16 | E5, F5, G5, H5, J5, K5, L5, M5, N5, R5, R6, R7, R8, R9, R10, R11, R12, R13, R14, R15, P15, N15, M15, L15, K15, J15, H15, G15, F15, E15, E14, E13, E12, E11, E10, E9, E8, E7, E6, P5 |
| No Connects                  | –  | –   | A1, A19, A20, B19, B20, C19, W1, W2, W3, W20, Y1  | –  | A1, B2, W1, U3, W19, U17, A19, C17, A2, B3  |

**Notes:**

1. The pin-outs are the same for Pb-free versions of packages.

## Device Part Marking and Ordering Combination Information

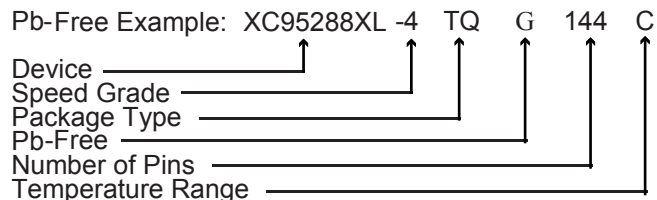
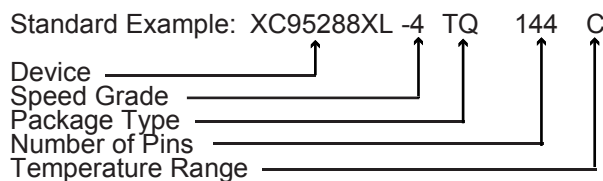


| Device Ordering and Part Marking Number | Speed (pin-to-pin delay) | Pkg. Symbol | No. of Pins | Package Type                     | Operating Range <sup>(1)</sup> |
|---|--------------------------|-------------|-------------|----------------------------------|--------------------------------|
| XC95288XL-6TQ144C                       | 6 ns                     | TQ144       | 144-pin     | Thin Quad Flat Pack              | C                              |
| XC95288XL-6PQ208C                       | 6 ns                     | PQ208       | 208-pin     | Plastic Quad Flat Package        | C                              |
| XC95288XL-6BG256C                       | 6 ns                     | BG256       | 256-ball    | Plastic Ball Grid Array          | C                              |
| XC95288XL-6FG256C                       | 6 ns                     | FG256       | 256-ball    | Plastic Fineline Ball Grid Array | C                              |
| XC95288XL-6CS280C                       | 6 ns                     | CS280       | 280-ball    | Chipscale Package                | C                              |
| XC95288XL-7TQ144C                       | 7.5 ns                   | TQ144       | 144-pin     | Thin Quad Flat Pack              | C                              |
| XC95288XL-7PQ208C                       | 7.5 ns                   | PQ208       | 208-pin     | Plastic Quad Flat Package        | C                              |
| XC95288XL-7BG256C                       | 7.5 ns                   | BG256       | 256-ball    | Plastic Ball Grid Array          | C                              |
| XC95288XL-7FG256C                       | 7.5 ns                   | FG256       | 256-ball    | Plastic Fineline Ball Grid Array | C                              |
| XC95288XL-7CS280C                       | 7.5 ns                   | CS280       | 280-pin     | Chipscale Package                | C                              |
| XC95288XL-7TQ144I                       | 7.5 ns                   | TQ144       | 144-pin     | Thin Quad Flat Pack              | I                              |
| XC95288XL-7PQ208I                       | 7.5 ns                   | PQ208       | 208-pin     | Plastic Quad Flat Package        | I                              |
| XC95288XL-7BG256I                       | 7.5 ns                   | BG256       | 256-ball    | Plastic Ball Grid Array          | I                              |
| XC95288XL-7FG256I                       | 7.5 ns                   | FG256       | 256-ball    | Plastic Fineline Ball Grid Array | I                              |
| XC95288XL-7CS280I                       | 7.5 ns                   | CS280       | 280-pin     | Chipscale Package                | I                              |
| XC95288XL-10TQ144C                      | 10 ns                    | TQ144       | 144-pin     | Thin Quad Flat Pack              | C                              |
| XC95288XL-10PQ208C                      | 10 ns                    | PQ208       | 208-pin     | Plastic Quad Flat Package        | C                              |
| XC95288XL-10BG256C                      | 10 ns                    | BG256       | 256-ball    | Plastic Ball Grid Array          | C                              |
| XC95288XL-10FG256C                      | 10 ns                    | FG256       | 256-ball    | Plastic Fineline Ball Grid Array | C                              |
| XC95288XL-10CS280C                      | 10 ns                    | CS280       | 280-ball    | Chipscale Package                | C                              |
| XC95288XL-10TQ144I                      | 10 ns                    | TQ144       | 144-pin     | Thin Quad Flat Pack              | I                              |
| XC95288XL-10PQ208I                      | 10 ns                    | PQ208       | 208-pin     | Plastic Quad Flat Package        | I                              |
| XC95288XL-10BG256I                      | 10 ns                    | BG256       | 256-ball    | Plastic Ball Grid Array          | I                              |
| XC95288XL-10FG256I                      | 10 ns                    | FG256       | 256-ball    | Plastic Fineline Ball Grid Array | I                              |
| XC95288XL-10CS280I                      | 10 ns                    | CS280       | 280-ball    | Chipscale Package                | I                              |
| XC95288XL-6TQG144C                      | 6 ns                     | TQG144      | 144-pin     | Thin Quad Flat Pack; Pb-free     | C                              |

| Device Ordering and Part Marking Number | Speed (pin-to-pin delay) | Pkg. Symbol | No. of Pins | Package Type                              | Operating Range <sup>(1)</sup> |
|---|--------------------------|-------------|-------------|---|--------------------------------|
| XC95288XL-6PQG208C                      | 6 ns                     | PQG208      | 208-pin     | Plastic Quad Flat Package; Pb-free        | C                              |
| XC95288XL-6BGG256C                      | 6 ns                     | BGG256      | 256-ball    | Plastic Ball Grid Array; Pb-free          | C                              |
| XC95288XL-6FGG256C                      | 6 ns                     | FGG256      | 256-ball    | Plastic Fineline Ball Grid Array; Pb-free | C                              |
| XC95288XL-6CSG280C                      | 6 ns                     | CSG280      | 280-ball    | Chipscale Package; Pb-free                | C                              |
| XC95288XL-7TQG144C                      | 7.5 ns                   | TQG144      | 144-pin     | Thin Quad Flat Pack; Pb-free              | C                              |
| XC95288XL-7PQG208C                      | 7.5 ns                   | PQG208      | 208-pin     | Plastic Quad Flat Package; Pb-free        | C                              |
| XC95288XL-7BGG256C                      | 7.5 ns                   | BGG256      | 256-ball    | Plastic Ball Grid Array; Pb-free          | C                              |
| XC95288XL-7FGG256C                      | 7.5 ns                   | FGG256      | 256-ball    | Plastic Fineline Ball Grid Array; Pb-free | C                              |
| XC95288XL-7CSG280C                      | 7.5 ns                   | CSG280      | 280-pin     | Chipscale Package; Pb-free                | C                              |
| XC95288XL-7TQG144I                      | 7.5 ns                   | TQG144      | 144-pin     | Thin Quad Flat Pack; Pb-free              | I                              |
| XC95288XL-7PQG208I                      | 7.5 ns                   | PQG208      | 208-pin     | Plastic Quad Flat Package; Pb-free        | I                              |
| XC95288XL-7BGG256I                      | 7.5 ns                   | BGG256      | 256-ball    | Plastic Ball Grid Array; Pb-free          | I                              |
| XC95288XL-7FGG256I                      | 7.5 ns                   | FGG256      | 256-ball    | Plastic Fineline Ball Grid Array; Pb-free | I                              |
| XC95288XL-7CSG280I                      | 7.5 ns                   | CSG280      | 280-pin     | Chipscale Package; Pb-free                | I                              |
| XC95288XL-10TQG144C                     | 10 ns                    | TQG144      | 144-pin     | Thin Quad Flat Pack; Pb-free              | C                              |
| XC95288XL-10PQG208C                     | 10 ns                    | PQG208      | 208-pin     | Plastic Quad Flat Package; Pb-free        | C                              |
| XC95288XL-10BGG256C                     | 10 ns                    | BGG256      | 256-ball    | Plastic Ball Grid Array; Pb-free          | C                              |
| XC95288XL-10FGG256C                     | 10 ns                    | FGG256      | 256-ball    | Plastic Fineline Ball Grid Array; Pb-free | C                              |
| XC95288XL-10CSG280C                     | 10 ns                    | CSG280      | 280-ball    | Chipscale Package; Pb-free                | C                              |
| XC95288XL-10TQG144I                     | 10 ns                    | TQG144      | 144-pin     | Thin Quad Flat Pack; Pb-free              | I                              |
| XC95288XL-10PQG208I                     | 10 ns                    | PQG208      | 208-pin     | Plastic Quad Flat Package; Pb-free        | I                              |
| XC95288XL-10BGG256I                     | 10 ns                    | BGG256      | 256-ball    | Plastic Ball Grid Array; Pb-free          | I                              |
| XC95288XL-10FGG256I                     | 10 ns                    | FGG256      | 256-ball    | Plastic Fineline Ball Grid Array; Pb-free | I                              |
| XC95288XL-10CSG280I                     | 10 ns                    | CSG280      | 280-ball    | Chipscale Package; Pb-free                | I                              |

**Notes:**

1. C = Commercial:  $T_A = 0^\circ$  to  $+70^\circ\text{C}$ ; I = Industrial:  $T_A = -40^\circ$  to  $+85^\circ\text{C}$



## Warranty Disclaimer

THESE PRODUCTS ARE SUBJECT TO THE TERMS OF THE XILINX LIMITED WARRANTY WHICH CAN BE VIEWED AT <http://www.xilinx.com/warranty.htm>. THIS LIMITED WARRANTY DOES NOT EXTEND TO ANY USE OF THE PRODUCTS IN AN APPLICATION OR ENVIRONMENT THAT IS NOT WITHIN THE SPECIFICATIONS STATED ON THE THEN-CURRENT XILINX DATA SHEET FOR THE PRODUCTS. PRODUCTS ARE NOT DESIGNED TO BE FAIL-SAFE AND ARE NOT WARRANTED FOR USE IN APPLICATIONS THAT POSE A RISK OF PHYSICAL HARM OR LOSS OF LIFE. USE OF PRODUCTS IN SUCH APPLICATIONS IS FULLY AT THE RISK OF CUSTOMER SUBJECT TO APPLICABLE LAWS AND REGULATIONS.

## Further Reading

The following Xilinx links go to relevant XC9500XL CPLD documentation, including XAPP111, Using the XC9500XL Timing Model, and XAPP784, Bulletproof CPLD Design Practices. Simply click on the link and scroll down.

[Data Sheets, Application Notes, and White Papers.](#)

[Packaging](#)

## Revision History

The following table shows the revision history for this document.

| Date     | Version | Revision  |
|----------|---------|---|
| 09/28/98 | 1.0     | Initial Xilinx release.   |
| 02/05/99 | 1.1     | Updated pinouts to reflect BG256 (replaces BG352).  |
| 06/07/99 | 1.2     | Added -7 speed and CS280 package.   |
| 02/08/01 | 1.3     | Updated -6 AC and timing parameters, added FG256 package.   |
| 03/19/01 | 1.4     | Pinout corrections.   |
| 06/20/02 | 1.5     | Updated $I_{CC}$ equation, page 1. Updated Component Availability Chart: added -7 Industrial. Added additional $I_{IH}$ test conditions and measurements to DC Characteristics table. |
| 05/27/03 | 1.6     | Updated $T_{SOL}$ from 260 to 220°C. Added Part Marking and Updated Ordering Information.   |
| 08/21/03 | 1.7     | Updated Package Device Marking Pin 1 orientation.   |
| 07/15/04 | 1.8     | Added Pb-free documentation   |
| 09/15/04 | 1.9     | Added $T_{APRPW}$ specification to AC Characteristics.  |
| 03/22/06 | 2.0     | Add Warranty Disclaimer.  |
| 04/03/07 | 2.1     | Add programming temperature range warning on page 1.  |



Компания «ЭлектроПласт» предлагает заключение долгосрочных отношений при поставках импортных электронных компонентов на взаимовыгодных условиях!

Наши преимущества:

- Оперативные поставки широкого спектра электронных компонентов отечественного и импортного производства напрямую от производителей и с крупнейших мировых складов;
- Поставка более 17-ти миллионов наименований электронных компонентов;
- Поставка сложных, дефицитных, либо снятых с производства позиций;
- Оперативные сроки поставки под заказ (от 5 рабочих дней);
- Экспресс доставка в любую точку России;
- Техническая поддержка проекта, помощь в подборе аналогов, поставка прототипов;
- Система менеджмента качества сертифицирована по Международному стандарту ISO 9001;
- Лицензия ФСБ на осуществление работ с использованием сведений, составляющих государственную тайну;
- Поставка специализированных компонентов (Xilinx, Altera, Analog Devices, Intersil, Interpoint, Microsemi, Aeroflex, Peregrine, Syfer, Eurofarad, Texas Instrument, Miteq, Cobham, E2V, MA-COM, Hittite, Mini-Circuits, General Dynamics и др.);

Помимо этого, одним из направлений компании «ЭлектроПласт» является направление «Источники питания». Мы предлагаем Вам помощь Конструкторского отдела:

- Подбор оптимального решения, техническое обоснование при выборе компонента;
- Подбор аналогов;
- Консультации по применению компонента;
- Поставка образцов и прототипов;
- Техническая поддержка проекта;
- Защита от снятия компонента с производства.



#### Как с нами связаться

**Телефон:** 8 (812) 309 58 32 (многоканальный)

**Факс:** 8 (812) 320-02-42

**Электронная почта:** [org@eplast1.ru](mailto:org@eplast1.ru)

**Адрес:** 198099, г. Санкт-Петербург, ул. Калинина, дом 2, корпус 4, литера А.