

**Power PCB Relay RT1 Inrush**

- 1 pole 16 A, 1 CO or 1 NO contact
- For inrush peak currents up to 80 A
- Sensitive coil 400 mW
- 5 kV / 10 mm coil-contact
- Reinforced insulation
- Ambient temperature 85°C
- RoHS compliant (Directive 2002/95/EC) as per product date code 0413



F0177-B

**Applications**

Domestic appliances, heating control, lighting control

**Approvals**

VDE REG.-Nr. 6106, **CE** us E214025  
 Technical data of approved types on request

**Contact data**

Contact configuration	1 CO or 1 NO
Contact set	single contact
Type of interruption	micro disconnection
Rated current	16 A
Rated voltage / max.switching voltage AC	240/400 VAC
Limiting continuous current	UL: 20 A
Maximum breaking capacity AC	4000 VA
Limiting making capacity, max 4 s, duty factor 10% max 20 ms (incandescent lamps)	30 A 80 A
Contact material	AgNi 90/10, AgSnO <sub>2</sub>
Mechanical endurance	> 30 x 10 <sup>6</sup> cycles
Rated frequency of operation with / without load	6 / 1200 min <sup>-1</sup>

**Contact ratings**

Type	Load	Cycles
RT31K	1000 W incandescent lamp, 250 VAC, NO contact	9x10 <sup>4</sup>
RT31L	1000 W incandescent lamp, 250 VAC, NO contact	8x10 <sup>4</sup>
RT31K	16 A, 240 VAC, NO contact, 85°C, VDE/UL508	3x10 <sup>4</sup>
RT31L	16 A, 240 VAC, NO contact, 85°C, VDE/UL508	5x10 <sup>4</sup>
RT31L	21/3,5 A, 230 VAC, compressor, cosφ=0,5, NO contact	2,3x10 <sup>5</sup>

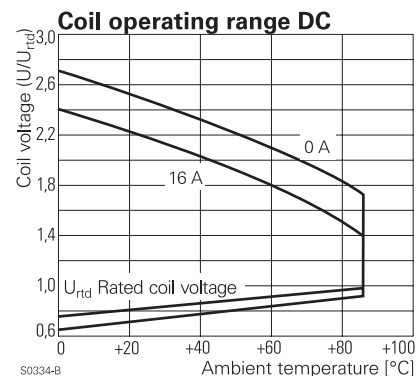
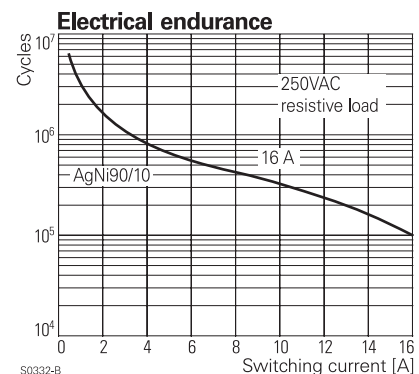
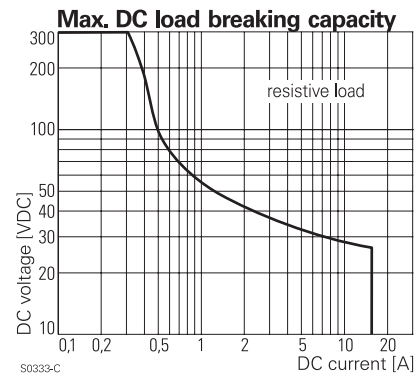
**Coil data, DC-coil**

Rated coil voltage range DC coil	5...110 VDC
Coil power DC coil	typ 400 mW
Operative range	2
Coil insulation system according UL1446	class F

**Coil versions, DC-coil**

Coil code	Rated voltage VDC	Operate voltage VDC	Release voltage VDC	Coil resistance Ω	Rated coil power mW
<b>012</b>	<b>12</b>	<b>8.4</b>	<b>1.2</b>	<b>360±10%</b>	<b>400</b>
<b>024</b>	<b>24</b>	<b>16.8</b>	<b>2.4</b>	<b>1440±10%</b>	<b>400</b>
048	48	33.6	4.8	5520±10%	417
060	60	42.0	6.0	8570±12%	420

All figures are given for coil without preenergization, at ambient temperature +23°C  
 Other coil voltages on request



Coil data, bistable coils	1 coil	2 coils
Coil power	typ 400 mW	typ 600 mW
Operative range	2	
Limiting voltage, % of rated coil voltage	120%	150%
Minimum energization duration	30 ms	
Maximum energization duration	1 min at < 10% DF	
Coil insulation system according UL1446	class F	

**Coil versions, bistable coil**

Coil code	Rated voltage VDC	Operate voltage VDC	Reset voltage VDC	Coil resistance $\Omega$	Rated coil power mW
<b>bistable, 1 coil</b>					
A05	5	3.5	3.5	62 ± 10%	403
A06	6	4.2	4.2	90 ± 10%	400
<b>A12</b>	<b>12</b>	<b>8.4</b>	<b>8.4</b>	<b>360 ± 10%</b>	<b>400</b>
<b>A24</b>	<b>24</b>	<b>16.8</b>	<b>16.8</b>	<b>1440 ± 10%</b>	<b>400</b>

**bistable, 2 coils**

F05	5	3.5	3.5	42 ± 10%	595
F06	6	4.2	4.2	55 ± 10%	655
<b>F12</b>	<b>12</b>	<b>8.4</b>	<b>8.4</b>	<b>240 ± 10%</b>	<b>600</b>
<b>F24</b>	<b>24</b>	<b>16.8</b>	<b>16.8</b>	<b>886 ± 10%</b>	<b>650</b>

All figures are given for coil without preenergization, at ambient temperature +23°C  
Other coil voltages on request

**Coils - operation**

Version	1 coil		2 coils		
Coil terminals	A1	A2	A1	A3	A2
Pull-in	+	-		+	-
Reset	-	+	-	+	

Contact position not defined at delivery

**Insulation**

Dielectric strength coil-contact circuit	5000 V <sub>rms</sub>		
open contact circuit	1000 V <sub>rms</sub>		
Clearance / creepage coil-contact circuit	≥ 10 / 10 mm		
Material group of insulation parts	≥ IIIa		
Tracking index of relay base	PTI 250 V		
Insulation to IEC 60664-1			
Type of insulation coil-contact circuit	reinforced		
open contact circuit	functional		
Rated insulation voltage	250 V		
Pollution degree	3		2
Rated voltage system	240 V		400 V
Overtoltage category	III		

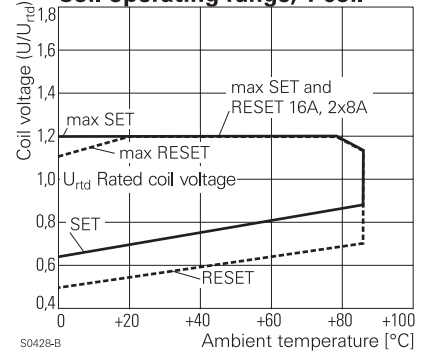
**Other data**

RoHS - Directive 2002/95/EC	compliant as per product date code 0413		
Flammability class according to UL94	V-0		
Ambient temperature range DC coil	-40...+85°C		
bistable 1 coil	-10...+85°C		
bistable 2 coils	-40...+85°C		
Operate- / release time DC coil	typ 8 / 3 ms		
Operate- / reset time bistable	typ 5 / 4 ms		
Bounce time NO / NC contact	typ 2 / 3 ms		
Vibration resistance DC coil (function) NO / NC contact	20 / 5 g, 30 ... 500 Hz		
Shock resistance (destruction)	100 g		
Category of protection	RTII - flux proof		
Mounting	pcb or on socket		
Mounting distance	0 mm		
Resistance to soldering heat flux-proof version	270 °C / 10 s		
Relay weight	14 g		
Packaging unit DC coil, bistable 1 coil	20 / 500 pcs		
bistable 2 coils	100 pcs		

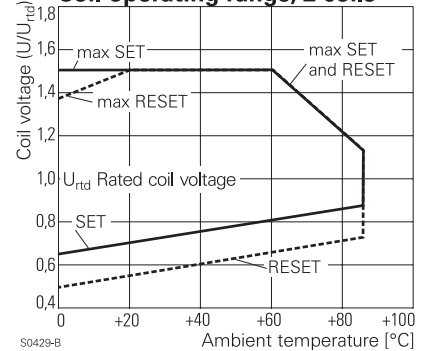
**Accessories**

For details see datasheet Accessories Power Relay RT

**Coil operating range, 1 coil**



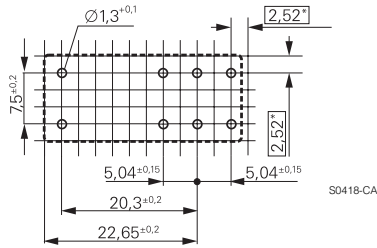
**Coil operating range, 2 coils**



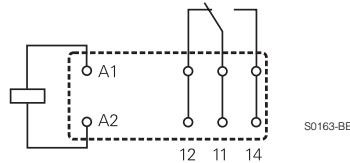
**PCB layout / terminal assignment**

Bottom view on solder pins

16 A, 1 CO contact, pinning 5 mm

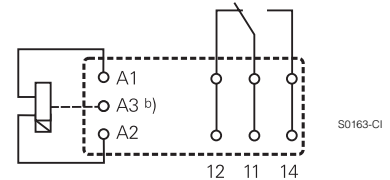


monostable version



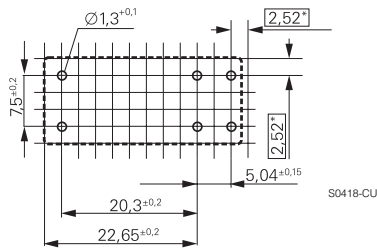
S0163-BE

bistable version a)

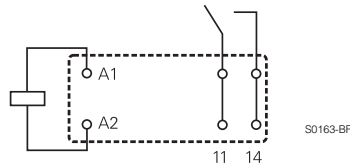


S0163-CI

16 A, 1 NO contact, pinning 5 mm

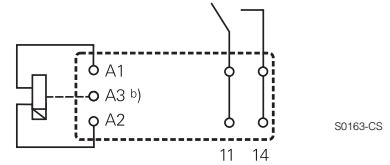


monostable version



S0163-BF

bistable version a)



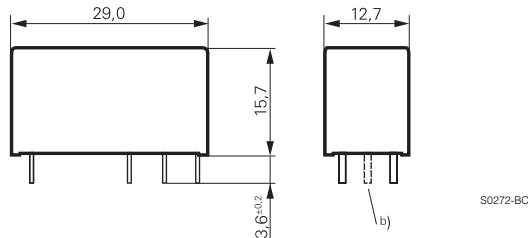
S0163-CS

a) Indicated contact position during or after coil energization with reset voltage.

b) for 2 coil version only

\*) With the recommended PCB hole sizes a grid pattern from 2.5 mm to 2.54 mm can be used.

**Dimensions**



S0272-BC

**Product key**

Type

Version

**3** 16 A, pinning 5 mm, flux proof

Contact configuration

**1** 1 CO contact **3** 1 NO contact

Contact material

**K** AgNi 90/10 **L** AgSnO<sub>2</sub>

Coil

Coil code: please refer to coil versions table, preferred types in bold print

<b>R</b>	<b>T</b>	<b>3</b>				
----------	----------	----------	--	--	--	--

Product key	Version	Contacts	Contact material	Coil	Part number
RT33K012	16 A	1 NO contact	AgNi 90/10	12 VDC	2-1393240-3
RT33K024	pinning 5 mm			24 VDC	2-1393240-4
RT33K048				48 VDC	2-1393240-5
RT33L012			AgSnO <sub>2</sub>	12 VDC	3-1393240-3
RT33L024				24 VDC	3-1393240-5
RT33L048				48 VDC	3-1393240-6



Компания «ЭлектроПласт» предлагает заключение долгосрочных отношений при поставках импортных электронных компонентов на взаимовыгодных условиях!

Наши преимущества:

- Оперативные поставки широкого спектра электронных компонентов отечественного и импортного производства напрямую от производителей и с крупнейших мировых складов;
- Поставка более 17-ти миллионов наименований электронных компонентов;
- Поставка сложных, дефицитных, либо снятых с производства позиций;
- Оперативные сроки поставки под заказ (от 5 рабочих дней);
- Экспресс доставка в любую точку России;
- Техническая поддержка проекта, помощь в подборе аналогов, поставка прототипов;
- Система менеджмента качества сертифицирована по Международному стандарту ISO 9001;
- Лицензия ФСБ на осуществление работ с использованием сведений, составляющих государственную тайну;
- Поставка специализированных компонентов (Xilinx, Altera, Analog Devices, Intersil, Interpoint, Microsemi, Aeroflex, Peregrine, Syfer, Eurofarad, Texas Instrument, Miteq, Cobham, E2V, MA-COM, Hittite, Mini-Circuits, General Dynamics и др.);

Помимо этого, одним из направлений компании «ЭлектроПласт» является направление «Источники питания». Мы предлагаем Вам помощь Конструкторского отдела:

- Подбор оптимального решения, техническое обоснование при выборе компонента;
- Подбор аналогов;
- Консультации по применению компонента;
- Поставка образцов и прототипов;
- Техническая поддержка проекта;
- Защита от снятия компонента с производства.



#### Как с нами связаться

**Телефон:** 8 (812) 309 58 32 (многоканальный)

**Факс:** 8 (812) 320-02-42

**Электронная почта:** [org@eplast1.ru](mailto:org@eplast1.ru)

**Адрес:** 198099, г. Санкт-Петербург, ул. Калинина, дом 2, корпус 4, литера А.