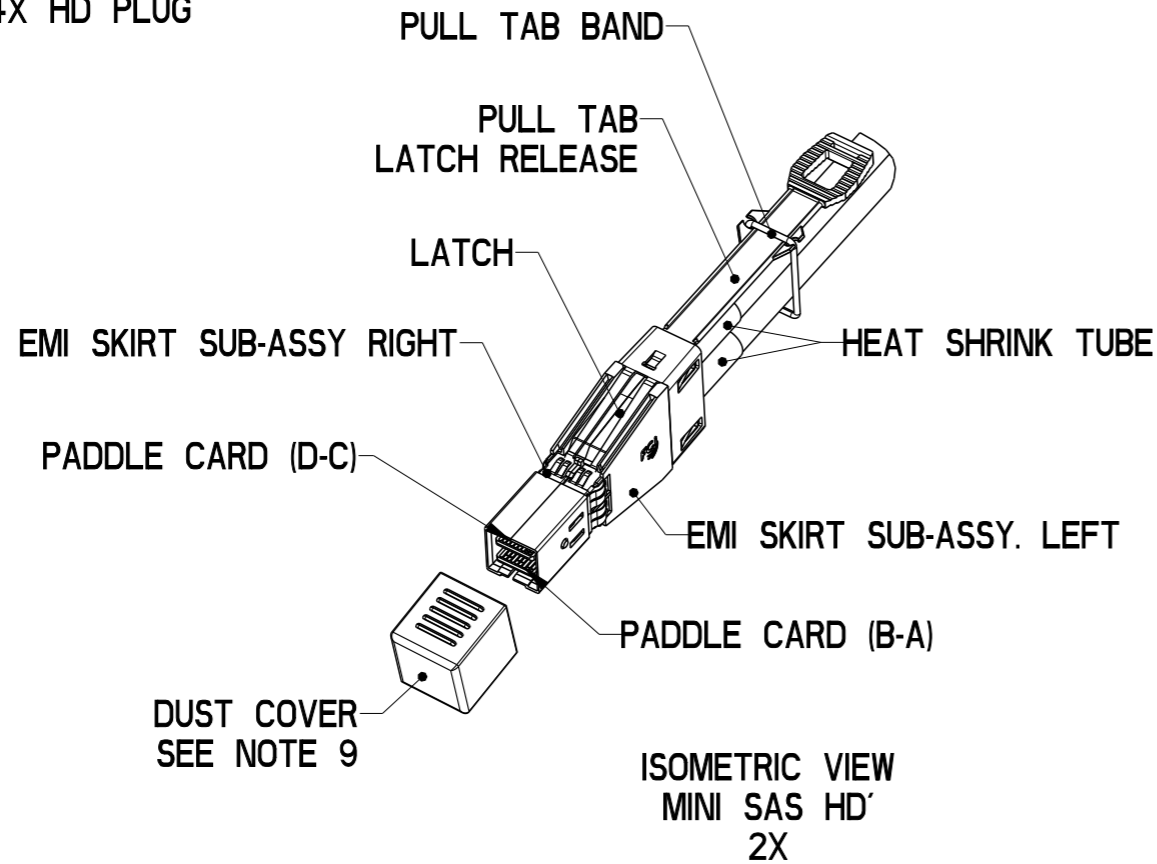


PRODUCT NUMBER	DESCRIPTION	NOTES
10120707-XXXXLF	NON-HF,SEE NOTE 12&16	SEE SHT. 3
10120707-XXXXHLF	HALOGEN FREE(H),SEE NOTE 11&16	SEE SHT. 3



dr	David Lord	2012/04/25	projection	mm	size	A3	scale	1:2	
eng	Tommy Lin	2013/11/20			ecn no				
chr	-	-			-				
appr	Roger Cheng	2013/11/20	product family	C&A	rel level	Released			
		TITLE FINAL ASSEMBLY (PASSIVE) 14G MSAS HD 4X ASSEMBLY			dwg no 10120707	rev A			
www.fci.com		cat. no.	-		Product - Customer Drw		sheet 1 of 4		

PRODUCT NUMBER	DESCRIPTION	NOTES
10120707-XXXXLF	NON-HF,SEE NOTE 12&16	SEE SHT. 3
10120707-XXXXHLF	HALOGEN FREE(H),SEE NOTE 11&16	SEE SHT. 3



P1
VIEW A
SCALE 4:1



BEND RADIUS
TOP VIEW OF CONNECTOR



MINIMUM CABLE BEND TABLE					
CABLE	A	B	C	D (nominal)	("DIM Y") NON-HF
26 AWG	29.5	13.0	40.4	∅6.73	82.9
30 AWG			31.3	∅5.21	73.8

MINIMUM CABLE BEND TABLE					
CABLE	A	B	C	D (nominal)	("DIM Y") HF
26 AWG	29.5	13.0	40.4	∅6.73	82.9
30 AWG			31.3	∅5.21	73.8

WIRING LIST (SEE NOTE 6)					
END P1			END P2		
POSITION	SYMBOL		POSITION	SYMBOL	
D9	GROUND	-----	B9	GROUND	-----
D8	Tx2-	○-----▷	B8	Rx2-	◁-----○
D7	Tx2+	○-----▷	B7	Rx2+	◁-----○
D6	GROUND	-----	B6	GROUND	-----
D5	Tx0-	○-----▷	B5	Rx0-	◁-----○
D4	Tx0+	○-----▷	B4	Rx0+	◁-----○
D3	GROUND	-----	B3	GROUND	-----
D2	Vman	◁-----▷	B2	ModPrsL	◁-----▷
D1	Vact	◁-----▷	B1	Vact	◁-----▷
C1	SCL	◁-----▷	A1	Reserved	◁-----▷
C2	SDA	◁-----▷	A2	IntI	◁-----▷
C3	GROUND	-----	A3	GROUND	-----
C4	Tx1+	○-----▷	A4	Rx1+	◁-----○
C5	Tx1-	○-----▷	A5	Rx1-	◁-----○
C6	GROUND	-----	A6	GROUND	-----
C7	Tx3+	○-----▷	A7	Rx3+	◁-----○
C8	Tx3-	○-----▷	A8	Rx3-	◁-----○
C9	GROUND	-----	A9	GROUND	-----
B9	GROUND	-----	D9	GROUND	-----
B8	Rx2-	◁-----○	D8	Tx2-	○-----▷
B7	Rx2+	◁-----○	D7	Tx2+	○-----▷
B6	GROUND	-----	D6	GROUND	-----
B5	Rx0-	◁-----○	D5	Tx0-	○-----▷
B4	Rx0+	◁-----○	D4	Tx0+	○-----▷
B3	GROUND	-----	D3	GROUND	-----
B2	ModPrsL	◁-----▷	D2	Vman	◁-----▷
B1	Vact	◁-----▷	D1	Vact	◁-----▷
A1	Reserved	◁-----▷	C1	SCL	◁-----▷
A2	IntI	◁-----▷	C2	SDA	◁-----▷
A3	GROUND	-----	C3	GROUND	-----
A4	Rx1+	◁-----○	C4	Tx1+	○-----▷
A5	Rx1-	◁-----○	C5	Tx1-	○-----▷
A6	GROUND	-----	C6	GROUND	-----
A7	Rx3+	◁-----○	C7	Tx3+	○-----▷
A8	Rx3-	◁-----○	C8	Tx3-	○-----▷
A9	GROUND	-----	C9	GROUND	-----

SHIELD-----▷ SHIELD

dr	David Lord	2012/04/25	projection	mm	size	A3	scale	1:2		
eng	Tommy Lin	2013/11/20			ecn no	-	rel level	Released		
chr	-	-								
appr	Roger Cheng	2013/11/20	product family	C&A						
			FINAL ASSEMBLY (PASSIVE)			dwg no		10120707	rev	A
www.fci.com			cat. no.			Product - Customer Drw			sheet 2 of 4	

NON-HALOGEN FREE
CABLE ASSEMBLY PART NUMBERS
SEE NOTE 12&16

FCI PART NUMBER	LENGTH "DIM L" (Meters)	"DIM M" (mm)	AWG
10120707-2005LF	0.5	17.3	30
10120707-2010LF	1.0	17.3	30
10120707-2015LF	1.5	17.3	30
10120707-2020LF	2.0	17.3	30
10120707-4010LF	1.0	20.1	26
10120707-4020LF	2.0	20.1	26
10120707-4025LF	2.5	20.1	26
10120707-4030LF	3.0	20.1	26
10120707-4035LF	3.5	20.1	26
10120707-4040LF	4.0	20.1	26

HALOGEN FREE
CABLE ASSEMBLY PART NUMBERS
SEE NOTE 11&16

FCI PART NUMBER	LENGTH "DIM L" (Meters)	"DIM M" (mm)	AWG
10120707-2005HLF	0.5	17.3	30
10120707-2010HLF	1.0	17.3	30
10120707-2015HLF	1.5	17.3	30
10120707-2020HLF	2.0	17.3	30
10120707-4010HLF	1.0	20.1	26
10120707-4020HLF	2.0	20.1	26
10120707-4025HLF	2.5	20.1	26
10120707-4030HLF	3.0	20.1	26
10120707-4035HLF	3.5	20.1	26
10120707-4040HLF	4.0	20.1	26



Copyright FCI.

dr	David Lord	2012/04/25	projection 	mm 	size	A3	scale	1:2
eng	Tommy Lin	2013/11/20			ecn no	-		
chr	-	-			rel level	Released		
appr	Roger Cheng	2013/11/20	product family	C&A				
		title FINAL ASSEMBLY (PASSIVE) 14G MSAS HD 4X ASSEMBLY			dwg no 10120707	rev A		
www.fci.com		cat. no.	-	Product - Customer Drw		sheet 3 of 4		

PRODUCT NUMBER	DESCRIPTION	NOTES
10120707-XXXXLF	NON-HF,SEE NOTE 12&16	SEE SHT. 3
10120707-XXXXHLF	HALOGEN FREE(H),SEE NOTE 11&16	SEE SHT. 3

NOTES:

1 - MATERIAL:

BACK SHELLS: ZINC ALLOY/ COPPER UNDERPLATE/ NICKEL OVERPLATE
 PULL TAB: THERMOPLASTIC POLYMER
 LATCH : STAINLESS STEEL
 FERRULE: BRASS
 EMI SKIRT: STAINLESS STEEL
 LOCTITE
 PADDLE CARD: PRINTED CIRCUIT SUBSTRATE
 HEAT SHRINK TUBE: POLYOLEFIN

2 - THIS PRODUCT MEETS THE RESTRICTION OF HAZARDOUS SUBSTANCES IN ELECTRICAL AND ELECTRONIC EQUIPMENT (ROHS) DIRECTIVE (2011/65/EU)

3. THIS DIMENSION IS A FINISHED PRODUCT LENGTH.

4- UNLESS OTHERWISE SPECIFIED ASSEMBLED LENGTH TOLERANCE IS TO BE:
 "DIM L" < 1 METER = ±25mm
 "DIM L" 1 METER TO 4 METERS = ± 2% OF "DIM L"
 "DIM L" > 4 METERS = +0.00/-4% OF "DIM L"

5- LABEL DETAILS:

MANUFACTURER CODE OR NAME	COUNTRY OF ORIGIN
CUSTOMER P/N OR FCI P/N	
FCI CUSTOMER DRAWING REVISION	
FCI SERIAL NUMBER	

FONT SHALL BE CLEARLY VISIBLE AND BLACK IN COLOR.

6- ALL CABLE ASSEMBLIES 100% TESTED FOR CONTINUITY AS DEFINED IN WIRING LIST.

7. PLACE A CABLE TIE EVERY 0.5 METER ON ALL ASSEMBLIES, UNLESS OTHERWISE SPECIFIED. IN CASE OF 0.5 METER CABLE ASSEMBLY, CABLE TIE IS TO BE APPLIED AT THE MIDWAY POINT.

8 - OTHER TESTING PERFORMED AS REQUIRED BY PRODUCT SPECIFICATION: GS-12-651.

9- PACKAGING OF LEAD FREE PRODUCTS MEETS LABELING AND PACKAGING PER SPECIFICATION GS-14-920. PACKAGE CABLE ASSEMBLIES PER GS-14-1272. DUST COVERS ARE TO BE ASSEMBLED PRIOR TO PACKAGING. FCI PACKAGE TRACKING BAG LABEL IS ONLY FOR REFERENCE.

10. A "△" SYMBOL WILL BE NEXT TO ANY DIMENSION, VIEW, OR NOTE WHICH HAS BEEN MODIFIED WITH THE CURRENT DRAWING REVISION. THE CURRENT REVISION WILL BE SHOWN IN THE SYMBOL.

11. "H" PRODUCT NUMBERS DESIGNATE THE USE OF HALOGEN FREE RAW CABLE.

12. HALOGEN FREE RAW CABLE CAN BE USED AS A SUBSTITUTE ON NON-HF PRODUCT NUMBERS.

13. MEETS ELECTRICAL PERFORMANCE REQUIREMENTS OF SAS 3.0

14. MATES TO SERIES: 10112626 or 10112627 or 10112628


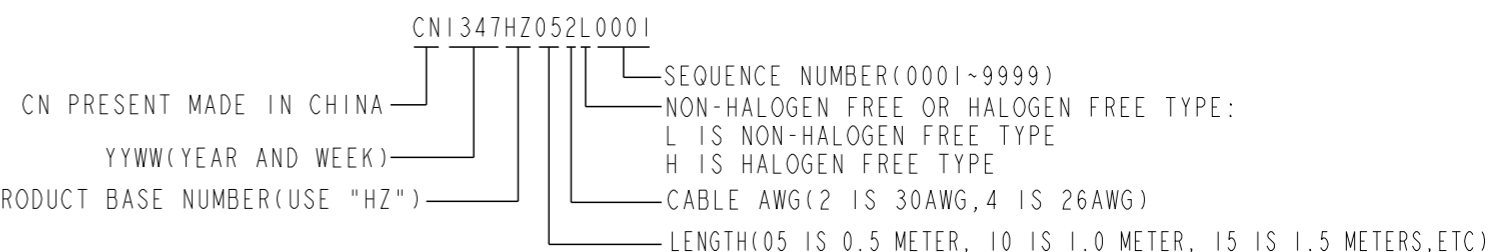
15. EEPROM MAP INFORMATION FOLLOW FCI STANDARDS.

16. RAW CABLE IS OPTIONAL, WHICH HAD BEEN QUALIFIED BY FCI AND MEET FCI PRODUCT SPEC. GS-12-651.

LABEL EXAMPLE

FCI CHINA 10120707-2005LF REV. A CN1347HZ052L0001
--

FCI SERIAL NUMBER IS USED ONLY FOR TRACKING PRODUCT AND THE FORMAT DETAIL IS AS BELOW:



dr	David Lord	2012/04/25	projection	mm	size	A3	scale	1:2	
eng	Tommy Lin	2013/11/20			ecn no	-			
chr	-	-	product family	C&A	rel level	Released			
appr	Roger Cheng	2013/11/20			www.fci.com	cat. no.	-	Product - Customer Drw	sheet 4 of 4
FCI		FINAL ASSEMBLY (PASSIVE)			dwg no	10120707		rev	A
		14G MSAS HD 4X ASSEMBLY							



Компания «ЭлектроПласт» предлагает заключение долгосрочных отношений при поставках импортных электронных компонентов на взаимовыгодных условиях!

Наши преимущества:

- Оперативные поставки широкого спектра электронных компонентов отечественного и импортного производства напрямую от производителей и с крупнейших мировых складов;
- Поставка более 17-ти миллионов наименований электронных компонентов;
- Поставка сложных, дефицитных, либо снятых с производства позиций;
- Оперативные сроки поставки под заказ (от 5 рабочих дней);
- Экспресс доставка в любую точку России;
- Техническая поддержка проекта, помощь в подборе аналогов, поставка прототипов;
- Система менеджмента качества сертифицирована по Международному стандарту ISO 9001;
- Лицензия ФСБ на осуществление работ с использованием сведений, составляющих государственную тайну;
- Поставка специализированных компонентов (Xilinx, Altera, Analog Devices, Intersil, Interpoint, Microsemi, Aeroflex, Peregrine, Syfer, Eurofarad, Texas Instrument, Miteq, Cobham, E2V, MA-COM, Hittite, Mini-Circuits, General Dynamics и др.);

Помимо этого, одним из направлений компании «ЭлектроПласт» является направление «Источники питания». Мы предлагаем Вам помощь Конструкторского отдела:

- Подбор оптимального решения, техническое обоснование при выборе компонента;
- Подбор аналогов;
- Консультации по применению компонента;
- Поставка образцов и прототипов;
- Техническая поддержка проекта;
- Защита от снятия компонента с производства.



Как с нами связаться

Телефон: 8 (812) 309 58 32 (многоканальный)

Факс: 8 (812) 320-02-42

Электронная почта: org@eplast1.ru

Адрес: 198099, г. Санкт-Петербург, ул. Калинина, дом 2, корпус 4, литера А.