



### Main

Range of product	Modicon M171/M172
Product or component type	Programmable controllers
Product specific application	HVAC and pumping solution
Variant	Programmable
Number of inputs/outputs	27
Discrete input number	8
Discrete output number	3 relay outputs SPST with same common 2 relay outputs SPST with same common 2 relay outputs SPDT with independent common
Discrete output current	8 A relay SPDT 5 A relay SPST
Analogue input number	2 analog input NTC 4 configurable
Analogue output number	3 voltage/current, range: 4...20 mA or 0...10 V 2 open collector, range: 1 kHz, 12 V, 35 mA

### Complementary

Number of port	1 CAN port - screw terminal block 1 USB type A - USB type A female 1 USB type mini B - USB device port Mini-B 1 RS485 - screw terminal block (Modbus serial link)
Input/output number	6 analog input(s) 5 analog output(s) 8 digital input(s) 7 digital output(s) 1 high-speed counter(s)
Discrete input logic	Sink or source (positive/negative)
Discrete input voltage	48 V DC 24 V AC/DC
Discrete input current	2.5 mA
Input impedance	20 kOhm
Analogue input type	Current 4...20 mA Voltage 0...10 V Impedance 0...1500 hOhm Impedance 0...300 daOhm Voltage 0...5 V (ratiometric) Pt 1000 temperature probe - 200...800 °C - res.: 0.1 °C NTC temperature probe - 50...110 °C - res.: 0.1 °C (extended) NTC temperature probe - 40...150 °C - res.: 0.1 °C
Sensor power supply	5 V DC at 50 mA 12 V DC at 150 mA
[Us] rated supply voltage	24 V +/- 20 % AC/DC 48 V +/- 20 % DC
Power consumption in W	5 W at 24...48 V AC/DC
Realtime clock	Built-in realtime clock at 14...131 °F (-10...55 °C)
Display type	LCD display - 128 x 64 pixels
Overvoltage category	II
Local signalling	1 LED red programmable 1 LED yellow programmable 1 LED green programmable
Mounting support	Flush mounting
Width	6.3 in (160 mm)
Height	3.78 in (96 mm)
Depth	0.39 in (10 mm)

The information provided in this documentation contains general descriptions and/or technical characteristics of the products contained herein. This documentation is not intended as a substitute for and is not to be used for determining suitability or reliability of these products for specific user applications. It is the duty of any such user or integrator to perform the appropriate and complete risk analysis, evaluation and testing of the products with respect to the relevant specific application or use thereof. Neither Schneider Electric Industries SAS nor any of its affiliates or subsidiaries shall be responsible or liable for misuse of the information contained herein.

Product weight	0.71 lb(US) (0.32 kg)
----------------	-----------------------

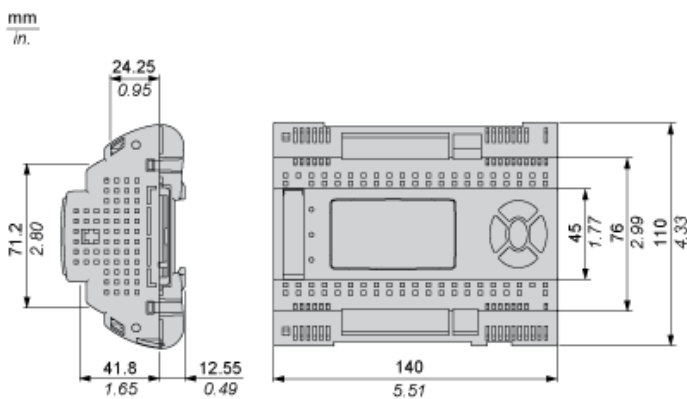
## Environment

directives	2006/95/EC - low voltage directive 86/188/EEC - physical agents (noise) directive 2011/65/EU - RoHS directive 1907/2006/EC - REACH directive
standards	EN/IEC 60730
product certifications	CE CSA CURus EAC
ambient air temperature for operation	14...131 °F (-10...55 °C) conforming to UL 60730-1
ambient air temperature for storage	-4...185 °F (-20...85 °C)
relative humidity	10...90 % non-condensing
IP degree of protection	IP20
pollution degree	2

## Offer Sustainability

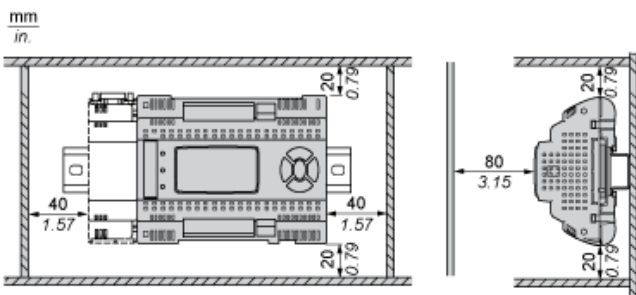
Green Premium product	Green Premium product
Compliant - since 1426 - Schneider Electric declaration of conformity	Compliant - since 1426 - Schneider Electric declaration of conformity
Reference not containing SVHC above the threshold	Reference not containing SVHC above the threshold
Available	Available
Available	Available
WARNING: This product can expose you to chemicals including:	WARNING: This product can expose you to chemicals including:
Lead and lead compounds which is known to the State of California to cause cancer and birth defects or other reproductive harm.	Lead and lead compounds which is known to the State of California to cause cancer and birth defects or other reproductive harm.
For more information go to <a href="http://www.p65warnings.ca.gov">www.p65warnings.ca.gov</a>	For more information go to <a href="http://www.p65warnings.ca.gov">www.p65warnings.ca.gov</a>

## Dimensions

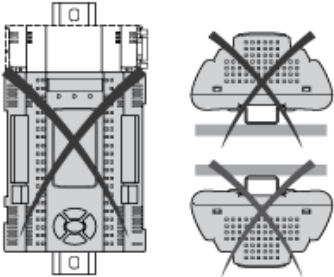


## Mounting and Clearance

### Clearance



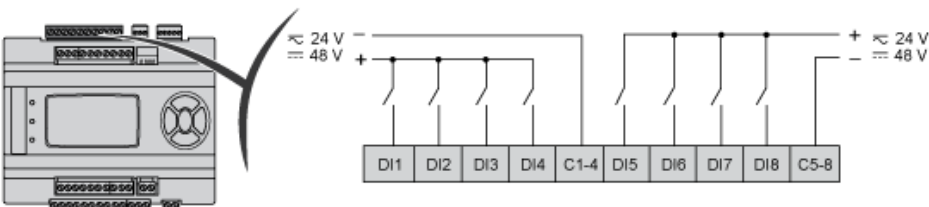
### Misplacement



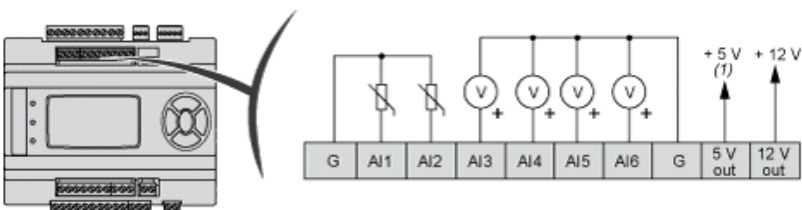
### Power Supply



### Digital Inputs



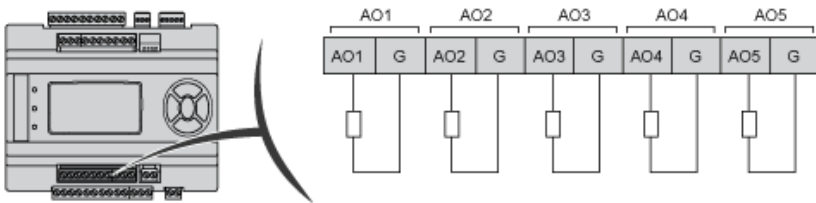
### Analog Inputs



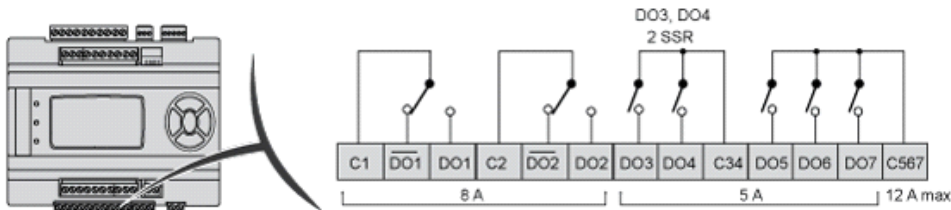
(1) Max current: 50 mA.

G : Ground

### Analog Outputs

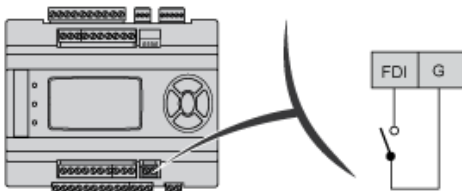


### Digital Outputs

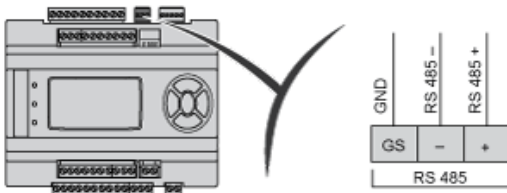


C : common

### Fast Digital Input



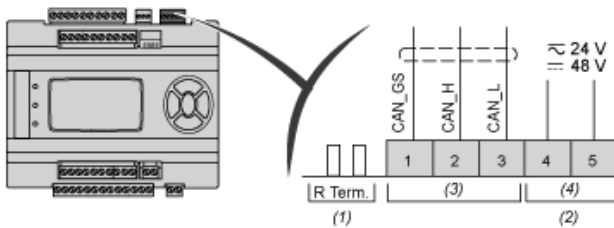
### Serial Line Port (RS 485)



Apply 120 Ohm terminal resistance

GS serial GND isolated from G

### CAN Expansion Bus



- (1) CAN terminal resistance
- (2) Output for remote keyboard
- (3) CANOPEN
- (4) Power Out

### 4 DipSwitches



(1) 4 DIP SWITCH  
LOW Address



Компания «ЭлектроПласт» предлагает заключение долгосрочных отношений при поставках импортных электронных компонентов на взаимовыгодных условиях!

Наши преимущества:

- Оперативные поставки широкого спектра электронных компонентов отечественного и импортного производства напрямую от производителей и с крупнейших мировых складов;
- Поставка более 17-ти миллионов наименований электронных компонентов;
- Поставка сложных, дефицитных, либо снятых с производства позиций;
- Оперативные сроки поставки под заказ (от 5 рабочих дней);
- Экспресс доставка в любую точку России;
- Техническая поддержка проекта, помощь в подборе аналогов, поставка прототипов;
- Система менеджмента качества сертифицирована по Международному стандарту ISO 9001;
- Лицензия ФСБ на осуществление работ с использованием сведений, составляющих государственную тайну;
- Поставка специализированных компонентов (Xilinx, Altera, Analog Devices, Intersil, Interpoint, Microsemi, Aeroflex, Peregrine, Syfer, Eurofarad, Texas Instrument, Miteq, Cobham, E2V, MA-COM, Hittite, Mini-Circuits, General Dynamics и др.);

Помимо этого, одним из направлений компании «ЭлектроПласт» является направление «Источники питания». Мы предлагаем Вам помощь Конструкторского отдела:

- Подбор оптимального решения, техническое обоснование при выборе компонента;
- Подбор аналогов;
- Консультации по применению компонента;
- Поставка образцов и прототипов;
- Техническая поддержка проекта;
- Защита от снятия компонента с производства.



#### Как с нами связаться

**Телефон:** 8 (812) 309 58 32 (многоканальный)

**Факс:** 8 (812) 320-02-42

**Электронная почта:** [org@eplast1.ru](mailto:org@eplast1.ru)

**Адрес:** 198099, г. Санкт-Петербург, ул. Калинина, дом 2, корпус 4, литера А.