

CLIPLINE



## MARKING system

Conductor marking with  
Single Digit SD and  
thermal transfer printer

# All-purpose conductor marking

The THERMOMARK S1 compact thermal transfer printer and corresponding labeling material enables quick and easy labeling of all conductors and cables. Single Digit SD-WMS markers are ideal for applications where devices such as PCs and printers cannot be used.



## THERMOMARK S1

	Description	Type	Order No.
	<b>THERMOMARK S1</b> , thermal transfer printer including power supply unit, connecting cable, printer drivers, operating instructions, and CLIP PROJECT advanced planning and marking software.	THERMOMARK S1	<b>5145339</b>
	<b>Technical data</b>		
	Print resolution Maximum printing width Maximum printing length Interfaces  Power supply Dimensions (L x W x H) Weight	300 dpi 10 mm 76 mm Serial (RS-232), parallel (Centronics), USB level 1.1  100 - 240 V AC, 50 - 60 Hz 250 x 230 x 170 mm 2.7 kg, approximately	

## Accessories

	Description	Type	Order No.
	<b>Cutter</b> , can be retrofitted for precise cutting of material off the roll	THERMOMARK S1 CUTTER	<b>5145339</b>
	<b>External media hub</b> , for rolls with outside diameter of up to 200 mm	THERMOMARK-ERH 200	<b>5145342</b>
	<b>Ink ribbon</b> , 300 m in length, 110 mm wide, ink color: black	THERMOMARK-RIBBON 110	<b>5145384</b>

## Conductor marking material for THERMOMARK S1

### Material off the roll

For conductor and cable marking with the THERMOMARK S1, Phoenix Contact offers various types of labeling material off the roll\*. Depending on the requirements, the markers can be slid on, wound round, or attached with cable markers for larger diameters and to bundle conductors.

Delivery form: Roll



WMT...	Conductor diameter [mm]	Lettering field size [mm]	Markers per roll	Pcs./ Pkt.	Color	Type	Order No.
	1.0 - 2.4	15 x 4	4000	1	WH	WMT 2.4 (15X4)R	0816281
	2.0 - 3.5	15 x 5	4000	1	WH	WMT 3.5 (15X5)R	0817222
	3.0 - 4.2	15 x 6	4000	1	WH	WMT 4.2 (15X6)R	0817235
	4.0 - 5.5	15 x 8	4000	1	WH	WMT 5.5 (15X8)R	0817248
	5.0 - 8.4	17 x 10	4000	1	WH	WMT 8.4 (17X10)R	0817251

WMTB...	Conductor diameter [mm]	Lettering field size [mm]	Markers per roll	Pcs./ Pkt.	Color	Type	Order No.
	1)	24 x 8	4000	1	WH	WMTB (24X8)R	0816278
	1)	35 x 15	1700	1	WH	WMTB (35X15)R	0817316

1) Depends on the length of the cable binder

WML...	Conductor diameter [mm]	Lettering field size [mm]	Markers per roll	Pcs./ Pkt.	Color	Type	Order No.
	< 5	25 x 10	3000	1	WH	WML 5 (25X10)R	0817523
	< 6	13 x 13	7000	1	WH	WML 6 (13X13)R	0816252
	< 14	25 x 19	1500	1	WH	WML 14 (25X19)R	0817536
	< 14	38 x 19	1000	1	WH	WML 14 (38X19)R	0817552
	< 18	12 x 12	2500	1	WH	WML 18 (12X12)R	0817507
	< 36	25 x 38	500	1	WH	WML 36 (25X38)R	0817510
	< 14	25 x 19	1500	1	YE	WML 14 (25X19)R YE	0817549
	< 3	13 x 10	5000	1	WH	WML 3 (13X10)RL**	0817565
	< 7.5	13 x 13	10,000	1	WH	WML 7,5 (13X13)RL**	0817578
	< 7.5	25 x 13	5000	1	WH	WML 7,5 (25X13)RL**	0817581
	< 12	25 x 19	3000	1	WH	WML 12 (25X19)RL**	0817594
	< 22	25 x 25	3000	1	WH	WML 22 (25X25)RL**	0817604

\* Thermomark print media are free from silicon and halogen. They meet the requirements of DIN EN 61010-1/VDE 0411-1.

\*\* These cable marker labels must only be processed with the external media hub on the THERMOMARK S1.

## Conductor marking with individual marking collars

### SD-WMS conductor marker (bag)

The SD-WMS conductor marking collars enable easy and reliable conductor labeling. Multi-character labels can be created by combining several pre-labeled individual collars. Delivery form: In a bag




	Conductor diameter [mm]	Imprinting	Pcs./Pkt.	Color	Type	Order No.
	1.3 - 3.0	Unprinted	200	WH	SD-WMS 3 (NEUTRAL)	0825612
	1.3 - 3.0	Numbers 0 - 9	200	WH	SD-WMS 3 (NU)	0825586
	1.3 - 3.0	Letters A - Z	200	WH	SD-WMS 3 (CH)	0825599
	1.3 - 3.0	Symbols...	200	WH	SD-WMS 3 (SY)	0825609
	1.3 - 3.0	Unprinted	200	YE	SD-WMS 3 (NEUTRAL) YE	0825573
	1.3 - 3.0	Numbers 0 - 9	200	YE	SD-WMS 3 (NU) YE	0825544
	1.3 - 3.0	Letters A - Z	200	YE	SD-WMS 3 (CH) YE	0825557
	1.3 - 3.0	Symbols...	200	YE	SD-WMS 3 (SY) YE	0825560
	1.3 - 3.0	-	200	BU	SD-WMS 3 (SY) BU	0825625
	1.3 - 3.0	+	200	RD	SD-WMS 3 (SY) RD	0825638
	1.3 - 3.0	Numbers 0 - 9	200	Color code <sup>1)</sup>	SD-WMS 3 (NU) CC	0825641


	Conductor diameter [mm]	Imprinting	Pcs./Pkt.	Color	Type	Order No.
	2.5 - 5.0	Unprinted	200	WH	SD-WMS 5 (NEUTRAL)	0828900
	2.5 - 5.0	Numbers 0 - 9	200	WH	SD-WMS 5 (NU)	0825874
	2.5 - 5.0	Letters A - Z	200	WH	SD-WMS 5 (CH)	0825887
	2.5 - 5.0	Symbols...	200	WH	SD-WMS 5 (SY)	0825890
	2.5 - 5.0	Unprinted	200	YE	SD-WMS 5 (NEUTRAL) YE	0825861
	2.5 - 5.0	Numbers 0 - 9	200	YE	SD-WMS 5 (NU) YE	0825832
	2.5 - 5.0	Letters A - Z	200	YE	SD-WMS 5 (CH) YE	0825845
	2.5 - 5.0	Symbols...	200	YE	SD-WMS 5 (SY) YE	0825858
	2.5 - 5.0	-	200	BU	SD-WMS 5 (SY) BU	0828913
	2.5 - 5.0	+	200	RD	SD-WMS 5 (SY) RD	0828926
	2.5 - 5.0	Numbers 0 - 9	200	Color code <sup>1)</sup>	SD-WMS 5 (NU) CC	0828939

<sup>1)</sup> See color code table



## Conductor marking with individual marking collars

	Conductor diameter [mm]	Imprinting	Pcs./Pkt.	Color	Type	Order No.
	4.0 - 10	Unprinted	100	WH	SD-WMS 10 (NEUTRAL)	<b>0826200</b>
	4.0 - 10	Numbers 0 - 9	100	WH	SD-WMS 10 (NU)	<b>0826161</b>
	4.0 - 10	Letters A - Z	100	WH	SD-WMS 10 (CH)	<b>0826174</b>
	4.0 - 10	Symbols...	100	WH	SD-WMS 10 (SY)	<b>0826187</b>
	4.0 - 10	Unprinted	100	YE	SD-WMS 10 (NEUTRAL) YE	<b>0826158</b>
	4.0 - 10	Numbers 0 - 9	100	YE	SD-WMS 10 (NU) YE	<b>0826129</b>
	4.0 - 10	Letters A - Z	100	YE	SD-WMS 10 (CH) YE	<b>0826132</b>
	4.0 - 10	Symbols...	100	YE	SD-WMS 10 (SY) YE	<b>0826145</b>
	4.0 - 10	-	100	BU	SD-WMS 10 (SY) BU	<b>0826213</b>
	4.0 - 10	+	100	RD	SD-WMS 10 (SY) RD	<b>0826226</b>
	4.0 - 10	Numbers 0 - 9	100	Color code <sup>1)</sup>	SD-WMS 10 (NU) CC	<b>0826239</b>


	Conductor diameter [mm]	Imprinting	Pcs./Pkt.	Color	Type	Order No.
	8.0 - 16	Unprinted	20	WH	SD-WMS 16 (NEUTRAL)	<b>0826420</b>
	8.0 - 16	Numbers 0 - 9	20	WH	SD-WMS 16 (NU)	<b>0826394</b>
	8.0 - 16	Letters A - Z	20	WH	SD-WMS 16 (CH)	<b>0826404</b>
	8.0 - 16	Symbols...	20	WH	SD-WMS 16 (SY)	<b>0826417</b>
	8.0 - 16	Unprinted	20	YE	SD-WMS 16 (NEUTRAL) YE	<b>0826381</b>
	8.0 - 16	Numbers 0 - 9	20	YE	SD-WMS 16 (NU) YE	<b>0826352</b>
	8.0 - 16	Letters A - Z	20	YE	SD-WMS 16 (CH) YE	<b>0826365</b>
	8.0 - 16	Symbols...	20	YE	SD-WMS 16 (SY) YE	<b>0826378</b>
	8.0 - 16	-	20	BU	SD-WMS 16 (SY) BU	<b>0826433</b>
	8.0 - 16	+	20	RD	SD-WMS 16 (SY) RD	<b>0826446</b>
	8.0 - 16	Numbers 0 - 9	20	Color code <sup>1)</sup>	SD-WMS 16 (NU) CC	<b>0826459</b>

### Accessories for SD-WMS...

The SD-WMS... TOOL alignment tools make it easier to slide markers onto the conductor.

The SORTI... storage boxes can be used to securely store the markers and are available in various sizes depending on the number of compartments.



	Type	Order No.
	SD-WMS 3 TOOL	<b>0826462</b>
	SD-WMS 5 TOOL	<b>0826475</b>
	SORTI 1/10	<b>5020425</b>
	SORTI 2/12	<b>5020674</b>
	SORTI 3/7	<b>5020645</b>
	SORTI 3/8	<b>5020438</b>
	SORTI 3/18	<b>5028731</b>
	SORTI 4/8	<b>5145180</b>
	SORTI 4/12	<b>5020658</b>
	SORTI 4/24	<b>5031524</b>

## Conductor marking with individual marking collars

### SD-WMS conductor marker (roll)

The SD-WMS conductor marking collars enable easy and reliable conductor labeling. Multi-character labels can be created by combining several pre-labeled individual collars. Delivery form: Roll



	Conductor diameter [mm]	Imprinting	Pcs./Pkt.	Color	Type	Order No.
	1.3 - 3.0	Unprinted	500	YE	SD-WMS 3 (NEUTRAL)R YE	0825683
	1.3 - 3.0	Numbers 0 - 9	500	YE	SD-WMS 3 (NU)R YE	0825654
	1.3 - 3.0	Letters A - Z	500	YE	SD-WMS 3 (CH)R YE	0825667
	1.3 - 3.0	Symbols...	500	YE	SD-WMS 3 (SY)R YE	0825670
	1.3 - 3.0	–	500	BU	SD-WMS 3 (SY)R BU	0825735
	1.3 - 3.0	+	500	RD	SD-WMS 3 (SY)R RD	0825748
	1.3 - 3.0	Numbers 0 - 9	500	Color code <sup>1)</sup>	SD-WMS 3 (NU)R CC	0825751

	Conductor diameter [mm]	Imprinting	Pcs./Pkt.	Color	Type	Order No.
	2.5 - 5.0	Unprinted	500	YE	SD-WMS 5 (NEUTRAL)R YE	0825971
	2.5 - 5.0	Numbers 0 - 9	500	YE	SD-WMS 5 (NU)R YE	0825942
	2.5 - 5.0	Letters A - Z	500	YE	SD-WMS 5 (CH)R YE	0825955
	2.5 - 5.0	Symbols...	500	YE	SD-WMS 5 (SY)R YE	0825968
	2.5 - 5.0	–	500	BU	SD-WMS 5 (SY)R BU	0826022
	2.5 - 5.0	+	500	RD	SD-WMS 5 (SY)R RD	0826035
	2.5 - 5.0	Numbers 0 - 9	500	Color code <sup>1)</sup>	SD-WMS 5 (NU)R CC	0826048

	Conductor diameter [mm]	Imprinting	Pcs./Pkt.	Color	Type	Order No.
	4.0 - 10	Unprinted	250	YE	SD-WMS 10 (NEUTRAL)R YE	0826271
	4.0 - 10	Numbers 0 - 9	250	YE	SD-WMS 10 (NU)R YE	0826242
	4.0 - 10	Letters A - Z	250	YE	SD-WMS 10 (CH)R YE	0826255
	4.0 - 10	Symbols...	250	YE	SD-WMS 10 (SY)R YE	0826268
	4.0 - 10	–	250	BU	SD-WMS 10 (SY)R BU	0826323
	4.0 - 10	+	250	RD	SD-WMS 10 (SY)R RD	0826336
	4.0 - 10	Numbers 0 - 9	250	Color code <sup>1)</sup>	SD-WMS 10 (NU)R CC	0826349



<sup>1)</sup> See color code table

	Type	Order No.
	SD-WMS 3 TOOL	0826462
	SD-WMS 5 TOOL	0826475
	SD-WMS CASE	0826501

## Conductor marking with individual marking collars

### SD-WMS conductor marker (strip)

The SD-WMS conductor marking collars enable easy and reliable conductor labeling. Multi-character labels can be created by combining several pre-labeled individual collars. Delivery form: Strip – Can be quickly slid onto the conductor



	Conductor diameter [mm]	Imprinting	Pcs./Pkt.	Color	Type	Order No.
	1.3 - 3.0	Unprinted	250	YE	SD-WMS 3 (NEUTRAL)S YE	<b>0825793</b>
	1.3 - 3.0	Numbers 0 - 9	250	YE	SD-WMS 3 (NU)S YE	<b>0825764</b>
	1.3 - 3.0	Letters A - Z	250	YE	SD-WMS 3 (CH)S YE	<b>0825777</b>
	1.3 - 3.0	Symbols...	250	YE	SD-WMS 3 (SY)S YE	<b>0825780</b>
	1.3 - 3.0	–	250	BU	SD-WMS 3 (SY)S BU	<b>0825803</b>
	1.3 - 3.0	+	250	RD	SD-WMS 3 (SY)S RD	<b>0825816</b>
	1.3 - 3.0					
	1.3 - 3.0	Numbers 0 - 9	250	Color code <sup>1)</sup>	SD-WMS 3 (NU)S CC	<b>0825829</b>

	Conductor diameter [mm]	Imprinting	Pcs./Pkt.	Color	Type	Order No.
	2.5 - 5.0	Unprinted	250	YE	SD-WMS 5 (NEUTRAL)S YE	<b>0826080</b>
	2.5 - 5.0	Numbers 0 - 9	250	YE	SD-WMS 5 (NU)S YE	<b>0826051</b>
	2.5 - 5.0	Letters A - Z	250	YE	SD-WMS 5 (CH)S YE	<b>0826064</b>
	2.5 - 5.0	Symbols...	250	YE	SD-WMS 5 (SY)S YE	<b>0826077</b>
	2.5 - 5.0	–	250	BU	SD-WMS 5 (SY)S BU	<b>0826093</b>
	2.5 - 5.0	+	250	RD	SD-WMS 5 (SY)S RD	<b>0826103</b>
	2.5 - 5.0					
	2.5 - 5.0	Numbers 0 - 9	250	Color code <sup>1)</sup>	SD-WMS 5 (NU)S CC	<b>0826116</b>

<sup>1)</sup> See color code table

	Type	Order No.
	SD-WMS 3 STRIP-MAG	<b>0826488</b>
	SD-WMS 5 STRIP-MAG	<b>0826491</b>

## Conductor marking with individual marking collars for assembly with cable binders

### SD-WMTBS... cable marker

The SD-WMTBS cable marker is used to mark cables and conductors, including those with larger diameters. For this, the SD-WMTBS imprinted individual markers are pushed onto the corresponding holder. The holder is secured using standard cable binders.



	Imprinting	Pcs./Pkt.	Color	Type	Order No.
	Unprinted	100	YE	SD-WMTBS (NEUTRAL) YE	0826637
	Numbers 0 - 9	100	YE	SD-WMTBS (NU) YE	0826514
	Letters A - Z	100	YE	SD-WMTBS (CH) YE	0826611
	Symbols...	100	YE	SD-WMTBS (SY) YE	0826624
	Numbers 0 - 9	100	Color code <sup>1)</sup>	SD-WMTBS (NU) CC	0826527
Label holders					
Maximum number of characters		Pcs./Pkt.	Color	Type	Order No.
		100		SD-WMTB (70 x 10) BK	0826530
		100		SD-WMTB (100 x 10) BK	0826543

	Length/width [mm]	Pcs./Pkt.	Color	Type	Order No.
	100 x 2.5	1000	Transparent	PKB 100x2,5	1005457
	140 x 3.6	1000	Transparent	PKB 140x3,6	1005460
	190 x 4.8	1000	Transparent	PKB 190x4,8	1005473
	200 x 2.5	1000	Transparent	PKB 200x2,5	1005486
	290 x 4.8	1000	Transparent	PKB 290x4,8	1005499
	370 x 4.8	1000	Transparent	PKB 370x4,8	1005509
	100 x 2.5	1000		PKB 100x2,5 BK	1005512
	140 x 3.6	1000		PKB 140x3,6 BK	1005525
	190 x 4.8	1000		PKB 190x4,8 BK	1005538
	200 x 2.5	1000		PKB 200x2,5 BK	1005541
	290 x 4.8	1000		PKB 290x4,8 BK	1005554
	370 x 4.8	1000		PKB 370x4,8 BK	1005567

## International color code



Imprint	Marker color	Font color
0	Black	White
1	Brown	White
2	Red	White
3	Orange	Black
4	Yellow	Black
5	Green	White
6	Blue	White
7	Violet	White
8	Gray	Black
9	White	Black



## Conductor marking with high-grade steel markers for assembly with cable binders

### SD-WMTBS... VA cable marker

The SD-WMTBS high-grade steel cable marker is used to mark cables and conductors, including those with larger diameters.

For this, the SD-WMTBS... VA individual markers are pushed onto the corresponding holder. This is secured using high-grade steel cable binders.



	Imprinting	Pcs./Pkt.	Material	Type	Order No.
	Unprinted	10	High-grade steel	SD-WMTBS (NEUTRAL) VA	<b>0826666</b>
	Numbers 0 - 9	10	High-grade steel	SD-WMTBS (NU) VA	<b>0826556</b>
	Letters A - Z	10	High-grade steel	SD-WMTBS (CH) VA	<b>0826640</b>
	Symbols...	10	High-grade steel	SD-WMTBS (SY) VA	<b>0826653</b>
	Label holders				
		Pcs./Pkt.	Material	Type	Order No.
		50	High-grade steel	SD-WMTB (30 x 10) VA	<b>0826569</b>
		50	High-grade steel	SD-WMTB (47 x 10) VA	<b>0826572</b>
		50	High-grade steel	SD-WMTB (70 x 10) VA	<b>0826585</b>
		50	High-grade steel	SD-WMTB (92 x 10) VA	<b>0826598</b>
		50	High-grade steel	SD-WMTB (111 x 10) VA	<b>0826608</b>
	Suitable cable binders				
		100	High-grade steel	PKBV 130X4,6	<b>0806657</b>
		100	High-grade steel	PKBV 200X4,6	<b>0806660</b>

## Order key

**0825764** SD-WMS3 (NU) S YE

<b>Order No.</b>	<b>Item type</b> SD-WMS 3... 1.3 - 3.0 mm SD-WMS 5... 2.5 - 5.0 mm SD-WMS 10... 4 - 10 mm SD-WMS 16... 8 - 16 mm	<b>Imprinting</b> (NEUTRAL) = Unprinted (NU) = Numbers 0 - 9 (CH) = Letters A - Z (SY) = Symbols + - /.GND (NU) CC = International color code	<b>Packaging</b> — = Multipack R = Roll S = Strip	<b>Color</b> — = White YE = Yellow BU = Blue RD = Red
------------------	--	--	--	---

### Example configuration:

Yellow label for a conductor diameter of 3.0 mm, imprinted with the grounding symbol.



**Order No.**  
**0825609: GND**

Conductor diameter [mm]	Imprinting	Pcs./Pkt.	Color	Type	Order No.
1.3 - 3.0	Unprinted	200	YE	SD-WMS 3 (NEUTRAL)	<b>0825612</b>
1.3 - 3.0	Numbers 0 - 9	200	YE	SD-WMS 3 (NU)	<b>0825586</b>
1.3 - 3.0	Letters A - Z	200	YE	SD-WMS 3 (CH)	<b>0825599</b>
1.3 - 3.0	Symbols...	200	YE	SD-WMS 3 (SY)	<b>0825609</b>

Further information on the products presented here and on the world of solutions from Phoenix Contact can be found at [www.phoenixcontact.net/catalog](http://www.phoenixcontact.net/catalog)



Or contact us directly.

Industrial Connection Technology, Marking Systems and Mounting Material  
**CLIPLINE**

Connection Technology for Field Devices and Field Cabling  
**PLUSCON**

Device Connection Technology and Electronic Housings  
**COMBICON**

Surge Protection  
**TRABTECH**

Signal Converters, Switching Devices, Power Supplies  
**INTERFACE**

Components and Systems  
**AUTOMATION**

PHOENIX CONTACT GmbH & Co. KG  
D-32823 Blomberg, Germany  
Phone: +49/5235/3-00  
Fax: +49/5235/3-1 07 99  
[www.phoenixcontact.com](http://www.phoenixcontact.com)

© PHOENIX CONTACT 2009

Printed in Germany

MNR 52004675/15.02.2009-01



Компания «ЭлектроПласт» предлагает заключение долгосрочных отношений при поставках импортных электронных компонентов на взаимовыгодных условиях!

Наши преимущества:

- Оперативные поставки широкого спектра электронных компонентов отечественного и импортного производства напрямую от производителей и с крупнейших мировых складов;
- Поставка более 17-ти миллионов наименований электронных компонентов;
- Поставка сложных, дефицитных, либо снятых с производства позиций;
- Оперативные сроки поставки под заказ (от 5 рабочих дней);
- Экспресс доставка в любую точку России;
- Техническая поддержка проекта, помощь в подборе аналогов, поставка прототипов;
- Система менеджмента качества сертифицирована по Международному стандарту ISO 9001;
- Лицензия ФСБ на осуществление работ с использованием сведений, составляющих государственную тайну;
- Поставка специализированных компонентов (Xilinx, Altera, Analog Devices, Intersil, Interpoint, Microsemi, Aeroflex, Peregrine, Syfer, Eurofarad, Texas Instrument, Miteq, Cobham, E2V, MA-COM, Hittite, Mini-Circuits, General Dynamics и др.);

Помимо этого, одним из направлений компании «ЭлектроПласт» является направление «Источники питания». Мы предлагаем Вам помощь Конструкторского отдела:

- Подбор оптимального решения, техническое обоснование при выборе компонента;
- Подбор аналогов;
- Консультации по применению компонента;
- Поставка образцов и прототипов;
- Техническая поддержка проекта;
- Защита от снятия компонента с производства.



#### Как с нами связаться

**Телефон:** 8 (812) 309 58 32 (многоканальный)

**Факс:** 8 (812) 320-02-42

**Электронная почта:** [org@eplast1.ru](mailto:org@eplast1.ru)

**Адрес:** 198099, г. Санкт-Петербург, ул. Калинина, дом 2, корпус 4, литера А.