

Description

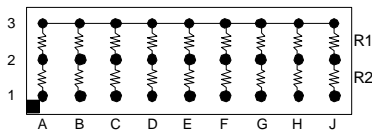
This SSTL_2 terminator network provides high performance resistor termination for SSTL_2 Class I or Class II systems.

Designed with a ceramic substrate, this device minimizes channel capacitance, a primary cause of reduced system performance. In addition, the BGA package eases routing design, saving the designer many hours of printed circuit layout.

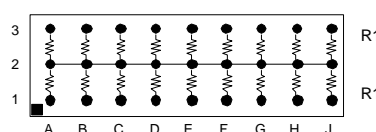
The BGA packaging has been proven to reduce rework and improve reliability.

Features

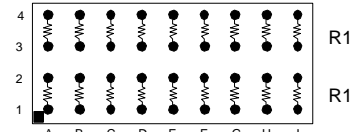
- 18 Bit SSTL_2 Termination Sets
- Compliant to JEDEC Std. 8-9A
- Excellent high frequency performance
- Slim BGA Package
- 1% Resistor Tolerance
- Low Channel Capacitance
- RoHS Compliant Designs Available
 - Compatible with both lead and lead-free manufacturing processes



Style H



Style F

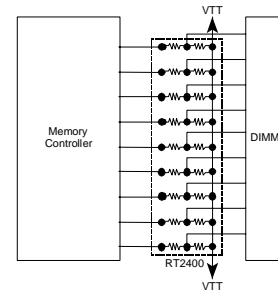


Style C

Electrical Specifications

| | |
|------------------------------|--------------------------|
| Resistor Tolerance: | ± 1.0% |
| TCR | ±200ppm/°C |
| Operating Temperature Range | -55°C to +125°C |
| Maximum Resistor Power: | 0.05 Watts at 70°C |
| Maximum Package Power: | 1.0 Watts at 70°C |
| Process Requirements: | |
| Maximum Re-flow Temperature | Per IPC/JEDEC J-STD-020C |

Typical Application



Ordering Information

| 1.27mm Pitch Standard Part No. | 1.00mm Pitch Standard Part No. | Style | R1 Ω | R2 Ω | Array Size | 1.27mm Pitch RoHS Part No. | 1.00mm Pitch RoHS Part No. |
|--------------------------------|--------------------------------|-------|------|------|------------|----------------------------|----------------------------|
| RT1400B6* | RT1400B7* | H | 50 | 25 | 3 x 9 | RT2400B6* | RT2400B7* |
| RT1401B6 | RT1401B7 | H | 25 | 22 | 3 x 9 | RT2401B6 | RT2401B7 |
| RT1402B6* | RT1402B7* | F | 50 | - | 3 x 9 | RT2402B6* | RT2402B7* |
| RT1403B6* | RT1403B7* | F | 25 | - | 3 x 9 | RT2403B6* | RT2403B7* |
| RT1404B6* | RT1404B7* | C | 25 | - | 4 x 9 | RT2404B6* | RT2404B7* |
| RT1405B6* | RT1405B7* | C | 22 | - | 4 x 9 | RT2405B6* | RT2405B7* |
| RT1407B6* | RT1407B7* | F | 35 | - | 3 x 9 | RT2407B6* | RT2407B7* |
| RT1408B6* | RT1408B7* | H | 60 | 25 | 3 x 9 | RT2408B6* | RT2408B7* |
| RT1430B6 | RT1430B7 | F | 60 | - | 3 x 9 | RT2430B6 | RT2430B7 |
| RT1432B6 | RT1432B7 | F | 120 | - | 3 x 9 | RT2432B6 | RT2432B7 |
| RT1460B6 | RT1460B7 | C | 50 | - | 4 x 9 | RT2460B6 | RT2460B7 |
| RT1463B6* | RT1463B7 | C | 33 | - | 4 x 9 | RT2463B6* | RT2463B7 |
| RT1465B6 | RT1465B7 | C | 47 | - | 4 x 9 | RT2465B6 | RT2465B7 |
| RT1467B6* | RT1467B7* | F | 75 | - | 3 x 9 | RT2467B6* | RT2467B7* |
| RT1468B6* | RT1468B7* | F | 150 | - | 3 x 9 | RT2468B6* | RT2468B7* |

*Indicates available Top Probe-able part numbers. Refer to the following link for detailed Top Side Probe-able information: www.ctscorp.com/components/clearone/TopProveClearOne.pdf

Packaging Information

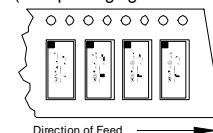
| Suffix | TR7 | TR13 |
|---------------|--------|---------|
| Tape Width | 24 mm | 24mm |
| Carrier Pitch | 8 mm | 8 mm |
| Reel Diameter | 7 inch | 13 inch |
| Parts/Reel | 1,000 | 4,000 |

Part Number Coding

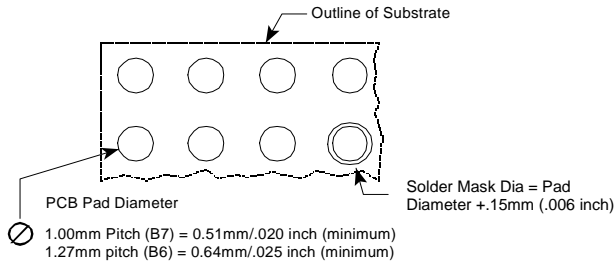
7 inch reel, Add TR7 to part number, example RT2400B6TR7

13 inch reel, Add TR13 to part number, example RT2400B6TR13

(Bulk packaging is not available)



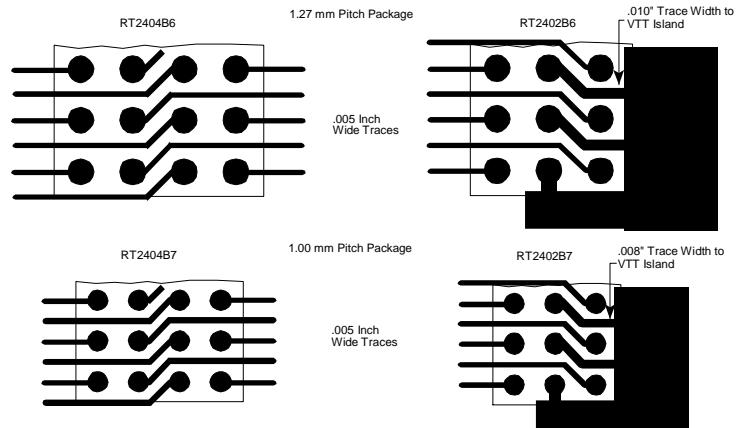
Recommended Land Pattern



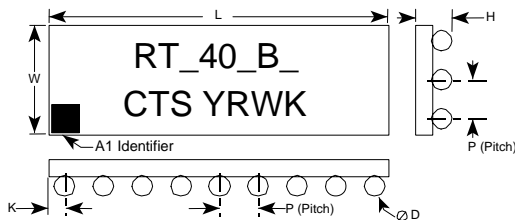
For .006" Thick Solder Paste Stencil, Aperture Opening Should be Equal to the PCB Pad Diameter.

Refer to www.ctscorp.com/components/clearone.asp for additional PCB design information

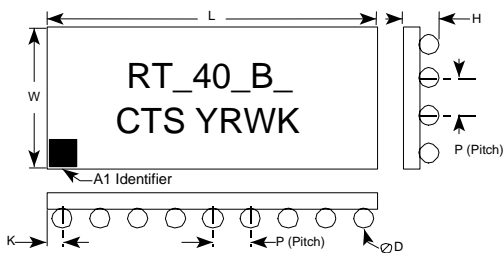
BGA Routing Scheme



Mechanical Diagrams

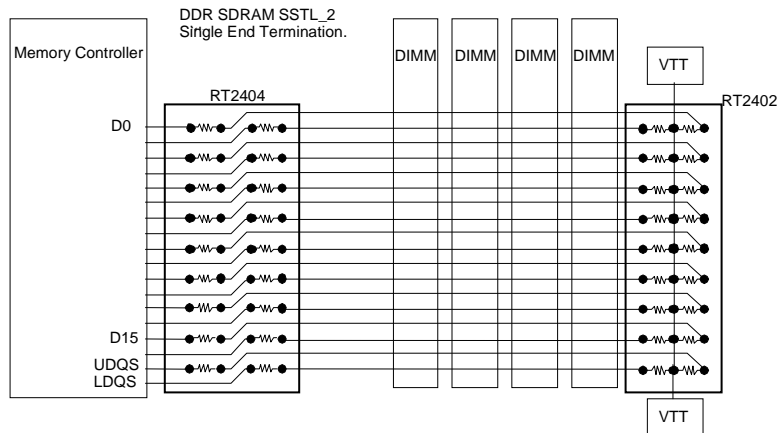
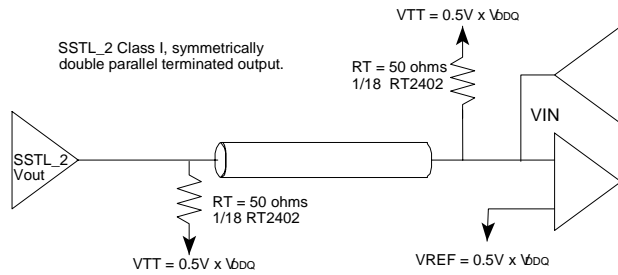
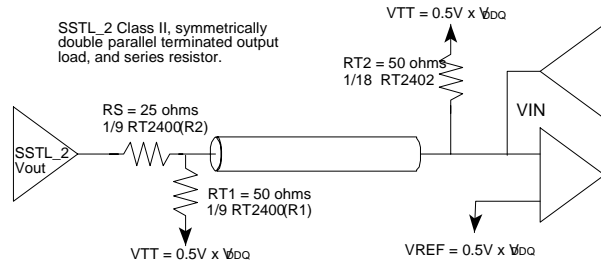
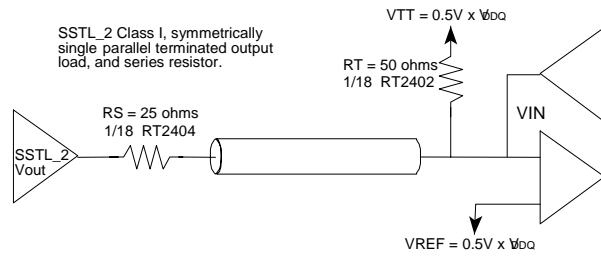


| 1.27mm Pitch | | L | W | H | P | D | K |
|--------------|------|------------|-----------|-----------|-----------|-----------|-----------|
| Styles H & F | mm | 11.43±0.15 | 3.81±0.15 | 1.32±0.15 | 1.27±0.25 | 0.76±0.05 | 0.64±0.25 |
| | inch | .450±.006 | .150±.006 | .052±.006 | .050±.010 | .030±.002 | .025±.010 |
| 1.0mm Pitch | | L | W | H | P | D | K |
| Styles H & F | mm | 9.00±0.15 | 3.00±0.15 | 1.19±0.15 | 1.00±0.25 | 0.64±0.05 | 0.50±0.25 |
| | inch | .354±.006 | .118±.006 | .047±.006 | .039±.010 | .025±.002 | .020±.010 |



| 1.27mm Pitch | | L | W | H | P | D | K |
|--------------|------|------------|-----------|-----------|-----------|-----------|-----------|
| Style C | mm | 11.43±0.15 | 5.08±0.15 | 1.32±0.15 | 1.27±0.25 | 0.76±0.05 | 0.64±0.25 |
| | inch | .450±.006 | .200±.006 | .052±.006 | .050±.010 | .030±.002 | .025±.010 |
| 1.0mm Pitch | | L | W | H | P | D | K |
| Style C | mm | 9.00±0.15 | 4.00±0.15 | 1.19±0.15 | 1.00±0.25 | 0.64±0.05 | 0.50±0.25 |
| | inch | .354±.006 | .157±.006 | .047±.006 | .039±.010 | .025±.002 | .020±.010 |

Applications



Complete ClearONE Product, Processing, and Application Information can be found at the following link:

<http://www.ctscorp.com/components/clearone.asp>

This product is covered by one or more of the following U.S. and foreign patents:

US 5,977,863; TW 133,148; US 6,005,777; US 6,194,979; TW 89104035; US 6,097,277; US 6,246,312; US 6,749,775; US 6,577,225; US 6,963,265; US 6,897,761; US 6,882,266; US 6,946,733; US 6,856,516. Other U.S. and foreign patents pending.



Компания «ЭлектроПласт» предлагает заключение долгосрочных отношений при поставках импортных электронных компонентов на взаимовыгодных условиях!

Наши преимущества:

- Оперативные поставки широкого спектра электронных компонентов отечественного и импортного производства напрямую от производителей и с крупнейших мировых складов;
- Поставка более 17-ти миллионов наименований электронных компонентов;
- Поставка сложных, дефицитных, либо снятых с производства позиций;
- Оперативные сроки поставки под заказ (от 5 рабочих дней);
- Экспресс доставка в любую точку России;
- Техническая поддержка проекта, помощь в подборе аналогов, поставка прототипов;
- Система менеджмента качества сертифицирована по Международному стандарту ISO 9001;
- Лицензия ФСБ на осуществление работ с использованием сведений, составляющих государственную тайну;
- Поставка специализированных компонентов (Xilinx, Altera, Analog Devices, Intersil, Interpoint, Microsemi, Aeroflex, Peregrine, Syfer, Eurofarad, Texas Instrument, Miteq, Cobham, E2V, MA-COM, Hittite, Mini-Circuits, General Dynamics и др.);

Помимо этого, одним из направлений компании «ЭлектроПласт» является направление «Источники питания». Мы предлагаем Вам помощь Конструкторского отдела:

- Подбор оптимального решения, техническое обоснование при выборе компонента;
- Подбор аналогов;
- Консультации по применению компонента;
- Поставка образцов и прототипов;
- Техническая поддержка проекта;
- Защита от снятия компонента с производства.



Как с нами связаться

Телефон: 8 (812) 309 58 32 (многоканальный)

Факс: 8 (812) 320-02-42

Электронная почта: org@eplast1.ru

Адрес: 198099, г. Санкт-Петербург, ул. Калинина, дом 2, корпус 4, литера А.