



100W Single Output with PFC Function

HRP-100 series



- Features :
 - Universal AC input / Full range
 - Built-in active PFC function
 - High efficiency up to 90%
 - Withstand 300VAC surge input for 5 seconds
 - Protections: Short circuit / Overload / Over voltage
 - Protections: Over temperature (optional)
 - Cooling by free air convection
 - 1U low profile 38mm
 - Built-in remote ON-OFF control
 - No load power consumption<0.5W
 - All using 105°C long life electrolytic capacitors
 - 5 years warranty

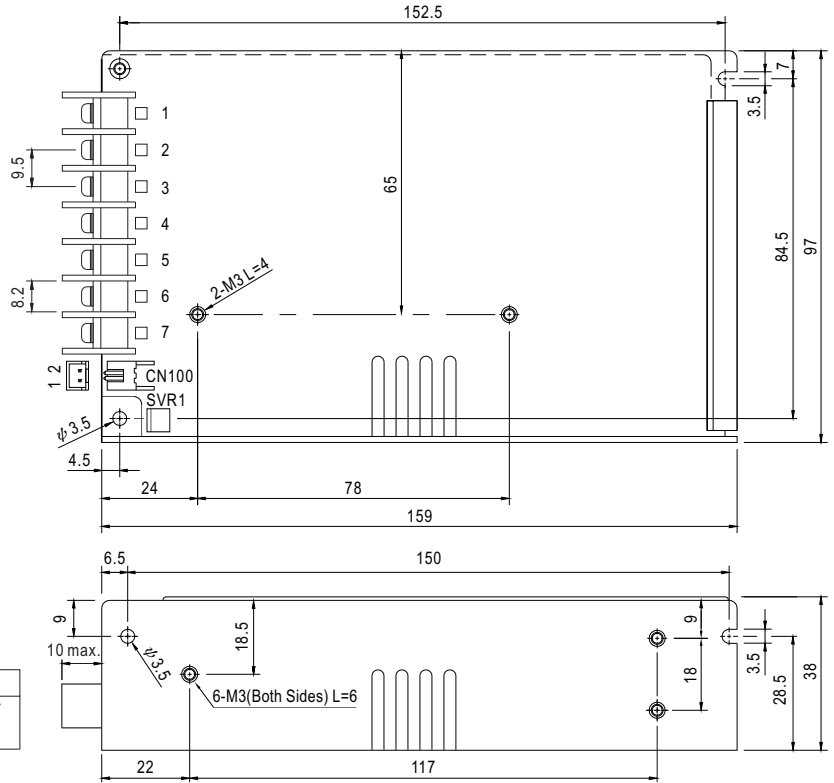


SPECIFICATION

MODEL	HRP-100-3.3	HRP-100-5	HRP-100-7.5	HRP-100-12	HRP-100-15	HRP-100-24	HRP-100-36	HRP-100-48		
OUTPUT	DC VOLTAGE	3.3V	5V	7.5V	12V	15V	24V	36V	48V	
	RATED CURRENT	20A	17A	13.5A	8.5A	7A	4.5A	2.9A	2.2A	
	CURRENT RANGE	0 ~ 20A	0 ~ 17A	0 ~ 13.5A	0 ~ 8.5A	0 ~ 7A	0 ~ 4.5A	0 ~ 2.9A	0 ~ 2.2A	
	RATED POWER	66W	85W	101.3W	102W	105W	108W	104.4W	105.6W	
	RIPPLE & NOISE (max.) Note.2	80mVp-p	80mVp-p	100mVp-p	120mVp-p	150mVp-p	150mVp-p	200mVp-p	240mVp-p	
	VOLTAGE ADJ. RANGE	3.1 ~ 3.8V	4.75 ~ 5.8V	7.1 ~ 9V	11.4 ~ 13.8V	14.25 ~ 18V	22.8 ~ 28.8V	34.2 ~ 39.6V	45.6 ~ 55.2V	
	VOLTAGE TOLERANCE Note.3	+2.5,-3.5%	±2.5%	±2.5%	±1.5%	±1.5%	±1.5%	±1.5%	±1.5%	
	LINE REGULATION	±0.5%	±0.5%	±0.5%	±0.3%	±0.3%	±0.2%	±0.2%	±0.2%	
	LOAD REGULATION	±2.0%	±2.0%	±1.5%	±0.8%	±0.8%	±0.5%	±0.5%	±0.5%	
	SETUP, RISE TIME	2500ms, 100ms/230VAC 2500ms, 100ms/115VAC at full load								
HOLD UP TIME (Typ.)	50ms/230VAC 20ms/115VAC at full load									
INPUT	VOLTAGE RANGE Note.5	85 ~ 264VAC 120 ~ 370VDC								
	FREQUENCY RANGE	47 ~ 63Hz								
	POWER FACTOR (Typ.)	PF>0.95/230VAC		PF>0.98/115VAC at full load						
	EFFICIENCY (Typ.)	78%	83%	84%	87.5%	88%	88.5%	89%	90%	
	AC CURRENT (Typ.)	1.1A/115VAC	0.6A/230VAC							
	INRUSH CURRENT (Typ.)	35A/115VAC	65A/230VAC							
LEAKAGE CURRENT	<1mA / 240VAC									
PROTECTION	OVERLOAD	105 ~ 135% rated output power Protection type : Constant current limiting for Vo=50 ~ 100% of rated voltage, recovers automatically after fault condition is removed								
	OVER VOLTAGE	3.96 ~ 4.62V	6 ~ 7V	9.4 ~ 10.9V	14.4 ~ 16.8V	18.8 ~ 21.8V	30 ~ 34.8V	41.4 ~ 48.6V	57.6 ~ 67.2V	
	OVER TEMPERATURE	Shut down o/p voltage, recovers automatically after temperature goes down Protection type : Shut down o/p voltage, re-power on to recover								
FUNCTION	REMOTE CONTROL	RC+/RC- : 0 ~ 0.8V= power on ; 4 ~ 10V = power off								
ENVIRONMENT	WORKING TEMP.	-40 ~ +60°C (Refer to "Derating Curve")								
	WORKING HUMIDITY	20 ~ 90% RH non-condensing								
	STORAGE TEMP., HUMIDITY	-40 ~ +85°C, 10 ~ 95% RH								
	TEMP. COEFFICIENT	±0.04%/°C (0 ~ 50°C)								
	VIBRATION	10 ~ 500Hz, 5G 10min./1cycle, 60min. each along X, Y, Z axes								
SAFETY & EMC (Note 4)	SAFETY STANDARDS	UL62368-1,TUV EN62368-1, AS/NZS62368.1, EAC TP TC 004 approved								
	WITHSTAND VOLTAGE	I/P-O/P:3KVAC	I/P-FG:2KVAC	O/P-FG:0.5KVAC						
	ISOLATION RESISTANCE	I/P-O/P, I/P-FG, O/P-FG:100M Ohms / 500VDC / 25°C / 70% RH								
	EMC EMISSION	Compliance to EN55032 (CISPR32) Class B, EN61000-3-2,-3, EAC TP TC 020								
	EMC IMMUNITY	Compliance to EN61000-4-2,3,4,5,6,8,11, EN55024, EN61000-6-2, heavy industry level, criteria A, EAC TP TC 020								
OTHERS	MTBF	295.7K hrs min. MIL-HDBK-217F (25°C)								
	DIMENSION	159*97*38mm (L*W*H)								
	PACKING	0.56Kg; 24pcs/15Kg/0.76CUFT								
NOTE	1. All parameters NOT specially mentioned are measured at 230VAC input, rated load and 25°C of ambient temperature. 2. Ripple & noise are measured at 20MHz of bandwidth by using a 12" twisted pair-wire terminated with a 0.1uf & 47uf parallel capacitor. 3. Tolerance : includes set up tolerance, line regulation and load regulation. 4. The power supply is considered a component which will be installed into a final equipment. All the EMC tests are been executed by mounting the unit on a 360mm*360mm metal plate with 1mm of thickness. The final equipment must be re-confirmed that it still meets EMC directives. For guidance on how to perform these EMC tests, please refer to "EMI testing of component power supplies." (as available on http://www.meanwell.com) 5. Derating may be needed under low input voltages. Please check the derating curve for more details. 6. The ambient temperature derating of 3.5°C/1000m with fanless models and of 5°C/1000m with fan models for operating altitude higher than 2000m(6500ft).									

Mechanical Specification

Case No.901I Unit:mm



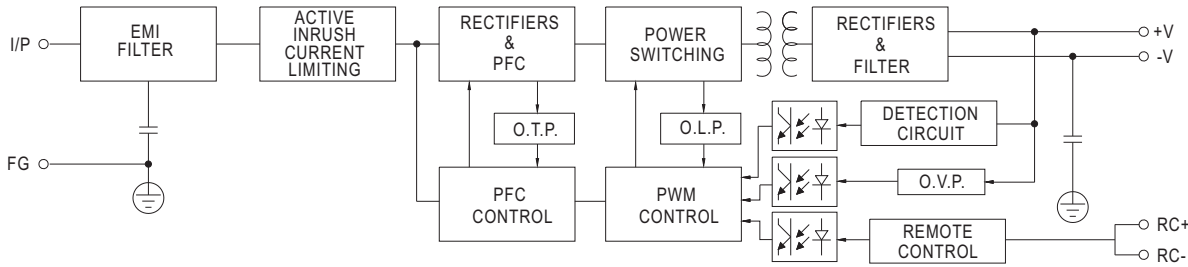
Terminal Pin No. Assignment

Pin No.	Assignment	Pin No.	Assignment
1	AC/L	4,5	DC OUTPUT -V
2	AC/N	6,7	DC OUTPUT +V
3	FG		

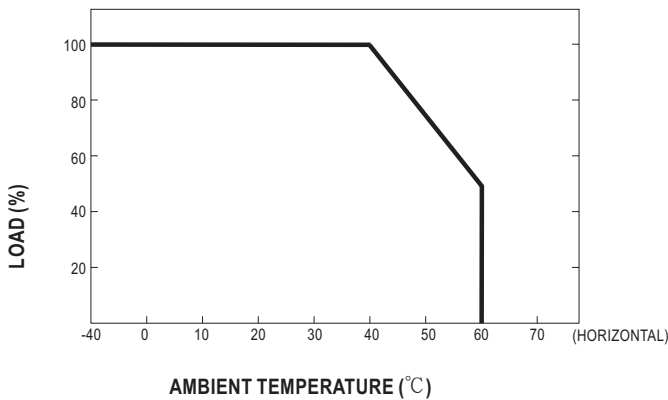
Remote ON/OFF (CN100) : JST B-XH or equivalent

Pin No.	Assignment	Mating Housing	Terminal
1	RC-	JST XHP or equivalent	JST SXH-001T or equivalent
2	RC+		

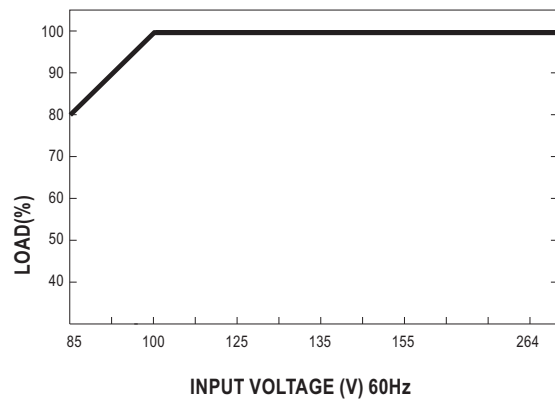
Block Diagram



Derating Curve



Output Derating VS Input Voltage





Компания «ЭлектроПласт» предлагает заключение долгосрочных отношений при поставках импортных электронных компонентов на взаимовыгодных условиях!

Наши преимущества:

- Оперативные поставки широкого спектра электронных компонентов отечественного и импортного производства напрямую от производителей и с крупнейших мировых складов;
- Поставка более 17-ти миллионов наименований электронных компонентов;
- Поставка сложных, дефицитных, либо снятых с производства позиций;
- Оперативные сроки поставки под заказ (от 5 рабочих дней);
- Экспресс доставка в любую точку России;
- Техническая поддержка проекта, помощь в подборе аналогов, поставка прототипов;
- Система менеджмента качества сертифицирована по Международному стандарту ISO 9001;
- Лицензия ФСБ на осуществление работ с использованием сведений, составляющих государственную тайну;
- Поставка специализированных компонентов (Xilinx, Altera, Analog Devices, Intersil, Interpoint, Microsemi, Aeroflex, Peregrine, Syfer, Eurofarad, Texas Instrument, Miteq, Cobham, E2V, MA-COM, Hittite, Mini-Circuits, General Dynamics и др.);

Помимо этого, одним из направлений компании «ЭлектроПласт» является направление «Источники питания». Мы предлагаем Вам помощь Конструкторского отдела:

- Подбор оптимального решения, техническое обоснование при выборе компонента;
- Подбор аналогов;
- Консультации по применению компонента;
- Поставка образцов и прототипов;
- Техническая поддержка проекта;
- Защита от снятия компонента с производства.



Как с нами связаться

Телефон: 8 (812) 309 58 32 (многоканальный)

Факс: 8 (812) 320-02-42

Электронная почта: org@eplast1.ru

Адрес: 198099, г. Санкт-Петербург, ул. Калинина, дом 2, корпус 4, литера А.