

**USB-ISO - USB 2.0 compliant, 1000VDC**  
**USB Full Speed isolator**

**Users Manual**



All boards produced by Olimex are ROHS compliant

Rev. D, July 2011

Copyright(c) 2011, OLIMEX Ltd, All rights reserved

## INTRODUCTION

USB-ISO is USB Full speed USB 2.0 compliant port isolator with 1000V isolation voltage. This device is very useful as protects your PC computer USB host from over-voltages, ESD shock. USB-ISO provides 1000VDC isolation and this way you can connect to your PC programmers and debuggers which work directly with targets at high voltages like 220V mains power supply etc. Even if your target is not connected to high voltage, USB-ISO is additional protection for your valuable computer, laptop etc. USB-ISO may work with or without external power supply, if no external power supply it generates with isolated DC-DC converter 5V isolated voltage for your USB device by taking power from your USB host, if your USB device needs more power than your USB host can provide, there is external power supply option you can connect any power supply adapter which provides power supply from +8 to +15VDC and USB-ISO internal DC-DC will convert it to 5VDC for the USB device. Note that in this case the external power supply should be ISOLATED as this DC-DC converter is not isolated and the external power supply will be directly connected to your USB programmer/debugger etc! Just your PC side will be isolated.

## USB-ISO FEATURES

- USB isolation 1000VDC between USB host and USB device
- Fully USB 2.0 Compliant
- Full speed data rate: 1.5 Mbps and 12 Mbps
- Bidirectional communication
- Short-circuit protection for xD+ and xD- lines
- Class 3A contact ESD performance per ANSI/ESD STM5.1-2007
- High common-mode transient immunity: >25 kV/ $\mu$ s
- USB\_DEVICE connector- which is USB-B type and have to be connected to the PC USB host.
- USB\_HOST connector which is USB-A type and have to be connected to the USB device like USB JTAG, programmer, debugger etc
- Power Jack for external power supply with +8-15VDC, **note this power jack is not isolated from the USB\_HOST connector**
- A DC-DC converter supplies isolated voltage to the USB\_DEVICE from either the external power supply, or (if no external power supply is connected) from the USB\_HOST device
- dimensions 41.5x36.5 mm (1.634x1.437")

## **ELECTROSTATIC WARNING**

The USB-ISO board is shipped in protective anti-static packaging. The board must not be subject to high electrostatic potentials. General practice for working with static sensitive devices should be applied when working with this board.

## **BOARD USE REQUIREMENTS**

**Cables:** You need two 1.8 meter USB A-B cable to connect to the PC and to your USB isolated device. Note these cables should be with LOW resistance (under 1 ohm) and good insulation, on the market there are cheap cables with HIGH resistance (above 1 ohm) and poor insulation which are not good for USB connection and cause signal fading and lost of communication packets.

## **SAFETY AND REGULATORY APPROVALS:**

The USB isolator component used in USB-ISO have the following regulatory approvals:

- UL recognition: 5000 V rms for 1 minute per
  - UL 1577 (pending)
- CSA Component Acceptance Notice #5A
  - IEC 60601-1: 125 V rms (reinforced)
  - IEC 60950-1: 380 V rms (reinforced)
- VDE certificate of conformity (pending)
  - DIN V VDE V 0884-10 (VDE V 0884-10):2006-12
  - VIORM = 846 V peak

## **POWER SUPPLY CIRCUIT**

USB-ISO can take power from two sources:

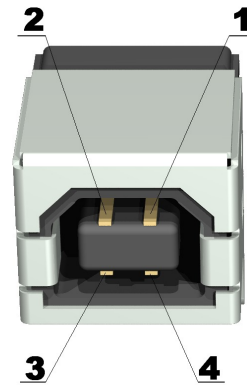
- External Power Jack +8-15 V DC
- +5V from USB\_HOST, in this case maximum current available depend on the maximum current which PC USB host can provide and may be in 100-500mA range

## CONNECTOR DESCRIPTIONS

### USB DEVICE

This connector is used to connect to the PC USB host

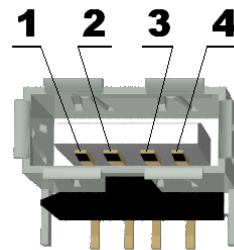
Pin #	Signal Name
1	+5V_USB_DEV
2	DEV_D-
3	DEV_D+
4	GND_DEV



### USB HOST

This connector is used to connect to you USB device – programmer, debugger etc which you want to isolate from your PC.

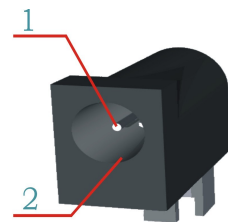
Pin #	Signal Name
1	HOST_PWR
2	HOST_D-
3	HOST_D+
4	GND_HOST



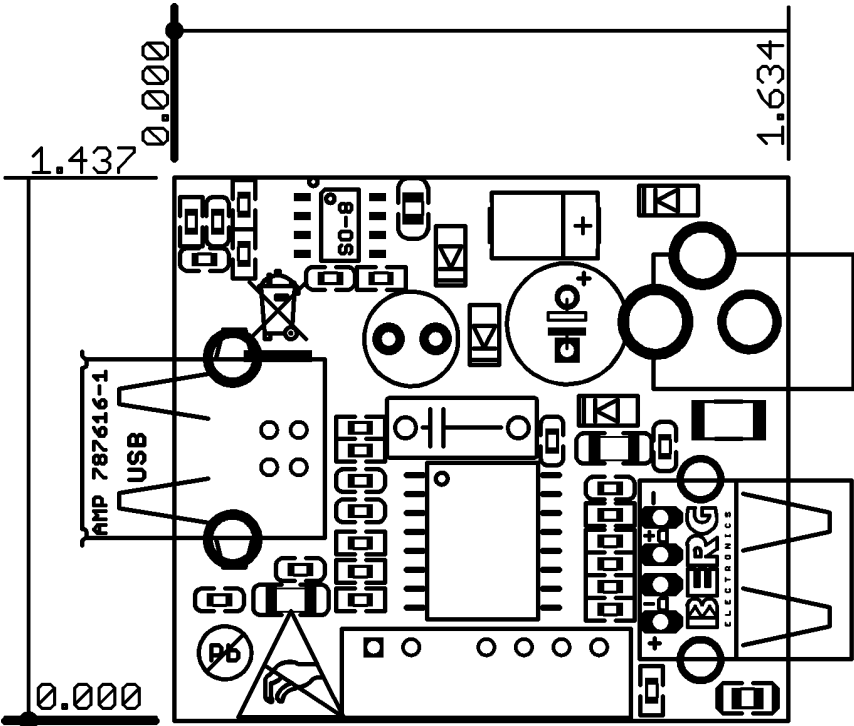
### PWR JACK

This connector is for additional power supply to USB device.

Pin #	Signal Name
1	Power Input
2	GND_HOST



MECHANICAL DIMENSIONS



All measures are in inches.

## **ORDER CODE**

USB-ISO - assembled and tested

How to order?

You can order to us directly or by any of our distributors.

Check our web [www.olimex.com/dev](http://www.olimex.com/dev) for more info.

### **Revision history:**

REV. A	- create October 2009
REV. B	- edited by TU March 2010
REV. C	- edited DC-DC power supply description in board features
REV. D	- edited USB types in BOARD FEATURES

**Disclaimer:**

© 2011 Olimex Ltd. All rights reserved. Olimex®, logo and combinations thereof, are registered trademarks of Olimex Ltd. Other terms and product names may be trademarks of others.

The information in this document is provided in connection with Olimex products. No license, express or implied or otherwise, to any intellectual property right is granted by this document or in connection with the sale of Olimex products.

Neither the whole nor any part of the information contained in or the product described in this document may be adapted or reproduced in any material from except with the prior written permission of the copyright holder.

The product described in this document is subject to continuous development and improvements. All particulars of the product and its use contained in this document are given by OLIMEX in good faith. However all warranties implied or expressed including but not limited to implied warranties of merchantability or fitness for purpose are excluded.

This document is intended only to assist the reader in the use of the product. OLIMEX Ltd. shall not be liable for any loss or damage arising from the use of any information in this document or any error or omission in such information or any incorrect use of the product.



Компания «ЭлектроПласт» предлагает заключение долгосрочных отношений при поставках импортных электронных компонентов на взаимовыгодных условиях!

Наши преимущества:

- Оперативные поставки широкого спектра электронных компонентов отечественного и импортного производства напрямую от производителей и с крупнейших мировых складов;
- Поставка более 17-ти миллионов наименований электронных компонентов;
- Поставка сложных, дефицитных, либо снятых с производства позиций;
- Оперативные сроки поставки под заказ (от 5 рабочих дней);
- Экспресс доставка в любую точку России;
- Техническая поддержка проекта, помощь в подборе аналогов, поставка прототипов;
- Система менеджмента качества сертифицирована по Международному стандарту ISO 9001;
- Лицензия ФСБ на осуществление работ с использованием сведений, составляющих государственную тайну;
- Поставка специализированных компонентов (Xilinx, Altera, Analog Devices, Intersil, Interpoint, Microsemi, Aeroflex, Peregrine, Syfer, Eurofarad, Texas Instrument, Miteq, Cobham, E2V, MA-COM, Hittite, Mini-Circuits, General Dynamics и др.);

Помимо этого, одним из направлений компании «ЭлектроПласт» является направление «Источники питания». Мы предлагаем Вам помощь Конструкторского отдела:

- Подбор оптимального решения, техническое обоснование при выборе компонента;
- Подбор аналогов;
- Консультации по применению компонента;
- Поставка образцов и прототипов;
- Техническая поддержка проекта;
- Защита от снятия компонента с производства.



#### Как с нами связаться

**Телефон:** 8 (812) 309 58 32 (многоканальный)

**Факс:** 8 (812) 320-02-42

**Электронная почта:** [org@eplast1.ru](mailto:org@eplast1.ru)

**Адрес:** 198099, г. Санкт-Петербург, ул. Калинина, дом 2, корпус 4, литера А.