

# POWER RELAY

## 1 POLE - 5A SLIM POWER RELAY


### FTR-MY Series

RoHS compliant



#### FEATURES

- Width 5mm, height 12mm,(31% smaller than NY series) area 100 mm<sup>2</sup>, super slim , low power, compact and light weight 2.5gr.
- Nominal power: 110mW (8% less than NY series), Operate power: 54mW  
High sensitive
- High reliability, bifurcated gold overlay silver alloy (cadmium free)
- Complies with IEC 61010, 61131
- Dielectric strength: 3000VAC
- Surge strength: 5080V
- SAFETY STANDARDS  
UL, CSA, VDE, CQC
- RoHS Compliant since production
- Plastic sealed type



#### APPLICATIONS

- PLC, I/O module Inverter Control

#### ORDERING INFORMATION

[Example]      FTR-MY    A    A    012    D    - \*\*  
                          (a)    (b)    (c)    (d)    (e)    (f)

(a)	Series Name	FTR-MY Series
(b)	Contact Arrangement	A : 1 Form A
(c)	Coil Type	A : 110 mW
(d)	Coil Nominal Voltage	4.5 : 4.5VDC    012 : 12 VDC 005 : 5 VDC    018 : 18 VDC 006 : 6 VDC    024 : 24 VDC 009 : 9 VDC
(e)	Contact Material	D : Gold overlay Silver alloy
(f)	Custom Designation	Special Number

Note: The designation name is stamped on the top of the relay case as follows:  
 Example.: Ordering code: FTR-MYAA012D    Actual marking: MYAA012D

# FTR-MY SERIES

## ■ COIL DATA CHART

MODEL	Nominal Voltage	Coil Resistance (± 10%)	Must Operate Voltage*	Must Release Voltage*	Nominal Power
FTR-MY Series					
FTR-MYAA4.5D	4.5 VDC	185 Ω	3.15 VDC	0.225 VDC	110 mW
FTR-MYAA005D	5 VDC	230 Ω	3.5 VDC	0.25 VDC	110 mW
FTR-MYAA006D	6 VDC	330 Ω	4.2 VDC	0.3 VDC	110 mW
FTR-MYAA009D	9 VDC	740 Ω	6.3 VDC	0.45 VDC	110 mW
FTR-MYAA012D	12 VDC	1,310 Ω	8.4 VDC	0.6 VDC	110 mW
FTR-MYAA018D	18 VDC	2,950 Ω	12.6 VDC	0.9 VDC	110 mW
FTR-MYAA024D	24 VDC	5,240 Ω	16.8 VDC	1.2 VDC	110 mW

Note: All values in the table are measured at 20°C.

\*: Specified values are subject to pulse

## ■ SPECIFICATIONS

Item		FTR-MY	
Contact	Arrangement	1 form A	
	Material	Gold overlay silver alloy	
	Configuration	Bifurcated (Crossbar)	
	Resistance (initial)	Maximum 30 mΩ (at 1 A 6 VDC)	
	Rating (resistive)	5 A 250 VAC / 5A 30 VDC	
	Maximum Carrying Current	5 A	
	Maximum Switching Rating	1250 VA, 150W	
	Maximum Switching Voltage	277 VAC, 125 VDC	
	Maximum Switching Current	5 A	
	Minimum Switching Load* <sup>1</sup>	5 VDC 1mA	
Coil	Nominal Power (at 20°C)	110 mW	
	Operate Power (at 20°C)	54 mW	
	Operating Temperature	-40°C to +90°C (no frost)	
Time Value	Operate (at nominal voltage)	Maximum 10 ms	
	Release (at nominal voltage)	Maximum 5 ms	
Life	Mechanical	2 x 10 <sup>7</sup> operations minimum	
	Electrical	1 × 10 <sup>5</sup> operations minimum (at 3A 250VAC, 30VDC resistive) 5 × 10 <sup>4</sup> operations minimum (at 5 A 250 VAC, 30 VDC resistive) (switching frequency 20 times/minute)	
Other	Vibration Resistance	Misoperation	10 to 55 Hz (double amplitude of 1.5 mm)
		Endurance	10 to 55 Hz (double amplitude of 1.5 mm)
	Shock Resistance	Misoperation	100 m/s <sup>2</sup> (11 ± 1 ms)
		Endurance	1,000 m/s <sup>2</sup> (6 ± 1 ms)
	Weight	Approximately 2.5 g	

\*<sup>1</sup> Minimum switching loads mentioned above are reference values. Please perform the confirmation test with the actual load before production since reference values may vary according to switching frequencies, environmental conditions and expected reliability levels.

# FTR-MY SERIES

## ■ INSULATION

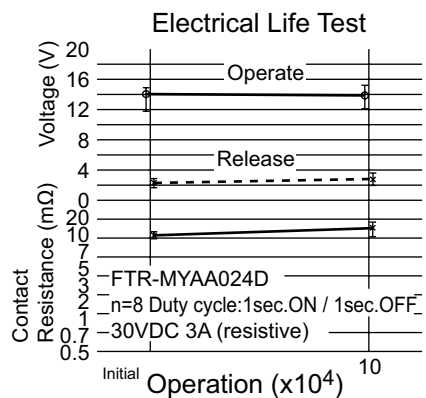
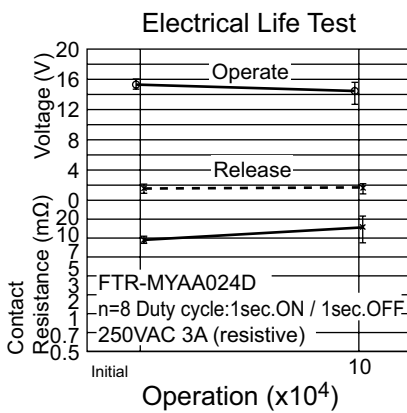
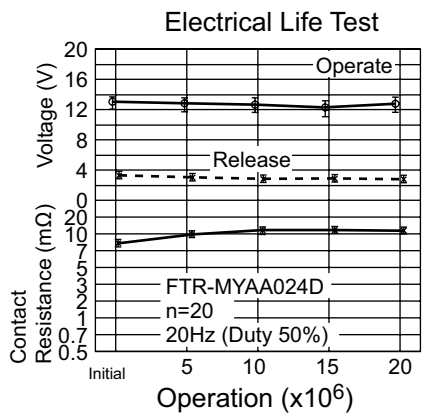
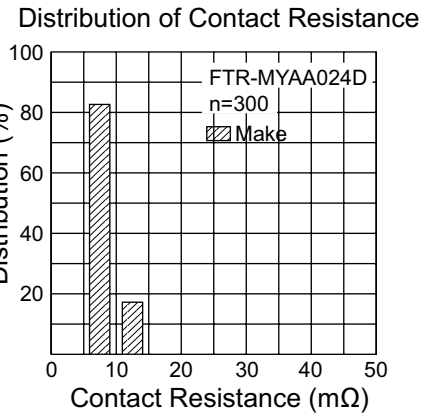
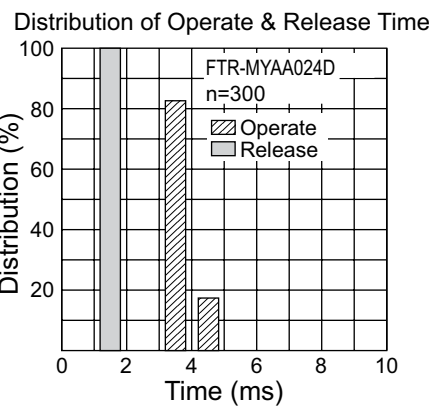
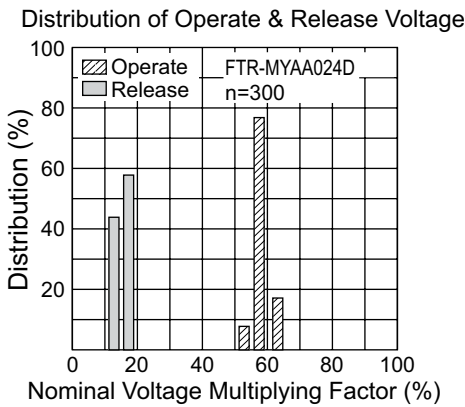
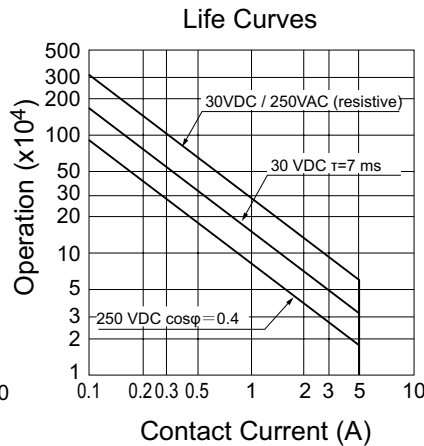
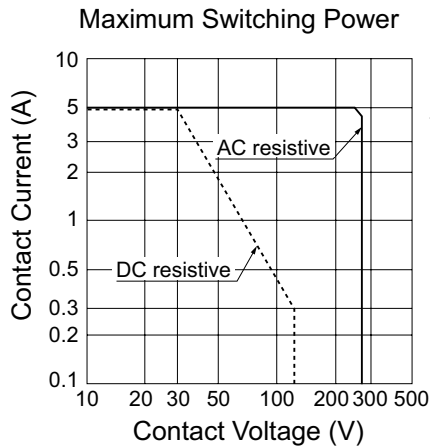
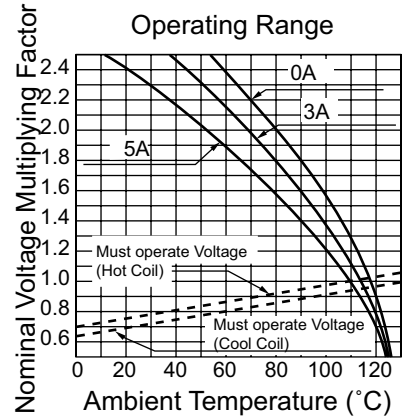
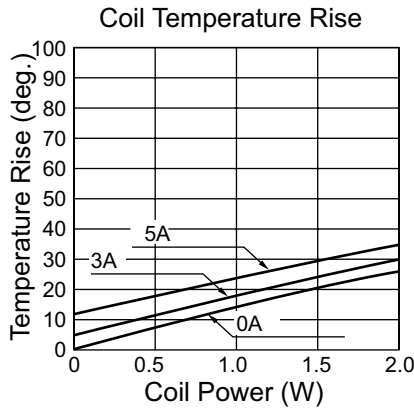
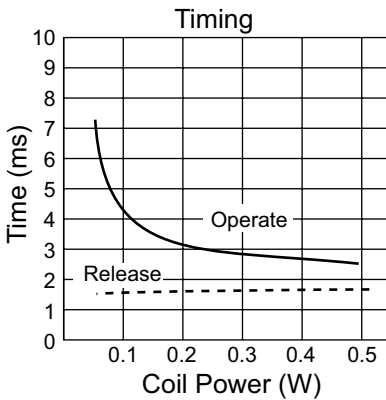
Item	FTR-MY	Note
Resistance (initial)	Minimum 1,000 MΩ	at 500 VDC
Dielectric Strength	open contacts	750 VAC 1 min.
	coil and contacts	3,000 VAC 1 min.
Surge Voltage	5,080 V	1.2 x 50μs standard wave

## ■ SAFETY STANDARDS

Type	Compliance	Contact rating
UL	UL 508, UL 1604	Flammability: UL 94-V0 (plastics) 5A, 277 VAC (resistive) 5A, 30 VDC (resistive)
	E63614, E225300	
CSA	C22.2 No. 14 LR 40304	1/10 HP, 277VAC /125VAC Pilot duty: D300, C300, R300

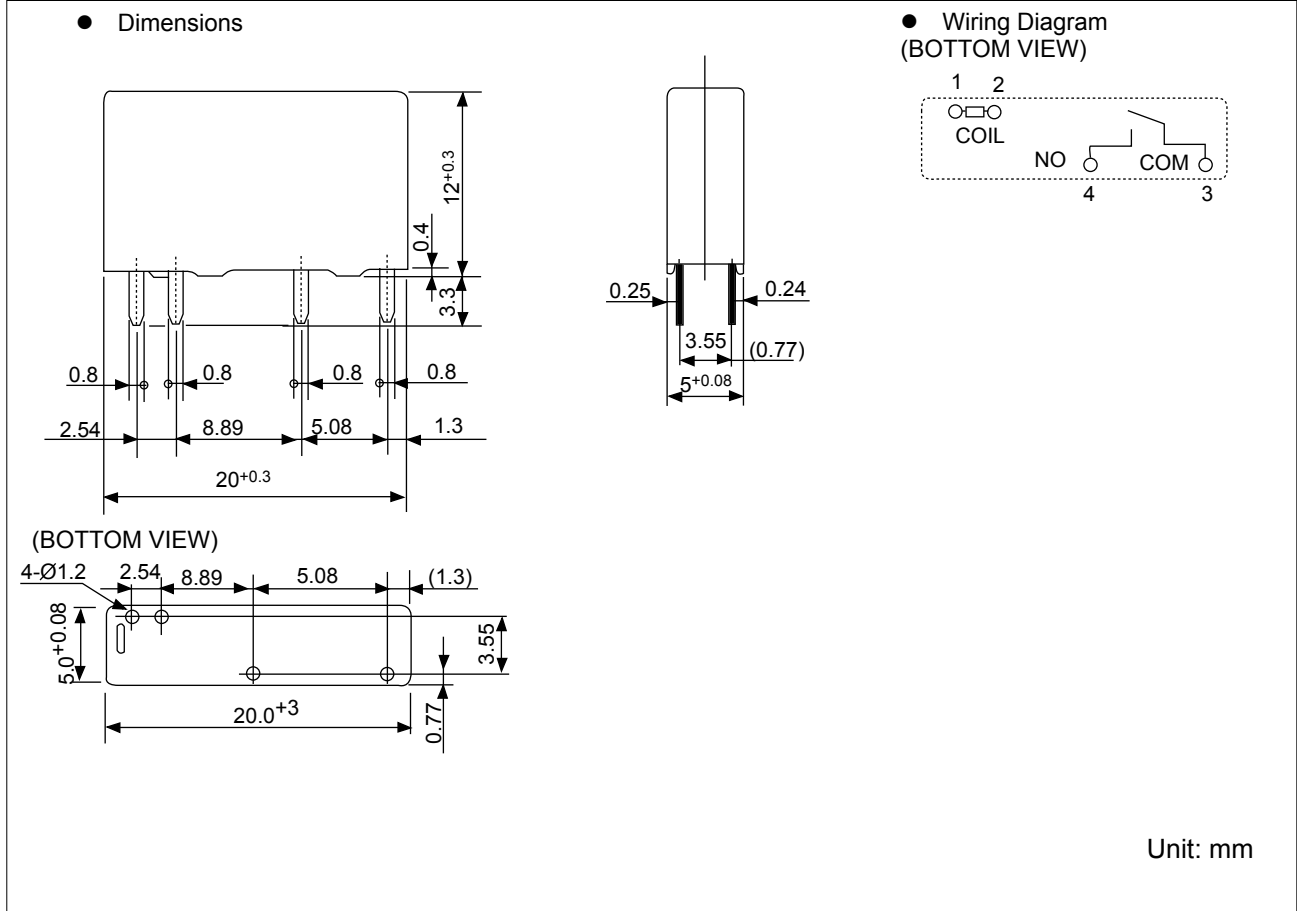
# FTR-MY SERIES

## REFERENCE DATA



# FTR-MY SERIES

## ■ DIMENSIONS



## RoHS Compliance and Lead Free Relay Information

### 1. General Information

- Relays produced after the specific date code that is indicated on each data sheet are lead-free now. All of our signal and power relays are lead-free. Please refer to Lead-Free Status Info. (<http://www.fujitsu.com/us/downloads/MICRO/fcai/relays/lead-free-letter.pdf>)
- Lead free solder paste currently used in relays is Sn-3.0Ag-0.5Cu.
- All signal and power relays also comply with RoHS. Please refer to individual data sheets. Relays that are RoHS compliant do not contain the 5 hazardous materials that are restricted by RoHS directive (lead, mercury, chromium IV, PBB, PBDE).
- It has been verified that using lead-free relays in leaded assembly process will not cause any problems (compatible).
- "LF" is marked on each outer and inner carton. (No marking on individual relays).
- To avoid leaded relays (for lead-free sample, etc.) please consult with area sales office.
- We will ship leaded relays as long as the leaded relay inventory exists.

Note: Cadmium was exempted from RoHS on October 21, 2005. (Amendment to Directive 2002/95/EC)

### 2. Recommended Lead Free Solder Profile

- Recommended solder paste Sn-3.0Ag-0.5Cu.

#### Reflow Solder condition

**Flow Solder condition:**

Pre-heating: maximum 120°C  
Soldering: dip within 5 sec. at  
260°C solder bath

**Solder by Soldering Iron:**

Soldering Iron  
Temperature: maximum 360°C  
Duration: maximum 3 sec.

**We highly recommend that you confirm your actual solder conditions**

### 3. Moisture Sensitivity

- Moisture Sensitivity Level standard is not applicable to electromechanical relays.

### 4. Tin Whisker

- Dipped SnAgCu solder is known as low risk tin whisker. No considerable length whisker was found by our in house test.

## Fujitsu Components International Headquarter Offices

### Japan

Fujitsu Component Limited  
Gotanda-Chuo Building  
3-5, Higashigotanda 2-chome, Shinagawa-ku  
Tokyo 141 8630, Japan  
Tel: (81-3) 5449-7010  
Fax: (81-3) 5449-2626  
Email: [promothq@fcl.fujitsu.com](mailto:promothq@fcl.fujitsu.com)  
Web: [www.fcl.fujitsu.com](http://www.fcl.fujitsu.com)

### North and South America

Fujitsu Components America, Inc.  
250 E. Caribbean Drive  
Sunnyvale, CA 94089 U.S.A.  
Tel: (1-408) 745-4900  
Fax: (1-408) 745-4970  
Email: [components@us.fujitsu.com](mailto:components@us.fujitsu.com)  
Web: <http://us.fujitsu.com/components/>

### Europe

Fujitsu Components Europe B.V.  
Diamantlaan 25  
2132 WV Hoofddorp  
Netherlands  
Tel: (31-23) 5560910  
Fax: (31-23) 5560950  
Email: [info@fceu.fujitsu.com](mailto:info@fceu.fujitsu.com)  
Web: [emea.fujitsu.com/components/](http://emea.fujitsu.com/components/)

### Asia Pacific

Fujitsu Components Asia Ltd.  
102E Pasir Panjang Road  
#01-01 Citilink Warehouse Complex  
Singapore 118529  
Tel: (65) 6375-8560  
Fax: (65) 6273-3021  
Email: [fcal@fcal.fujitsu.com](mailto:fcal@fcal.fujitsu.com)  
Web: <http://www.fujitsu.com/sg/services/micro/components/>

©2007 Fujitsu Components America, Inc. All rights reserved. All trademarks or registered trademarks are the property of their respective owners.

Fujitsu Components America or its affiliates do not warrant that the content of datasheet is error free. In a continuing effort to improve our products Fujitsu Components America, Inc. or its affiliates reserve the right to change specifications/datasheets without prior notice.  
Rev. November 30, 2007.



Компания «ЭлектроПласт» предлагает заключение долгосрочных отношений при поставках импортных электронных компонентов на взаимовыгодных условиях!

Наши преимущества:

- Оперативные поставки широкого спектра электронных компонентов отечественного и импортного производства напрямую от производителей и с крупнейших мировых складов;
- Поставка более 17-ти миллионов наименований электронных компонентов;
- Поставка сложных, дефицитных, либо снятых с производства позиций;
- Оперативные сроки поставки под заказ (от 5 рабочих дней);
- Экспресс доставка в любую точку России;
- Техническая поддержка проекта, помощь в подборе аналогов, поставка прототипов;
- Система менеджмента качества сертифицирована по Международному стандарту ISO 9001;
- Лицензия ФСБ на осуществление работ с использованием сведений, составляющих государственную тайну;
- Поставка специализированных компонентов (Xilinx, Altera, Analog Devices, Intersil, Interpoint, Microsemi, Aeroflex, Peregrine, Syfer, Eurofarad, Texas Instrument, Miteq, Cobham, E2V, MA-COM, Hittite, Mini-Circuits, General Dynamics и др.);

Помимо этого, одним из направлений компании «ЭлектроПласт» является направление «Источники питания». Мы предлагаем Вам помощь Конструкторского отдела:

- Подбор оптимального решения, техническое обоснование при выборе компонента;
- Подбор аналогов;
- Консультации по применению компонента;
- Поставка образцов и прототипов;
- Техническая поддержка проекта;
- Защита от снятия компонента с производства.



#### Как с нами связаться

**Телефон:** 8 (812) 309 58 32 (многоканальный)

**Факс:** 8 (812) 320-02-42

**Электронная почта:** [org@eplast1.ru](mailto:org@eplast1.ru)

**Адрес:** 198099, г. Санкт-Петербург, ул. Калинина, дом 2, корпус 4, литера А.