

Description


- The IQXT-260-11 employs an analogue ASIC for the oscillator and a high-order temperature compensation circuit in a 2.5 x 2.0mm size package.
- Model: IQXT-260-11
- Model Issue number: 1

Frequency Parameters

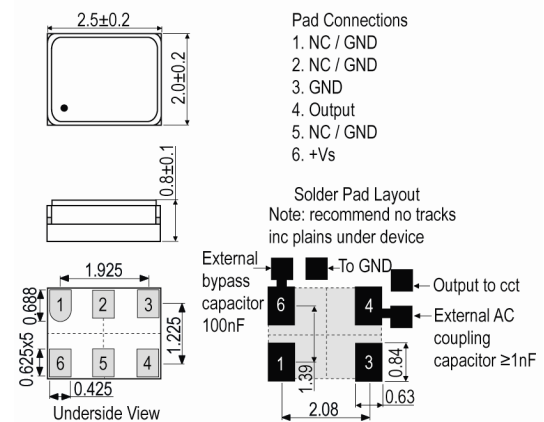
- Frequency: 19.20MHz
- Frequency Tolerance: ± 1.00 ppm
- Tolerance Condition: @ 25°C $\pm 2^\circ\text{C}$
- Frequency Stability: ± 0.50 ppm
- Operating Temperature Range: -30.00 to 85.00°C
- Ageing: ± 1 ppm max over 1yr @ 25°C
- Frequency Stability: TA varied over operating temperature range, measurement referenced to frequency observed with $F_{ref} = (F_{max} + F_{min})/2$, $V_s = 1.8\text{V}$ and load = 10k Ω //10pF.
- Frequency Slope (minimum of one frequency reading every 2°C):
 - 10 to 60°C: 0.05ppm/°C max
- Frequency Drift (calculated from frequency slope with temperature varied at a maximum of 1.92°C/min (0.032°C/s) over -10°C to 60°C): 1.6ppb/s max
- Frequency Slope (minimum of one frequency reading every 2°C):
 - 30 to 85°C: 0.1ppm/°C max
- Frequency Drift (calculated from frequency slope with temperature varied at a maximum of 0.96°C/min (0.016°C/s) over -30°C to 85°C): 1.6ppb/s max
- Note: Frequency Drift rate is calculated from the equation $\text{ppb/s} = ^\circ\text{C/s} \times \text{ppb}/^\circ\text{C}$
- Small Thermal Cycle Frequency Slope (measured at 0.5°C intervals over any 5°C heating and 5°C cooling cycle, at a minimum rate of 1°C/minute within the operating temperature range): 50ppb/°C max (Note: Discard the first 0.5°C interval of each heating and cooling cycle.)
- Small Thermal Cycle Hysteresis (difference in frequency measurements over any 5°C heating and 5°C cooling cycle, at a minimum rate of 1°C/minute within the operating temperature range): 50ppb pk-pk max
- Supply Voltage Variation ($\pm 5\%$ change @ 25°C): ± 0.1 ppm max
- Load Variation ($\pm 10\%$ change @ 25°C): ± 0.2 ppm max
- Reflow Variation (after two consecutive reflows as per profile shown and 1hr recovery @ 25°C): ± 1 ppm max
- Note: Parts should be shielded from drafts causing unexpected thermal gradients. Temperature changes due to ambient air currents can lead to short term frequency drift.

Electrical Parameters

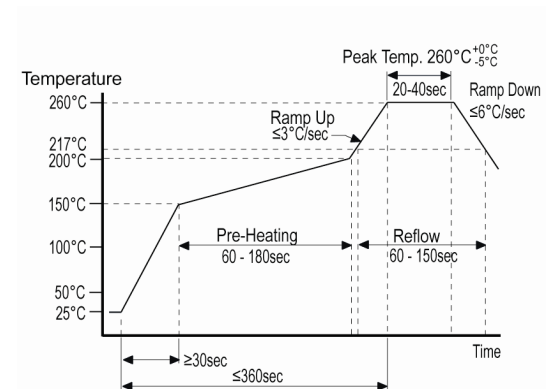
- Supply Voltage: 1.8V $\pm 5\%$
- Current Draw: 1.50mA
- Supply Current (@ TA=25°C, Vs max and load=10k Ω //10pF): 1.5mA max



Outline (mm)



Pb-Free Reflow



Sales Office Contact Details:

UK: +44 (0)1460 270200
Germany: 0800 1808 443

France: 0800 901 383
USA: +1.760.318.2824

Email: info@iqdfrequencyproducts.com
Web: www.iqdfrequencyproducts.com

Output Details

- Output Compatibility Clipped Sine
- Drive Capability 10kΩ//10pF ±10%
- Output Voltage Level (@ TA=25°C, Vs min and load=10kΩ//10pF): 0.8V pk-pk min
- Start Up Time (amplitude within 90% of specified output level): 0.5ms max
- Start Up Time (frequency within ±0.5ppm of steady state frequency): 2ms max
- Output: DC coupled
- Note: AC-coupled output requires an external capacitor, ≥1nF recommended.

Noise Parameters

- Phase Noise @ 25°C (typ):
 - 64dBc/Hz @ 1Hz
 - 94dBc/Hz @ 10Hz
 - 117dBc/Hz @ 100Hz
 - 139dBc/Hz @ 1kHz
 - 150dBc/Hz @ 10kHz
 - 152dBc/Hz @ 100kHz

Environmental Parameters

- Storage Temperature Range: -40 to 85°C
- Shock: MIL-STD-202 M213: Half sine wave acceleration of 3000G peak amplitude, duration 0.3ms, velocity 12.3ft/s.
- Vibration: JESD22-B103-B: 10G peak acceleration for 20mins, 12 cycles in each of the 3 orientations, tested from 10-2000Hz.
- Moisture Resistance: MIL-STD-202 M106g: 1000hrs @ 85°C, 85% RH, biased.
- Thermal Cycling: JESD22 Method JA-104C: 1000 temperature cycles, where each cycle consists of a 25mins soak time @ -40°C followed by a 25mins soak time @ 85°C, with a 60secs maximum transition time between temperatures, air to air transition.
- Note: Frequency shift ≤1ppm after environmental conditions.

Manufacturing Details

- Maximum Process Temperature: 260°C (40secs max)

Compliance

- RoHS Status (2011/65/EU) Compliant
- REACH Status Compliant
- MSL Rating (JDEC-STD-033): Not Applicable

Packaging Details

- Pack Style: Reel Tape & reel in accordance with EIA-481-D
Pack Size: 3,000
- *Alternative packing option available*

Sales Office Contact Details:

UK: +44 (0)1460 270200
Germany: 0800 1808 443

France: 0800 901 383
USA: +1.760.318.2824

Email: info@iqdfrequencyproducts.com
Web: www.iqdfrequencyproducts.com



Компания «ЭлектроПласт» предлагает заключение долгосрочных отношений при поставках импортных электронных компонентов на взаимовыгодных условиях!

Наши преимущества:

- Оперативные поставки широкого спектра электронных компонентов отечественного и импортного производства напрямую от производителей и с крупнейших мировых складов;
- Поставка более 17-ти миллионов наименований электронных компонентов;
- Поставка сложных, дефицитных, либо снятых с производства позиций;
- Оперативные сроки поставки под заказ (от 5 рабочих дней);
- Экспресс доставка в любую точку России;
- Техническая поддержка проекта, помощь в подборе аналогов, поставка прототипов;
- Система менеджмента качества сертифицирована по Международному стандарту ISO 9001;
- Лицензия ФСБ на осуществление работ с использованием сведений, составляющих государственную тайну;
- Поставка специализированных компонентов (Xilinx, Altera, Analog Devices, Intersil, Interpoint, Microsemi, Aeroflex, Peregrine, Syfer, Eurofarad, Texas Instrument, Miteq, Cobham, E2V, MA-COM, Hittite, Mini-Circuits, General Dynamics и др.);

Помимо этого, одним из направлений компании «ЭлектроПласт» является направление «Источники питания». Мы предлагаем Вам помощь Конструкторского отдела:

- Подбор оптимального решения, техническое обоснование при выборе компонента;
- Подбор аналогов;
- Консультации по применению компонента;
- Поставка образцов и прототипов;
- Техническая поддержка проекта;
- Защита от снятия компонента с производства.



Как с нами связаться

Телефон: 8 (812) 309 58 32 (многоканальный)

Факс: 8 (812) 320-02-42

Электронная почта: org@eplast1.ru

Адрес: 198099, г. Санкт-Петербург, ул. Калинина, дом 2, корпус 4, литера А.