

Model VL7A AC-AC



Long Stroke Displacement Transducer

DESCRIPTION

Model VL7A (spring return armature) ac-ac long stroke displacement transducer is designed for measuring static and dynamic displacements from ± 0.5 in to ± 3.0 in. This model achieve

impressive 0.25 % full scale non-linearities. Displacement transducer bodies and probes are constructed of stainless steel for durability in harsh, industrial environments.

FEATURES

- 0.25 % non-linearity
- Stainless steel construction
- 12,7 mm to 76,2 mm [0.5 in to 3.0 in] range
- Enhanced immunity to electrical noise
- Infinite resolution
- -58 °F to 257 °F operating range (standard)
- Spring return armature
- Not RoHS compliant

Model VL7A AC-AC

PERFORMANCE SPECIFICATIONS

Characteristic	Measure
Stroke range	±12,7 mm to 76,2 mm [±0.5 in to 3.0 in]
Non-linearity (max.)	±0.25 % full scale
Non-repeatability (max.)	<20 microinches
Output sensitivity	See table
Resolution	Infinite

ENVIRONMENTAL SPECIFICATIONS

Characteristic	Measure
Temperature, operating	-50 °C to 125 °C [-58 °F to 257 °F]
Temperature effect, zero (max.)	0.006 % full scale/°F
Temperature effect, span (max.)	0.006 % full scale/°F

ELECTRICAL SPECIFICATIONS

Characteristic	Measure
Element type	ac-ac displacement transducer
Input supply (calibrated)	5 V RMS @ 5 kHz
Input supply (acceptable)	1 V to 7 V RMS @ 2 kHz to 10 kHz
Electrical termination	Multiconductor shielded cable

MECHANICAL SPECIFICATIONS

Characteristic	Measure
Case material	Stainless steel
Probe material	Stainless steel
Armature type	Captive guided spring return
Probe thread	Not applicable
Weight	See table
Spring force (max.)	4 oz/in

RANGE CODES

Range Code	Available ranges
HP	±12,7 mm [±0.5 in]
HQ	±25,4 mm [±1.0 in]
HR	±50,8 mm [±2.0 in]
HS	±76,2 mm [±3.0 in]

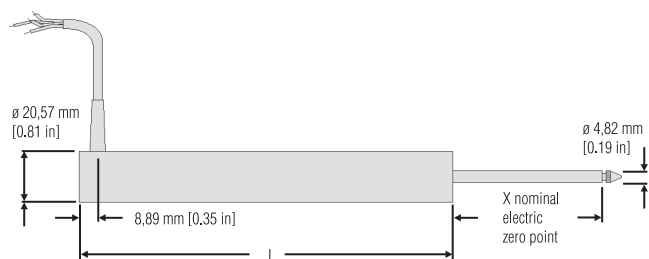
OPTION CODES

Range Code	Many range/option combinations are available in our quick-ship and fast-track manufacture programs. Please see http://sensing.honeywell.com/TMsensor-ship for updated listings.
Stroke ranges	±12,7 mm to ±50,8 mm [±0.5 in to ±2.0 in]; 76,2 mm [±3.0 in]
Electrical termination	Multiconductor shielded cable (1,83 m [6 ft]) TM405. Axial Bendix connector on body radial (side) TM406. Bendix connector on body
Electrical cable orientation	TM49. Axial cable exit
Mounting threads	TM511. 13/16-32 UNF
Improved linearity	L10. ±0.1 % max. linearity (less than or equal to 101,6 mm [±4.0 in])
Higher temperature	TM315. 204 °C [400 °F] up to 101,6 mm [±4.0 in]

Long Stroke Displacement Transducer

MOUNTING DIMENSIONS

Range code	Available stroke range	L	X	Approx. unit weight	Typical full scale output at 3 V RMS
HP	±12,7 mm [±0.5 in]	135,89 mm [5.35 in]	38,1 mm [1.5 in]	184,27 g [6.5 oz]	2.4 V RMS
HQ	±25,4 mm [±1.0 in]	161,29 mm [6.35 in]	63,5 mm [2.5 in]	226,8 g [8.0 oz]	3.0 V RMS
HR	±50,8 mm [±2.0 in]	279,4 mm [11.0 in]	76,2 mm [3.0 in]	396,89 g [14 oz]	4.8 V RMS
HS	±76,2 mm [±3.0 in]	389,89 mm [15.35 in]	114,3 mm [4.5 in]	481,94 g [17 oz]	4.5 V RMS

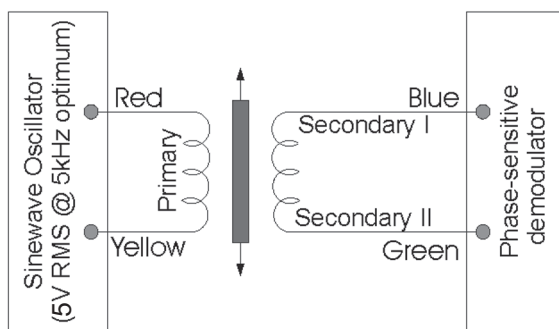
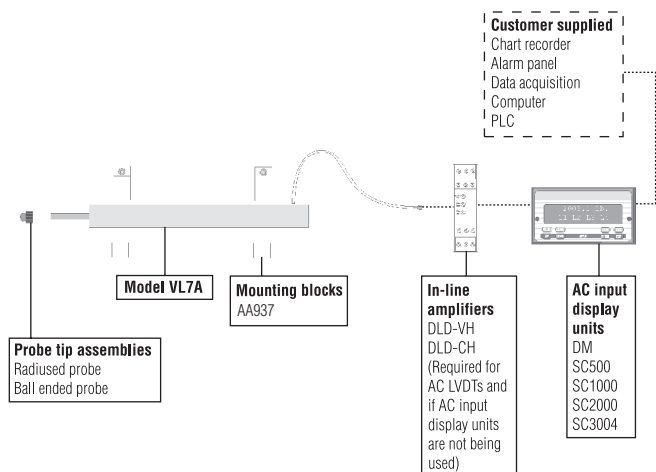


For reference only

WIRING CODES

Wire color	Supply
Red	(+) supply (calibrated @ 3 V RMS, 5 kHz)
Yellow	Supply return
Blue	Output
Green	Output return
Black	Secondary center tap (normally not connected)

TYPICAL SYSTEM DIAGRAM



Warranty. Honeywell warrants goods of its manufacture as being free of defective materials and faulty workmanship. Honeywell's standard product warranty applies unless agreed to otherwise by Honeywell in writing; please refer to your order acknowledgement or consult your local sales office for specific warranty details. If warranted goods are returned to Honeywell during the period of coverage, Honeywell will repair or replace, at its option, without charge those items it finds defective. **The foregoing is buyer's sole remedy and is in lieu of all warranties, expressed or implied, including those of merchantability and fitness for a particular purpose. In no event shall Honeywell be liable for consequential, special, or indirect damages.**

While we provide application assistance personally, through our literature and the Honeywell web site, it is up to the customer to determine the suitability of the product in the application.

Specifications may change without notice. The information we supply is believed to be accurate and reliable as of this printing. However, we assume no responsibility for its use.

For more information about Sensing and Control products, visit www.honeywell.com/sensing or call +1-815-235-6847
Email inquiries to info.sc@honeywell.com

 **WARNING**
PERSONAL INJURY

- DO NOT USE these products as safety or emergency stop devices or in any other application where failure of the product could result in personal injury.

Failure to comply with these instructions could result in death or serious injury.

 **WARNING**
MISUSE OF DOCUMENTATION

- The information presented in this catalogue is for reference only. DO NOT USE this document as product installation information.
- Complete installation, operation and maintenance information is provided in the instructions supplied with each product.

Failure to comply with these instructions could result in death or serious injury.



Компания «ЭлектроПласт» предлагает заключение долгосрочных отношений при поставках импортных электронных компонентов на взаимовыгодных условиях!

Наши преимущества:

- Оперативные поставки широкого спектра электронных компонентов отечественного и импортного производства напрямую от производителей и с крупнейших мировых складов;
- Поставка более 17-ти миллионов наименований электронных компонентов;
- Поставка сложных, дефицитных, либо снятых с производства позиций;
- Оперативные сроки поставки под заказ (от 5 рабочих дней);
- Экспресс доставка в любую точку России;
- Техническая поддержка проекта, помощь в подборе аналогов, поставка прототипов;
- Система менеджмента качества сертифицирована по Международному стандарту ISO 9001;
- Лицензия ФСБ на осуществление работ с использованием сведений, составляющих государственную тайну;
- Поставка специализированных компонентов (Xilinx, Altera, Analog Devices, Intersil, Interpoint, Microsemi, Aeroflex, Peregrine, Syfer, Eurofarad, Texas Instrument, Miteq, Cobham, E2V, MA-COM, Hittite, Mini-Circuits, General Dynamics и др.);

Помимо этого, одним из направлений компании «ЭлектроПласт» является направление «Источники питания». Мы предлагаем Вам помощь Конструкторского отдела:

- Подбор оптимального решения, техническое обоснование при выборе компонента;
- Подбор аналогов;
- Консультации по применению компонента;
- Поставка образцов и прототипов;
- Техническая поддержка проекта;
- Защита от снятия компонента с производства.



Как с нами связаться

Телефон: 8 (812) 309 58 32 (многоканальный)

Факс: 8 (812) 320-02-42

Электронная почта: org@eplast1.ru

Адрес: 198099, г. Санкт-Петербург, ул. Калинина, дом 2, корпус 4, литера А.