



# SOURIAU

## ARINC 600 Series

### Rack & Panel Rectangular Connectors



# ARINC 600 Series



## Contents

### Overview

|                                   |    |
|-----------------------------------|----|
| • Benefits .....                  | 06 |
| • Applications .....              | 06 |
| • Technical characteristics ..... | 07 |
| • How to built an ARINC .....     | 08 |
| • Connector part number .....     | 09 |
| • Inserts layout:                 |    |
| Shell size 1 .....                | 10 |
| Shell size 2 & 3 .....            | 10 |
| • Cavity overview .....           | 13 |
| • Cost Effective ARINC .....      | 14 |

### Mechanics

|  |    |
|--|----|
| • Sealing level & plating .....            | 18 |
| • Grounding .....                          | 18 |
| • Shell size & shell type .....            | 19 |
| • Contact mounting & release .....         | 22 |
| • Mounting style .....                     | 22 |
| • Inserts arrangement code:                |    |
| Power insert - cavities C & F .....        | 23 |
| Signal insert - cavities A, B, D & E ..... | 24 |
| • Polarization .....                       | 25 |
| • Packaging .....                          | 27 |

### Contacts & Tooling

|  |    |
|--|----|
| • Crimp contacts .....                         | 30 |
| • PC tail contacts .....                       | 34 |
| • Wire wrap contacts .....                     | 35 |
| • Twinax contacts .....                        | 35 |
| • Triax contacts .....                         | 36 |
| • Quadrax contacts .....                       | 36 |
| • Cavity reducers .....                        | 36 |
| • ELIO® fiber optic contacts/adaptor #8 .....  | 37 |
| • Filler plug .....                            | 38 |
| • Dummy contacts .....                         | 38 |
| • Dummy inserts .....                          | 38 |
| • Crimping tools .....                         | 39 |
| • Insertion & extraction of the contacts ..... | 40 |
| • Insertion & extraction tools .....           | 41 |
| • Accessories: Covers .....                    | 41 |

### Range Extension

|                                   |    |
|-----------------------------------|----|
| • Custom product .....            | 44 |
| • <i>microComp</i> ® Series ..... | 44 |
| • D-Subminiature Series .....     | 45 |
| • NAFI 1 & 2 .....                | 45 |

ARINC 600

## ARINC 600 Series

# Overview

|                                   |    |
|-----------------------------------|----|
| ■ Benefits .....                  | 06 |
| ■ Applications .....              | 06 |
| ■ Technical characteristics ..... | 07 |
| ■ How to built an ARINC .....     | 08 |
| ■ Connector part number .....     | 09 |
| ■ Inserts layout:                 |    |
| Shell Size 1 .....                | 10 |
| Shell Size 2 & 3 .....            | 10 |
| ■ Cavity overview .....           | 13 |
| ■ Cost Effective ARINC .....      | 14 |

# ARINC 600 Series

## Benefits

### Rackable solution

- ▶ Up to 800 #22 signal contacts
- ▶ Up to 56 #8 quadrax contacts

### Modular solution

- ▶ Build your own connector matching your exact needs

### Repairable solution

- ▶ EMI RFI shielding solution
- ▶ Nickel and alodine plating
- ▶ 100A power capability
- ▶ Fixing type
- ▶ Grounding
- ▶ Filtering

### High density solution

- ▶ Blind mate, Clearance device for better rackability
- ▶ Low insertion force

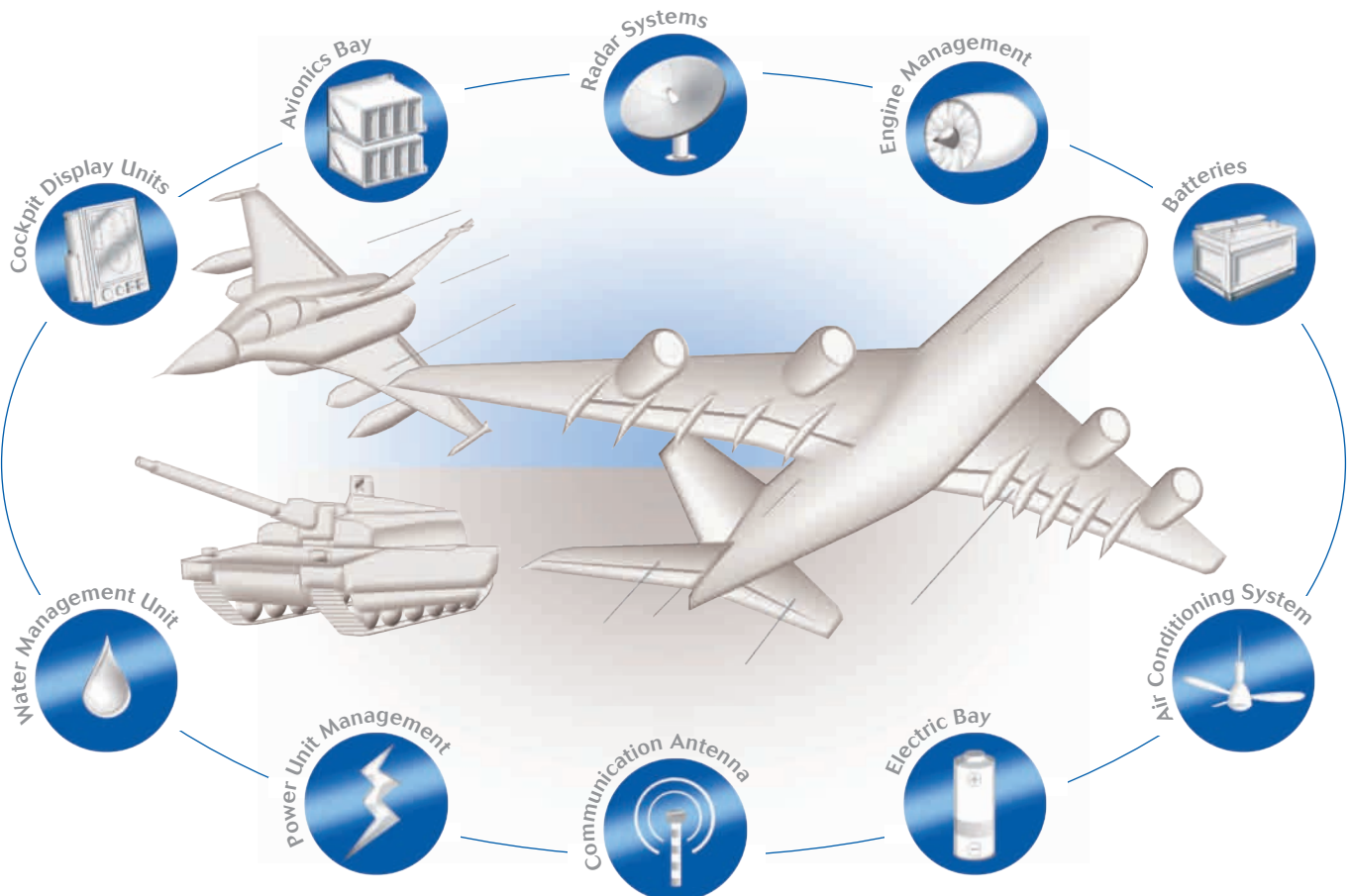
### Configurable solution

- ▶ Wide range of insulators and type of contacts: signal, power, coax, triax, twinax, ELIO® fiber optic

### Many options available

- ▶ Front and rear release removable contacts, flex circuit integration and cabling

## Applications



# ARINC 600 Series



## Description

- High performance avionic equipment rectangular connectors compliant to ARINC 600 specifications
- Rack and panel connector
- High density up to 800 signal contacts
- Low insertion force contact design (tapered pin, LIF socket)
- Sealed and unsealed versions
- Multiple polarizing positions
- Field replaceable inserts, featuring .006 in true position of contact cavities
- Choice of front and rear removable contacts
- Contacts : signal, power, coaxial, triaxial, filter, optical fiber and waveguide connection contacts
- Wide range of high performance rack applications

## Technical features

### Mechanical

|                    | Material                                     | Plating  |
|--------------------|--|--|
| Shells             | Aluminum alloy to QQ-A-591                   | Alodine 1200 passivation to MIL-C 5541 class 1               |
|                    |  | Nickel plating   |
| Insulator          | Epoxy resin thermoset                        |  |
|                    | Thermoplastic                                |  |
| Seals and grommets | Fluorinated silicon compliant to MIL-R-25988 |  |
| Contacts           | Copper alloy to QQ-B-626                     | Gold plated compliant to MIL-G-45204 over nickel to QQ-N-290 |

- Endurance: 500 matings
- Insertion and extraction forces max:
  - . Shell size 1: 120N (27 lbs)
  - . Shell size 2: 267N (60 lbs)
  - . Shell size 3: 467N (105 lbs)
- Vibration: 8 hours in each axis.  
Random vibration at 16.4 g Rms from 50 to 2000 Hz  
MIL-STD-1344 A method 2005-1
- Dynamic shock: 3 impacts of 50 g in all axis, duration 11 μs (half wave) to MIL-STD-202 method 213

### Electrical

- Dielectric withstanding voltage

|           | Mated      | Unmated    |
|-----------|------------|------------|
| Sea level | 1 500 Vrms | 1 500 Vrms |
| 15 000 m  | 500 Vrms   | 500 Vrms   |

- Voltage rating:
  - . 500 Vac Max
  - . 125 Vac at 21 000 m
- Insulation resistance:  $\geq 5000 \text{ M}\Omega$
- Current ratings, continuous:

| Contact | Wire gauge | Current (A) | Voltage drop max (mV)* |
|---------|------------|-------------|------------------------|
| 22      | 22         | 5           | 40                     |
|         | 24         | 3           | 30                     |
|         | 26         | 2           | 25                     |
| 20      | 20         | 7,5         | 55                     |
|         | 22         | 3           | 40                     |
|         | 24         | 5           | 30                     |
| 16      | 16         | 13          | 50                     |
| 12      | 12         | 23          | 45                     |

\* measured over a conductor length of 150 mm

- Quadrax contact size 8  
Contact resistance (low level): initial 15 MΩ, after tests 30 MΩ  
Voltage rating:
  - . 500 Vac max
  - . 125 Vac at 21 000 m
- Insulation resistance:
  - . at ambient temperature  $> 5000 \text{ M}\Omega$
  - . at high temperature  $> 1000 \text{ M}\Omega$
- Characteristic impedance: 100Ω at 100MHz  
Attenuation  $< 0.3 \text{ dB}$  at 100 MHz typical per contact pair  
Contact to shell continuity  $< 10 \text{ M}\Omega$

- Triaxial contact size 8  
Bandwidth: 0-20 MHz  
Voltage rating:
  - . 500 Vac max
  - . 125 Vac at 21 000 m
- Voltage drop:
  - . Inner & middle contact  $\leq 55 \text{ mV}$  under 1A
  - . Outer contact  $\leq 75 \text{ mV}$  under 12A

### Optical ELIO® Contact

- ARINC 600 connector can integrate ELIO® fiber optic contacts in #8 quadrax cavities with the addition of ELIO® #8 adaptor
- Insertion loss: 0.3 dB per contact
- Possibility to mix optical and electrical signals in the same insert
- Flight proven at temperature range -65°C + 125°C
- Designed to comply with ELIO® contact optical performances

### Climatic

- Temperature rating: -65°C to +125°C for both classes, sealed and unsealed
- Fluid resistance:
  - . Hydraulic to MIL-H 5606
  - . Lubricating to MIL-L 23699
  - . Isopropyl alcohol
- Resistance to salt spray: 48 hours (MIL-STD-202 method 101 or MIL-STD-1344 method 1001)
- Sealing: Environment resistant (sealed version)



# ARINC 600 Series

## How to Built an ARINC ?

For a new project:  
Gather all informations !

SB6



1



Sealing level & plating

2



Shell size

F



Shell type

K



Contact mounting & release

13



Mounting style

W2



Power insert

S



Contact type

00



Signal insert

01



Polarization code

UD



Packaging code

SB612FK13W2S0000UD

=  
Your connector

Match perfectly your  
Box connection needs

Packaging code not mandatory.  
For any information, please consult us:  
[contactmilaero@souriau.com](mailto:contactmilaero@souriau.com)



# ARINC 600 Series

## Connector Part Number

|   |                 |                         |          |          |          |           |           |          |           |           |           |  |              |                         |                 |            |                 |                |                 |            |  |        |      |
|---|-----------------|-------------------------|----------|----------|----------|-----------|-----------|----------|-----------|-----------|-----------|--|--------------|-------------------------|-----------------|------------|-----------------|----------------|-----------------|------------|--|--------|------|
| <b>Basic Series</b>   | <b>SB6</b>      | <b>1</b>                | <b>2</b> | <b>F</b> | <b>K</b> | <b>13</b> | <b>W2</b> | <b>S</b> | <b>00</b> | <b>01</b> | <b>UD</b> |  |              |                         |                 |            |                 |                |                 |            |  |        |      |
| <b>Sealing Level &amp; Plating</b><br><b>0:</b> Sealed (alodine plated)<br><b>1:</b> Unsealed (alodine plated)<br><i>More information &amp; other configuration: see page 18</i>  |                 |                         |          |          |          |           |           |          |           |           |           |  |              |                         |                 |            |                 |                |                 |            |  |        |      |
| <b>Shell Size</b><br><b>1-2-3</b><br><i>Drawings and panel cut out: see pages 19 to 21</i>  |                 |                         |          |          |          |           |           |          |           |           |           |  |              |                         |                 |            |                 |                |                 |            |  |        |      |
| <b>Shell Type</b><br><b>F:</b> Equipment receptacle<br><b>M:</b> Rack plug<br><i>More information: see page 13. Drawings: see pages 19 to 21</i>  |                 |                         |          |          |          |           |           |          |           |           |           |  |              |                         |                 |            |                 |                |                 |            |  |        |      |
| <b>Contact Mounting &amp; Release</b><br><b>G:</b> Rear release signal and power contacts<br><b>H:</b> Front release signal contacts (PC Tail and wire wrap terminations for receptacle) and rear release power contacts<br><b>J:</b> Mix of front and rear release contacts (consult us)<br><b>K:</b> Front release signal contacts (PC Tail and wire wrap terminations for receptacle) and power contacts<br><b>X:</b> Non removable contacts for insert 100 and/or 150 points. Other contacts are front release (only for receptacles)<br><b>Y:</b> Non removable signal contact for insert 100 and 150 points. Front release for other signal contacts. Rear release for power contacts (only for receptacles)<br><b>Z:</b> Mix of non-removable contact for insert 100 and 150 points, and front and rear release contacts (only for receptacles) - consult us<br><i>More information: see page 22</i> |                 |                         |          |          |          |           |           |          |           |           |           |  |              |                         |                 |            |                 |                |                 |            |  |        |      |
| <b>Mounting Style</b><br><i>More information and coding: see page 20</i>  |                 |                         |          |          |          |           |           |          |           |           |           |  |              |                         |                 |            |                 |                |                 |            |  |        |      |
| <b>Inserts Arrangement Code - Power Insert (2 digits)</b><br>Cavities C and F<br><i>Insert range: see page 10. Coding: see page 23</i>  |                 |                         |          |          |          |           |           |          |           |           |           |  |              |                         |                 |            |                 |                |                 |            |  |        |      |
| <b>Contact Type</b><br><b>P:</b> Male signal contact #22 (rack plug)<br><b>S:</b> Female signal contact #22 (equipment receptacle) <table border="1" data-bbox="142 1354 820 1470"> <tr> <td></td> <td>M: rack plug</td> <td>F: equipment receptacle</td> </tr> <tr> <td>Signal contacts</td> <td>Pin (male)</td> <td>Socket (female)</td> </tr> <tr> <td>Power contacts</td> <td>Socket (female)</td> <td>Pin (male)</td> </tr> <tr> <td>Quadrax, coaxial and triaxial contacts</td> <td>female</td> <td>male</td> </tr> </table>  |                 |                         |          |          |          |           |           |          |           |           |           |  | M: rack plug | F: equipment receptacle | Signal contacts | Pin (male) | Socket (female) | Power contacts | Socket (female) | Pin (male) | Quadrax, coaxial and triaxial contacts | female | male |
|   | M: rack plug    | F: equipment receptacle |          |          |          |           |           |          |           |           |           |  |              |                         |                 |            |                 |                |                 |            |  |        |      |
| Signal contacts   | Pin (male)      | Socket (female)         |          |          |          |           |           |          |           |           |           |  |              |                         |                 |            |                 |                |                 |            |  |        |      |
| Power contacts  | Socket (female) | Pin (male)              |          |          |          |           |           |          |           |           |           |  |              |                         |                 |            |                 |                |                 |            |  |        |      |
| Quadrax, coaxial and triaxial contacts  | female          | male                    |          |          |          |           |           |          |           |           |           |  |              |                         |                 |            |                 |                |                 |            |  |        |      |
| <i>More information: see pages 30 to 36</i>   |                 |                         |          |          |          |           |           |          |           |           |           |  |              |                         |                 |            |                 |                |                 |            |  |        |      |
| <b>Inserts Arrangement Code - Signal Insert (2 digits)</b><br>Cavities A, B, D and E<br><i>Insert range: see pages 10 and 11. Coding: see page 24</i>   |                 |                         |          |          |          |           |           |          |           |           |           |  |              |                         |                 |            |                 |                |                 |            |  |        |      |
| <b>Polarization Code</b><br><b>00:</b> Rack plug = polarizing key delivered unmounted<br>Equipment receptacle = polarizing eyes delivered unmounted<br><b>01 to M6:</b> Rack plug = location of polarizing key delivered mounted<br>Equipment receptacle = location of polarizing eyes delivered mounted<br><i>Coding: see pages 25 and 26</i>  |                 |                         |          |          |          |           |           |          |           |           |           |  |              |                         |                 |            |                 |                |                 |            |  |        |      |
| <b>Packaging Code</b><br><b>1st letter:</b> signal and power contacts<br><b>2nd letter:</b> twinax, triax, coaxial and quadrax contacts<br><i>Coding: see page 27</i>   |                 |                         |          |          |          |           |           |          |           |           |           |  |              |                         |                 |            |                 |                |                 |            |  |        |      |

For any other requirement, please consult us.

# ARINC 600 Series

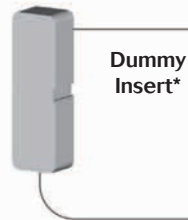
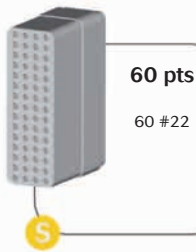
## Inserts Layout

Contact type:

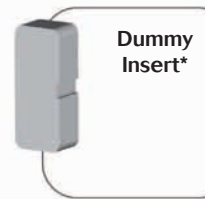
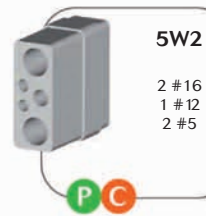
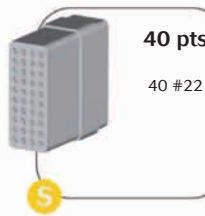
S Signal   
 P Power   
 C Coax   
 T Triax   
 Q Quadrax or Twinax   
 E ELIO® Fiber Optic

### Shell Size 1

#### Cavity A & B

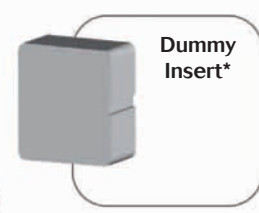
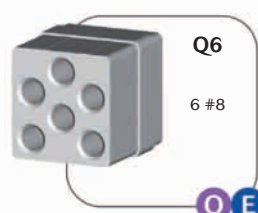
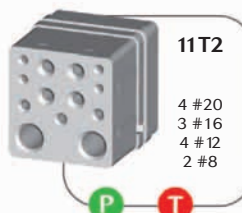
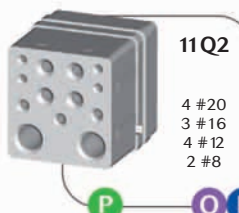
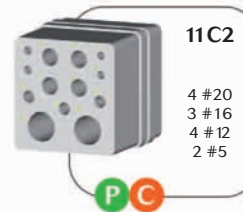
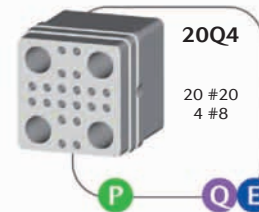
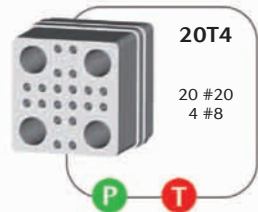
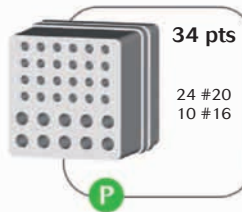

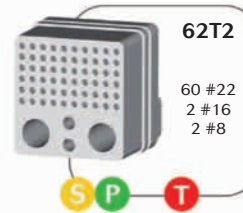
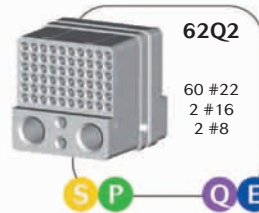
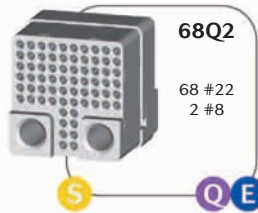
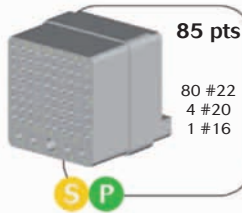
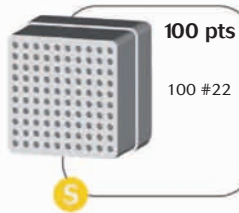


#### Cavity C



### Shell Size 2 & 3

#### Cavity C & F



\* See table page 38

# ARINC 600 Series




















## Inserts Layout

Contact type:

S Signal  
 P Power  
 C Coax  
 T Triax  
 Q Quadrax or Twinax  
 E ELIO® Fiber Optic

### Shell Size 2 & 3

#### Cavity A, B, D & E

|  |   |   |   |   |
|--|---|---|---|---|
|  <p><b>150 pts</b><br/>150 #22</p> <p><span style="color: yellow;">S</span></p>   |  <p><b>126 pts</b><br/>120 #22<br/>6 #16</p> <p><span style="color: yellow;">S</span> <span style="color: green;">P</span></p> |  <p><b>121 pts</b><br/>110 #22<br/>6 #20<br/>5 #16</p> <p><span style="color: yellow;">S</span> <span style="color: green;">P</span></p> |  <p><b>118Q2</b><br/>118 #22<br/>2 #8</p> <p><span style="color: yellow;">S</span> <span style="color: purple;">Q</span> <span style="color: blue;">E</span></p>            |  <p><b>71 pts</b><br/>70 #22<br/>1 #1</p> <p><span style="color: yellow;">S</span> <span style="color: orange;">C</span></p> |
|  <p><b>71 pts rev.</b><br/>70 #22<br/>1 #1</p> <p><span style="color: yellow;">S</span> <span style="color: orange;">C</span></p> |  <p><b>60 pts</b><br/>60 #20</p> <p><span style="color: green;">P</span></p>   |  <p><b>47T2</b><br/>47 #20<br/>2 #8</p> <p><span style="color: green;">P</span> <span style="color: red;">T</span></p>                 |  <p><b>28 pts</b><br/>10 #22<br/>10 #16<br/>8 #8</p> <p><span style="color: yellow;">S</span> <span style="color: green;">P</span> <span style="color: red;">T</span></p> |  <p><b>24 pts</b><br/>24 #12</p> <p><span style="color: green;">P</span></p>   |
|  <p><b>C12T6</b><br/>12 #12<br/>6 #8</p> <p><span style="color: orange;">C</span> <span style="color: red;">T</span></p>          |  <p><b>Q11</b><br/>11 #8</p> <p><span style="color: purple;">Q</span> <span style="color: blue;">E</span></p>                |  <p><b>Q11 mixte</b><br/>11 #8</p> <p><span style="color: purple;">Q</span> <span style="color: blue;">E</span></p>                    |  <p><b>Q10</b><br/>10 #8</p> <p><span style="color: purple;">Q</span> <span style="color: blue;">E</span></p>   |  <p><b>TCAS</b><br/>4 #1</p> <p><span style="color: orange;">C</span></p>  |
|  <p><b>C2</b><br/>2 #1</p> <p><span style="color: orange;">C</span></p>   |  <p><b>C2 rev.</b><br/>2 #1</p> <p><span style="color: orange;">C</span></p>   |  <p><b>Dummy Insert*</b></p>   |  <p><b>Harpooned Contact</b><br/>150pts<br/>Consult us.<br/>See p. 14 &amp; 15</p> <p><b>NEW</b></p>  |   |

\* See table page 38

# ARINC 600 Series

## Inserts Layout

S Signal   
 P Power   
 C Coax   
 T Triax   
 Q Quadrax   
 E ELIO® Fiber Optic

| Insert                     | Shell size | Cavity     | Contacts type | Number of cavities |     |     |     |    |    |    |
|----------------------------|------------|------------|---------------|--------------------|-----|-----|-----|----|----|----|
|                            |            |            |               | #22                | #20 | #16 | #12 | #8 | #5 | #1 |
| 60 pts                     | 1          | A, B       | S             | 60                 |     |     |     |    |    |    |
| 40 pts                     |            | C          | S             | 40                 |     |     |     |    |    |    |
| 5W2                        |            |            | P C           |                    |     | 2   | 1   |    | 2  |    |
| 150 pts                    | 2 & 3      | A, B, D, E | S             | 150                |     |     |     |    |    |    |
| 126 pts                    |            |            | S P           | 120                |     | 6   |     |    |    |    |
| 121 pts                    |            |            | S P           | 110                | 6   | 5   |     |    |    |    |
| 118Q2                      |            |            | S Q           | 118                |     |     |     | 2  |    |    |
| 71 pts                     |            |            | S C           | 70                 |     |     |     |    |    | 1  |
| 71 pts rev.                |            |            | S C           | 70                 |     |     |     |    |    | 1  |
| 60 pts                     |            |            | P             |                    |     | 60  |     |    |    |    |
| 47T2                       |            |            | P T           |                    |     | 47  |     |    | 2  |    |
| 28 pts <sup>(1)</sup>      |            |            | S P T         | 10                 |     | 10  |     |    | 8  |    |
| 24 pts                     |            |            | P             |                    |     |     |     | 24 |    |    |
| C12T6                      |            |            | C T           |                    |     |     |     | 12 | 6  |    |
| Q11                        |            |            | Q             |                    |     |     |     |    | 11 |    |
| Q11 mixte <sup>(2)</sup>   |            |            | Q             |                    |     |     |     |    | 11 |    |
| Q10                        |            |            | Q             |                    |     |     |     |    | 10 |    |
| TCAS                       |            | C          |               |                    |     |     |     |    | 4  |    |
| C2                         |            | C          |               |                    |     |     |     |    | 2  |    |
| C2 rev.                    |            | C          |               |                    |     |     |     |    | 2  |    |
| 100 pts                    |            | C, F       | S             | 100                |     |     |     |    |    |    |
| 85 pts <sup>(3)</sup>      |            |            | S P           | 80                 | 4   | 1   |     |    |    |    |
| 68Q2                       |            |            | S Q           | 68                 |     |     |     | 2  |    |    |
| 62Q2                       |            |            | S P Q         | 60                 |     |     | 2   |    | 2  |    |
| 62T2                       |            |            | S P T         | 60                 |     |     | 2   |    | 2  |    |
| 62T2S mixte <sup>(4)</sup> |            |            | S P T         | 60                 |     |     | 2   |    | 2  |    |
| 34 pts                     |            |            | P             |                    |     | 24  | 10  |    |    |    |
| 20T4                       |            |            | P T           |                    |     | 20  |     |    | 4  |    |
| 20Q4                       |            |            | P Q           |                    |     | 20  |     |    | 4  |    |
| 11C2                       |            |            | P C           |                    | 4   | 3   |     | 4  |    | 2  |
| 11Q2                       |            |            | P Q           |                    | 4   | 3   |     | 4  | 2  |    |
| 11T2                       | P T        |            |               | 4                  | 3   |     | 4   | 2  |    |    |
| Q6                         | Q          |            |               |                    |     |     |     | 6  |    |    |
| T6                         | T          |            |               |                    |     |     |     | 6  |    |    |

<sup>(1)</sup> Triax #8 & #16 cavities (859) specifics

<sup>(3)</sup> #20 and #16 always rear release

<sup>(2)</sup> 5 rear & 6 front or 6 rear & 5 front

<sup>(4)</sup> Triax rear and other contacts front release

### Version for quadrax #8 cavity and ELIO® #8 adaptor

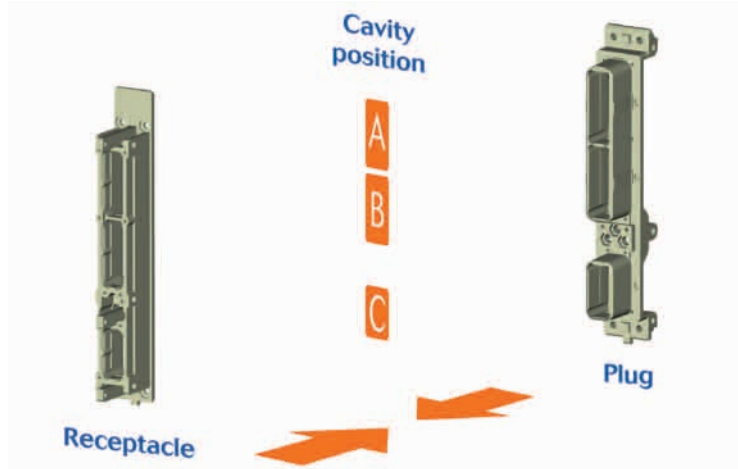
| Insert name | Shell size | Cavity     | Contacts type | Number of cavities |     |     |     |                           |    |    |
|-------------|------------|------------|---------------|--------------------|-----|-----|-----|---------------------------|----|----|
|             |            |            |               | #22                | #20 | #16 | #12 | Quadrax #8 or Optical way | #5 | #1 |
| 118Q2       | 2 & 3      | A, B, D, E | S Q E         | 118                |     |     |     | 2                         |    |    |
| Q11         |            |            | Q E           |                    |     |     | 11  |                           |    |    |
| Q10         |            |            | Q E           |                    |     |     | 10  |                           |    |    |
| 68Q2        |            | C, F       | S Q E         | 68                 |     |     |     | 2                         |    |    |
| 62Q2        |            |            | S P Q E       | 60                 |     | 2   |     | 2                         |    |    |
| 20Q4        |            |            | P Q E         |                    |     | 20  |     |                           | 4  |    |
| 11Q2        |            |            | P Q E         |                    | 4   | 3   |     | 4                         | 2  |    |
| Q6          |            |            | Q E           |                    |     |     |     |                           | 6  |    |

# ARINC 600 Series

## Cavity Overview

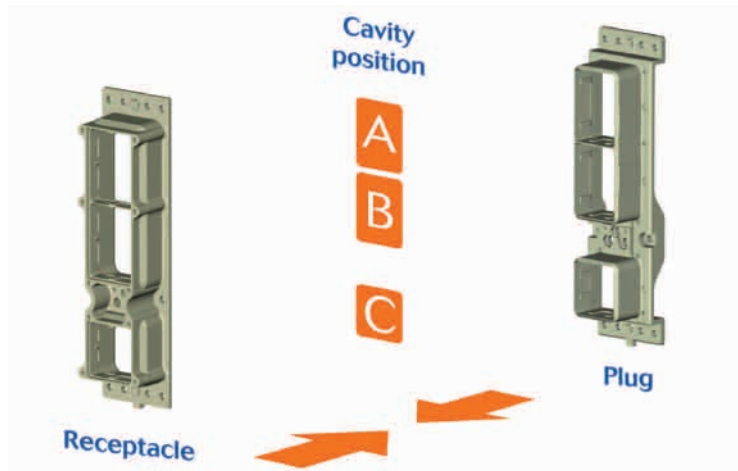
### Shell Size 1

- ▶ 2 cavities "A & B" for Signal inserts (see page10)
- ▶ 1 cavity "C" for Power inserts (see page10)
- ▶ See page17 for shells dimensions



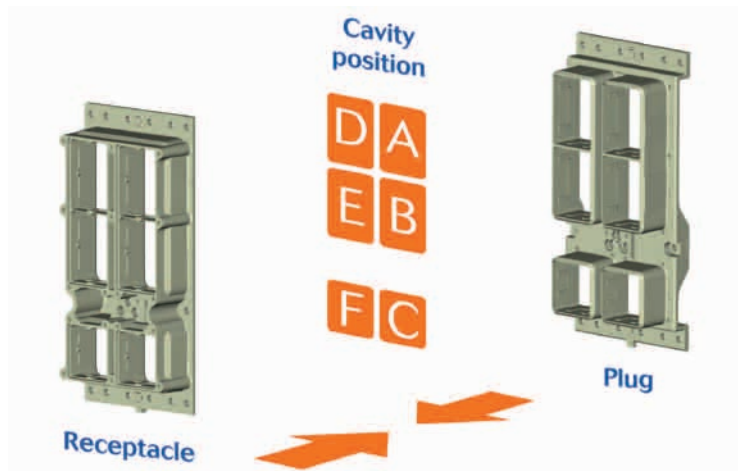
### Shell Size 2

- ▶ 2 cavities "A & B" for Signal inserts (see page11)
- ▶ 1 cavity "C" for Power inserts (see page10)
- ▶ See page18 for shells dimensions



### Shell Size 3

- ▶ 4 cavities "A, B, D & E" for Signal inserts (see page11)
- ▶ 2 cavities "C & F" for Power inserts (see page10)
- ▶ See page19 for shells dimensions





# ARINC 600 Series



## Cost Effective ARINC

- High performance avionic equipment
- Rack and panel rectangular connectors compliant to ARINC 600 specifications
- High density up to 800 signal contacts
- Low insertion force contact design (tapered pin, LIF socket)
- Unsealed versions
- Multiple polarizing positions
- Field replaceable inserts, featuring:
  - Non removable contacts
  - Signal contacts

## Technical features

### Mechanical

- **Shell:**
  - . Aluminum alloy to QQ-A-591
- **Shell plating:**
  - . Alodine 1200 passivation to MIL-C-5541 class 1
  - . Nickel
- **Contact:**
  - . Copper alloy to QQ-B-626
- **Contact plating:**
  - . Gold plated compliant to MIL-G-45204 over nickel to QQ-N290
- **Insulator:**
  - . Thermoplastic

- **Endurance:**
  - . 500 mating/unmating operations
- **Insertion and extraction forces max:**
  - . Shell size 2: 267N (60 lbs)
  - . Shell size 3: 467N (105 lbs)
- **Vibrations:**
  - . 8 hours in each axis
  - . Random vibration at 16.4 g Rms from 50 to 2000 Hz (MIL-STD-1344 A method 2005-1)
- **Dynamic shock:**
  - . 3 impacts of 50 g in all axis, duration 11 $\mu$ s (half wave) to MIL-STD-202 method 213

### Electrical

- **Dielectric withstanding voltage:**

|         | Sea level | 15 000 m |
|---------|-----------|----------|
| Mated   | 1500 Vrms | 500 Vrms |
| Unmated | 1500 Vrms | 500 Vrms |


- **Voltage rating:**
  - . 500 Vac Max
  - . 125 Vac at 21000 m
- **Insulation resistance:**
  - .  $\geq$  5000 M $\Omega$

### Environmental


- **Operating temperature:**
  - . -65°C to +125°C
- **Resistance to salt spray:**
  - . 48 hours (MIL-STD-202 method 101 or MIL-STD-1344 method 1001)

# ARINC 600 Series

## Cost Effective ARINC Comparison with standard ARINC 600 Series



Do you see any difference between these two connectors?



Cost Effective ARINC

Standard ARINC

No? Read below

The technical characteristics of the Cost Effective ARINC compared to the Standard are:


- Selective gold plating - Active part
- Non removable contacts
- Insert modification (one piece part)
- No contact marking, no insert marking
- Insert always pre-loaded with contacts



This technology allows you to SAVE money!

In Addition:

Possibility to MIX cost effective and standard inserts in the same shell



Standard insert

Cost effective inserts

ARINC 600

ARINC 600 Series

# Mechanics

|  |    |
|--|----|
| ■ Sealing level & plating .....            | 18 |
| ■ Grounding .....                          | 18 |
| ■ Shell size & shell type .....            | 19 |
| ■ Contact mounting & release .....         | 22 |
| ■ Mounting style .....                     | 22 |
| ■ Inserts arrangement code:                |    |
| Power insert - cavities C & F .....        | 23 |
| Signal insert - cavities A, B, D & E ..... | 24 |
| ■ Polarization .....                       | 25 |
| ■ Packaging .....                          | 27 |

# ARINC 600 Series

## Sealing level & plating

| Sealing level & plating |      |        |          |                  |                      |         |                                |              |                 |                  |         |
|-------------------------|------|--------|----------|------------------|----------------------|---------|--------------------------------|--------------|-----------------|------------------|---------|
| Basic Series            | Code | Class  |          | Sealing features |                      |         | Grounding spring for plug only | Polarization |                 |                  | Plating |
|                         |      | Sealed | Unsealed | Compound         | O-ring for plug only | Grommet |                                | Standard     | Grounding blade | Grounding finger |         |
| SB6                     | 0    | ✓      |          | ✓                | ✓                    | ✓       |                                | ✓            |                 |                  | Alodine |
|                         | 1    |        | ✓        |                  |                      |         |                                | ✓            |                 |                  | Alodine |
|                         | 2    | ✓      |          | ✓                |                      | ✓       |                                | ✓            |                 |                  | Alodine |
|                         | 3    | ✓      |          |                  |                      | ✓       |                                | ✓            |                 |                  | Alodine |
|                         | 9    |        | ✓        |                  |                      | ✓       |                                | ✓            |                 |                  | Alodine |
|                         | A    | ✓      |          |                  |                      | ✓       |                                |              | ✓               |                  | Alodine |
|                         | B    |        | ✓        |                  |                      |         |                                |              | ✓               |                  | Alodine |
|                         | C    | ✓      |          | ✓                | ✓                    | ✓       |                                |              |                 | ✓                | Alodine |
|                         | D    |        | ✓        |                  |                      |         |                                |              |                 | ✓                | Alodine |
|                         | G    | ✓      |          |                  |                      |         | ✓                              |              |                 |                  | Nickel  |
|                         | H    | ✓      |          | ✓                |                      |         | ✓                              |              |                 | ✓                | Alodine |
|                         | L    | ✓      |          |                  |                      |         | ✓                              |              | ✓               |                  | Alodine |
|                         | N    |        | ✓        |                  |                      |         |                                | ✓            | ✓               |                  | Nickel  |
| P                       | ✓    |        | ✓        | ✓                | ✓                    | ✓       | ✓                              | ✓            |                 | Nickel           |         |


RoHS version: Please consult us. For other specification, please consult us.

## Grounding

### Three solutions for shell continuity


**Ground spring:**  
Best continuity performance

- Spring with a nickel plating plug
- The fixing ensures the shell continuity
- Available in shell sizes 2 & 3
- Sealed and unsealed versions available




**Ground finger:**  
Cost effective solution

- Connection is ensured by a cable on the equipment
- Available in shell sizes 1, 2 & 3
- Sealed and unsealed versions available



**Ground blade:**  
Cost effective solution

- Enables continuity between plug and receptacle
- Available in shell sizes 2 & 3
- Sealed and unsealed versions available

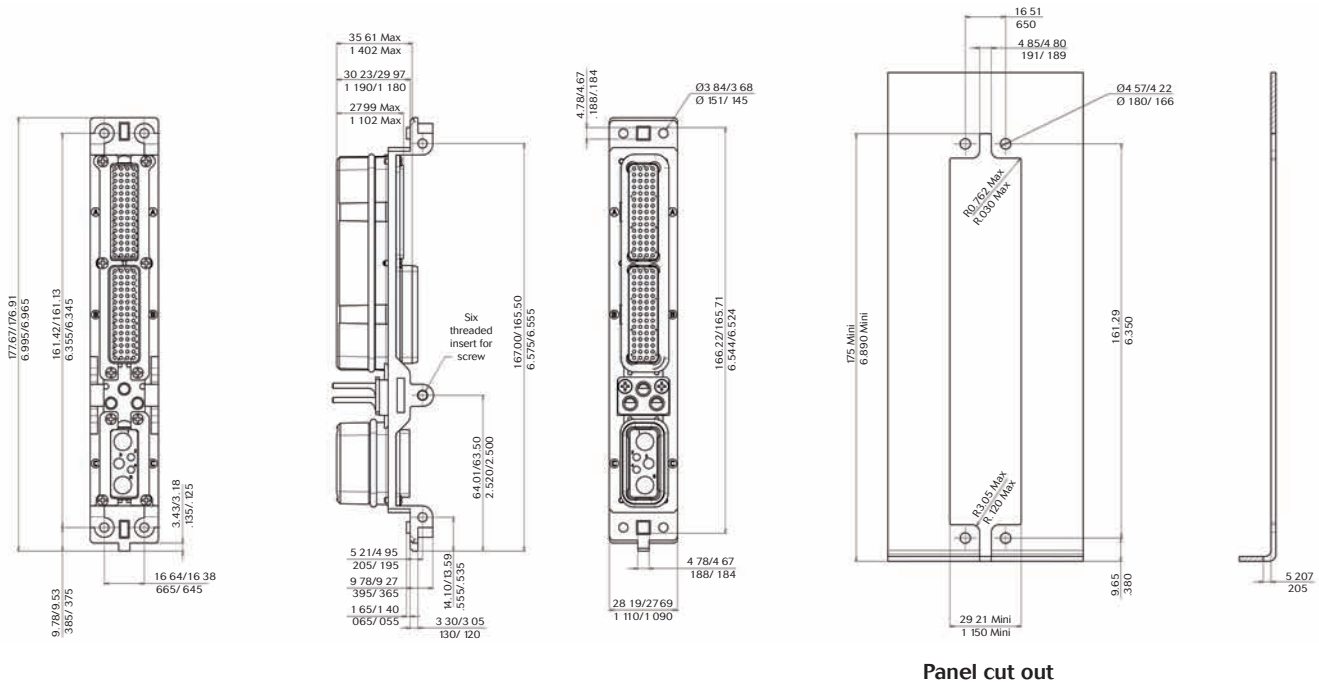




# ARINC 600 Series

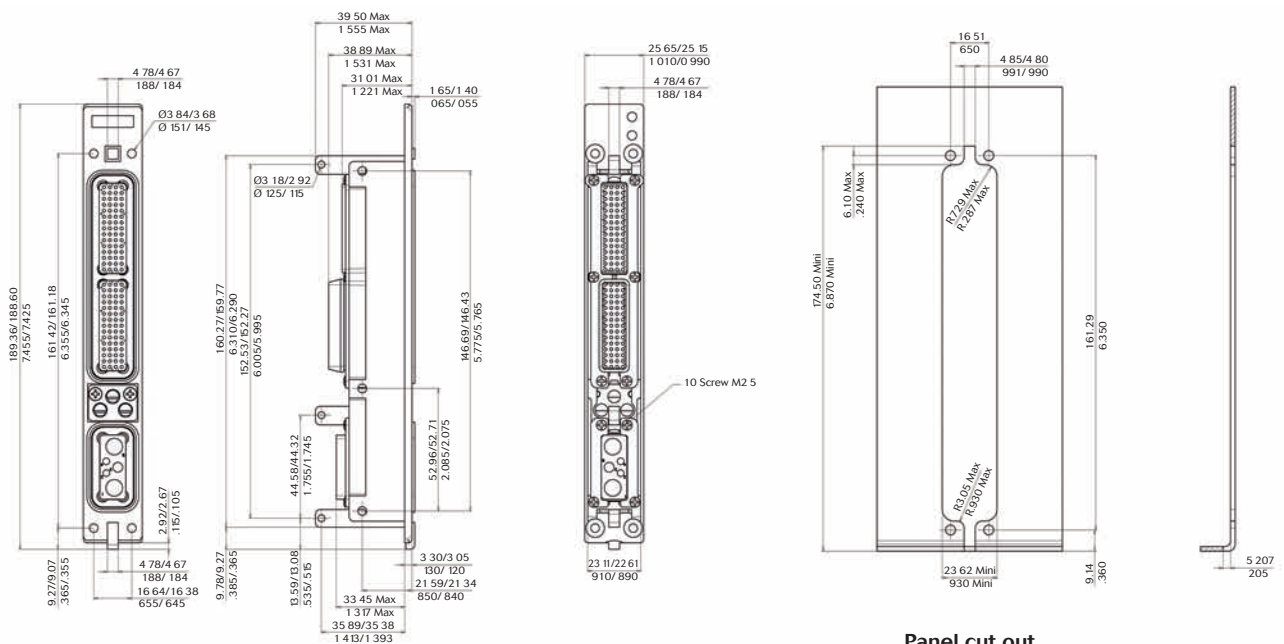
## Shell Size & Shell Type

### Shell Size 1 - Rack Plug (mm/inch)



Panel cut out

### Shell Size 1 - Equipment Receptacle (mm/inch)

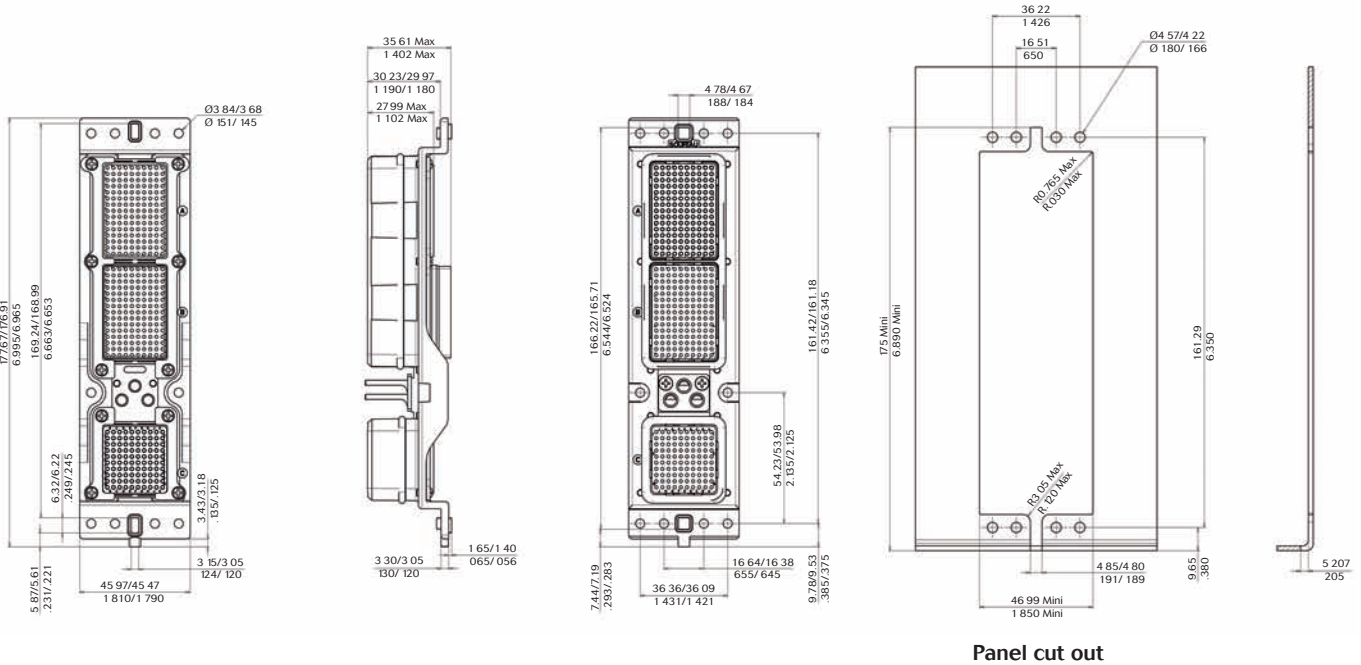


Panel cut out

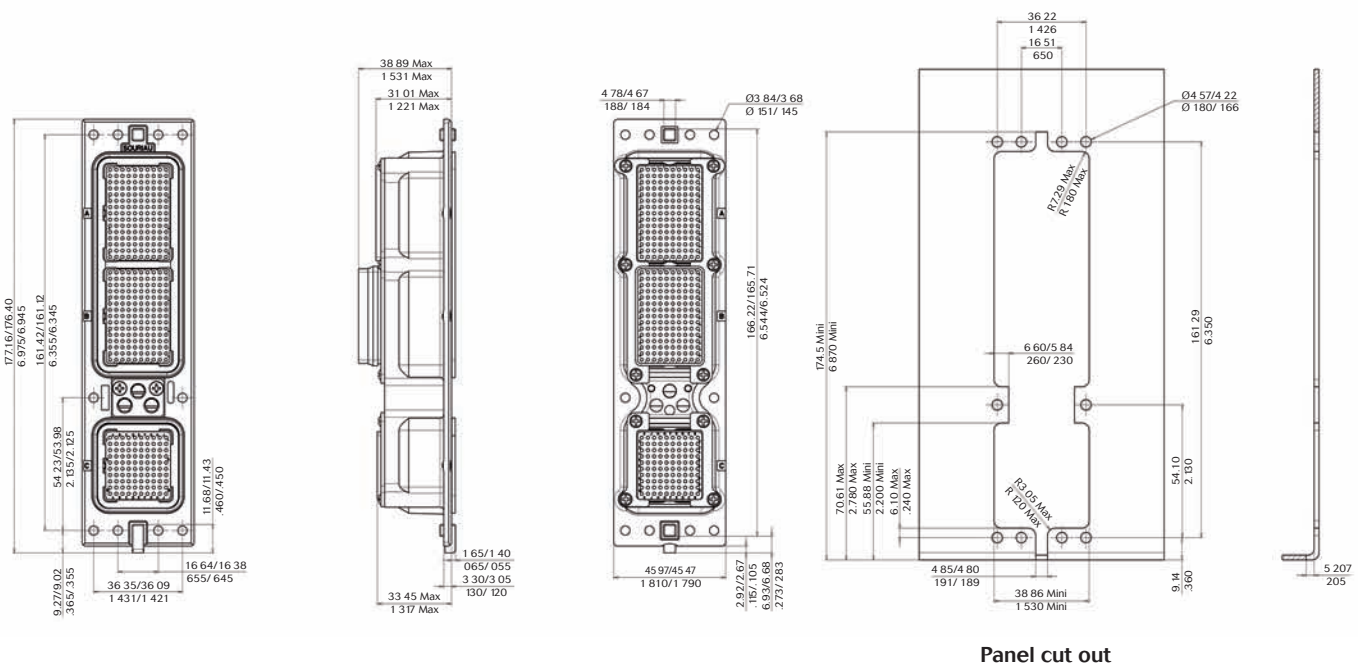
# ARINC 600 Series

## Shell Size & Shell Type

### Shell Size 2 - Rack Plug (mm/inch)



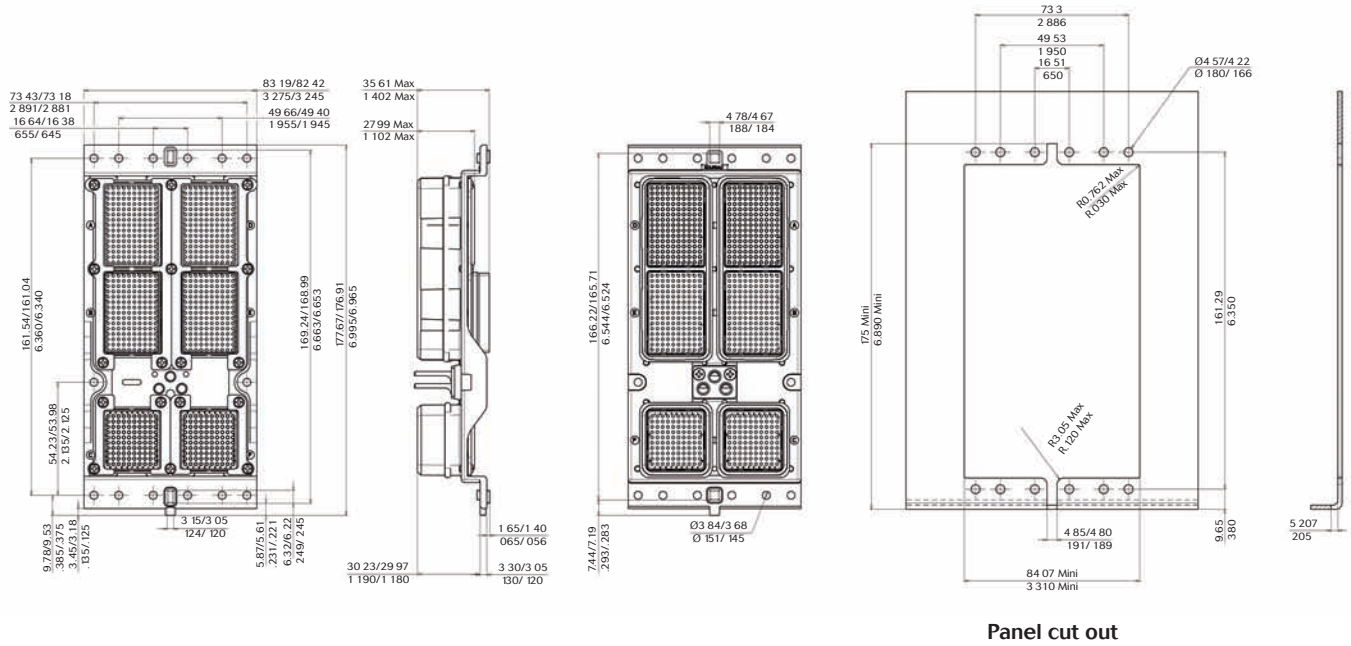
### Shell Size 2 - Equipment Receptacle (mm/inch)



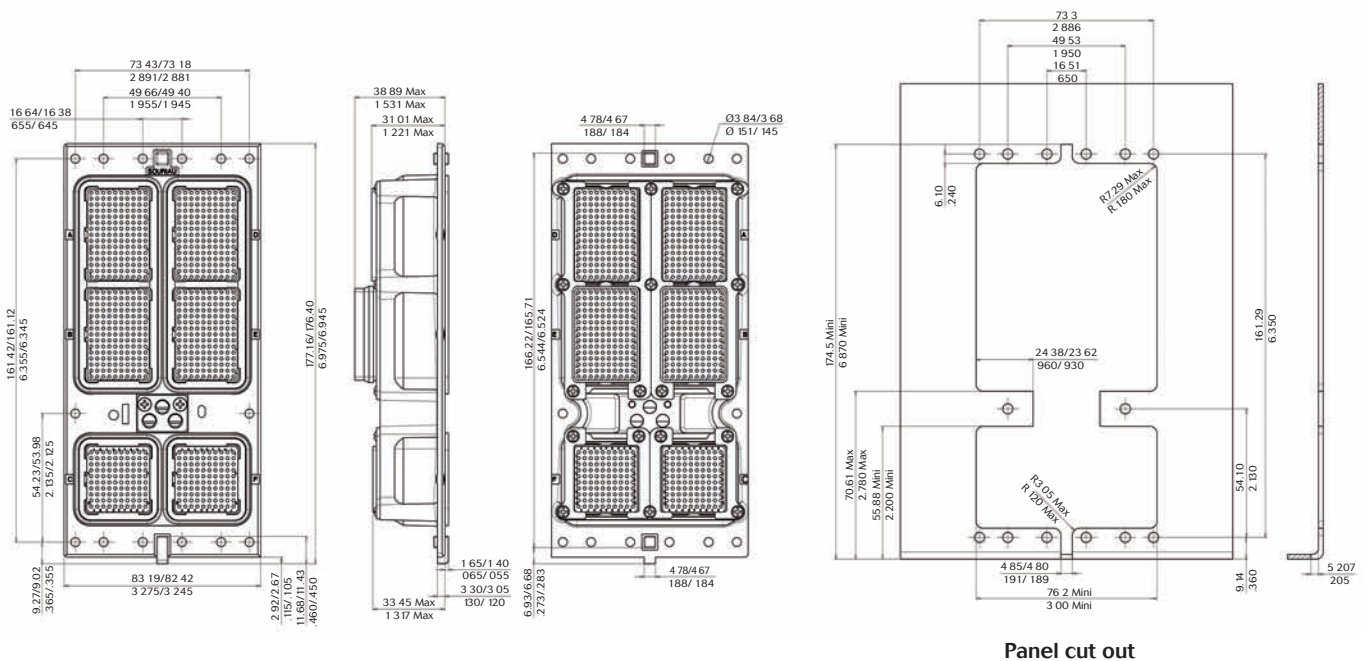
# ARINC 600 Series

## Shell Size & Shell Type

### Shell Size 3 - Rack Plug (mm/inch)



### Shell Size 3 - Equipment Receptacle (mm/inch)



# ARINC 600 Series

## Contact Mounting & Release

**Contact Mounting & Release**

Possibility to mix rear & front release inserts within the same connector.

**Equipment receptacle**

**Rear Release:**  
Crimped contacts & ELIO® fiber optic contacts

**Front Release:**  
PC Tail contacts

**Rack plug**

**Rear Release:**  
Crimped contacts & ELIO® fiber optic contacts

## Mounting Style

**Mounting Style**

**Standard mounting**

05: Standard mounting shell size 1  
13: Standard mounting shell size 2 & 3

Standard mounting size 1

Standard mounting size 2 & 3

**Float mounting**

FL: Float mounting, 6-32 eyelet (qty 4)  
FN: Float mounting, 6-32 self-locking threaded inserts (qty 4)  
FT: Float mounting, 4-40 (qty 4)  
FS: Float mounting, 4-40 self-locking threaded inserts (qty 4)

Float mounting

**Self-locking inserts**

M3: M3 self-locking inserts, shells size 2 & 3 (qty 2)  
N3: M3 self-locking inserts in all holes shells size 1, 2 & 3  
LN: 6-32 self-locking threaded inserts \*  
SL: 4-40 self-locking threaded inserts \*  
TL: 4-40 self-locking threaded inserts in all holes  
TN: 6-32 self-locking threaded inserts in all holes

| Shells                                   | Receptacle |   |    | Plug |   |   |
|--|------------|---|----|------|---|---|
|  | 1          | 2 | 3  | 1    | 2 | 3 |
| Numbers of self-locking threaded inserts | 4          | 6 | 10 | 4    | 4 | 8 |

Self-locking inserts

For other mounting styles, please consult us.

# ARINC 600 Series

## Inserts Arrangement Code

### Power Insert - Cavities C and F

| Code | Shell Size | C cavity                 | F cavity                 |
|------|------------|--------------------------|--------------------------|
| W2   | 1          | 5W2                      | -                        |
| W2   | 2 & 3      | 11C2                     | 11C2                     |
| 00   | 1 & 2      | Dummy insert (Polyamide) | -                        |
| 01   | 3          | Dummy insert (Polyamide) | Dummy insert (Polyamide) |
| 02   |            | 11C2                     | Dummy insert (Polyamide) |
| 03   |            | Dummy insert (Polyamide) | 11C2                     |
| 07   | 1 & 2      | Dummy insert (Alodine)   | -                        |
| 07   | 3          | Dummy insert (Alodine)   | Dummy insert (Alodine)   |
| 08   | 2 & 3      | Dummy insert (Nickel)    | Dummy insert (Nickel)    |
| 34   | 2          | 34 pts                   | -                        |
| 34   | 3          | 34 pts                   | 34 pts                   |
| 38   | 1          | 40 pts                   | -                        |
| A1   | 2          | 85 pts                   | -                        |
| A2   | 3          | 11C2                     | Empty                    |
| A6   |            | 85 pts                   | 85 pts                   |
| A8   |            | 85 pts                   | Dummy insert (Polyamide) |
| K1   |            | 100 pts                  | 100 pts                  |
| K2   |            | 11C2                     | 100 pts                  |
| K3   |            | 100 pts                  | 11C2                     |
| K4   | 1 & 2      | Empty                    | -                        |
| K4   | 3          | Empty                    | Empty                    |
| K5   | 2          | 100 pts                  | -                        |
| Q1   | 2 & 3      | 68Q2                     | 68Q2                     |
| Q2   | 3          | 100 pts                  | 68Q2                     |
| Q3   | 2 & 3      | 11Q2                     | 11Q2                     |
| Q4   |            | 62Q2                     | 62Q2                     |
| Q6   |            | Q6                       | Q6                       |
| Q8   | 3          | 68Q2                     | 85 pts                   |
| Q9   | 2 & 3      | 20Q4                     | 20Q4                     |
| QA   | 3          | 34 pts                   | Q6                       |
| R1   |            | 11Q2                     | 68Q2                     |
| R2   |            | 11Q2                     | 100 pts                  |
| R3   |            | 11Q2                     | Empty                    |
| R4   |            | 68Q2                     | 11Q2                     |
| T8   |            | 2 & 3                    | 20T4                     |
| T9   | 62T2       |                          | 62T2                     |

For other combination, please consult us.



# ARINC 600 Series

## Signal Insert - Cavities A, B, D and E

| Code | Shell Size | A cavity     | B cavity     | D cavity     | E cavity |
|------|------------|--------------|--------------|--------------|----------|
| 00   | 1          | 60 pts       | 60 pts       | -            | -        |
| 00   | 2 & 3      | 150 pts      | 150 pts      | 150 pts      | 150 pts  |
| 01   |            | 71 pts       | 71 pts       | 71 pts       | 71 pts   |
| 02   | 2          | 150 pts      | 71 pts       | -            | -        |
| 03   |            | 71 pts       | 150 pts      | -            | -        |
| 04   | 2          | Empty        | 71 pts       | -            | -        |
| 05   | 3          | C2           | C2           | Empty        | 150 pts  |
| 07   | 2          | Dummy insert | 71 pts       | -            | -        |
| 08   | 3          | 71 pts       | 71 pts       | 71 pts       | 71 pts   |
| 09   |            | 150 pts      | 150 pts      | 150 pts      | 71 pts   |
| 78   | 3          | TCAS         | TCAS         | Dummy insert | 150 pts  |
| A1*  | 2 & 3      | 71 pts       | 71 pts       | 71 pts       | 71 pts   |
| A2*  | 2          | 150 pts      | 71 pts       | -            | -        |
| A3*  |            | 71 pts       | 150 pts      | -            | -        |
| B2   | 2          | 121 pts      | 121 pts      | -            | -        |
| E1   | 1 & 2      | Empty        | Empty        | -            | -        |
| E2   | 1          | 60 pts       | Empty        | -            | -        |
| E2   | 2          | 150 pts      | Empty        | -            | -        |
| E3   | 1          | Empty        | 60 pts       | -            | -        |
| E3   | 2          | Empty        | 150 pts      | -            | -        |
| E5   |            | Empty        | 28 pts       | -            | -        |
| E6   | 2          | C2           | 71 pts rev.  | -            | -        |
| E7   | 3          | C2           | C2           | C2           | 150 pts  |
| F2   | 2          | 150 pts      | Wave guide   | -            | -        |
| F3   |            | Wave guide   | 150 pts      | -            | -        |
| F5   | 2 & 3      | 22 ELIO®     | 22 ELIO®     | 22 ELIO®     | 22 ELIO® |
| H1   | 2          | 28 pts       | 28 pts       | -            | -        |
| H2   |            | 150 pts      | 28 pts       | -            | -        |
| H3   |            | 28 pts       | 150 pts      | -            | -        |
| H4   |            | 71 pts       | 28 pts       | -            | -        |
| H5   |            | 28 pts       | Dummy insert | -            | -        |
| HA   | 3          | 150 pts      | 150 pts      | 150 pts      | 28 pts   |
| HB   |            | 150 pts      | 150 pts      | 28 pts       | 150 pts  |
| HC   |            | 150 pts      | 150 pts      | 28 pts       | 28 pts   |
| HD   |            | 150 pts      | 28 pts       | 150 pts      | 150 pts  |
| HE   |            | 150 pts      | 28 pts       | 150 pts      | 28 pts   |
| HF   |            | 150 pts      | 28 pts       | 28 pts       | 150 pts  |
| HG   |            | 150 pts      | 28 pts       | 28 pts       | 28 pts   |
| HH   |            | 28 pts       | 150 pts      | 150 pts      | 150 pts  |
| HJ   |            | 28 pts       | 150 pts      | 150 pts      | 28 pts   |
| HK   |            | 28 pts       | 150 pts      | 28 pts       | 150 pts  |
| HL   |            | 28 pts       | 150 pts      | 28 pts       | 28 pts   |
| HM   |            | 28 pts       | 28 pts       | 150 pts      | 150 pts  |
| HN   | 28 pts     | 28 pts       | 150 pts      | 28 pts       |          |
| HP   | 28 pts     | 28 pts       | 28 pts       | 150 pts      |          |

| Code | Shell Size | A cavity     | B cavity     | D cavity     | E cavity     |
|------|------------|--------------|--------------|--------------|--------------|
| HQ   | 2 & 3      | 28 pts       | 28 pts       | 28 pts       | 28 pts       |
| HR   | 3          | 28 pts       | 150 pts      | 28 pts       | Dummy insert |
| HS   |            | Empty        | Empty        | Dummy insert | 150 pts      |
| HV   |            | 150 pts      | 150 pts      | Dummy insert | Dummy insert |
| HW   |            | Dummy insert | 150 pts      | 150 pts      | 150 pts      |
| HX   |            | Dummy insert | Dummy insert | Dummy insert | 28 pts       |
| Hy   |            | Dummy insert | Dummy insert | Dummy insert | Dummy insert |
| HZ   |            | Dummy insert | 150 pts      | 28 pts       | 28 pts       |
| K1   |            | 2            | 126          | 150 pts      | -            |
| K2   | 126        |              | 126          | -            | -            |
| K3   | 150 pts    |              | 126          | -            | -            |
| L1   | 1 & 2      | Dummy insert | Dummy insert | -            | -            |
| L2   | 1          | 60 pts       | Dummy insert | -            | -            |
| L2   | 2          | 150 pts      | Dummy insert | -            | -            |
| L3   | 1          | Dummy insert | 60 pts       | -            | -            |
| L3   | 2          | Dummy insert | 150 pts      | -            | -            |
| QA   | 2 & 3      | Q11          | Q11          | Q11          | Q11          |
| QB   |            | 150 pts      | Q11          | 150 pts      | Q11          |
| QC   | 3          | TCAS         | TCAS         | 118Q2        | 118Q2        |
| QD   | 2 & 3      | Q11          | Dummy insert | Q11          | Dummy insert |
| QE   |            | Q11          | 150 pts      | Q11          | 150 pts      |
| QF   | 2          | Dummy insert | Q11          | -            | -            |
| QG   | 3          | 150 pts      | 71 pts       | 150 pts      | Q11          |
| QH   |            | Q11          | Q11          | 150 pts      | Q11          |
| QJ   | 2 & 3      | 118Q2        | 118Q2        | 118Q2        | 118Q2        |
| QK   | 3          | Q11          | Q11          | Q11          | 150 pts      |
| QL   | 2 & 3      | Q10          | 150 pts      | Q10          | 150 pts      |
| QM   | 2          | Dummy insert | 118Q2        | -            | -            |
| QN   |            | 71 pts       | 118Q2        | -            | -            |
| QR   | 2 & 3      | 150 pts      | 118Q2        | 150 pts      | 118Q2        |
| QS   | 3          | 150 pts      | Q11          | 150 pts      | Q11          |
| QT   |            | Q11          | Q11          | 150 pts      | 150 pts      |
| QU   |            | Q11          | 150 pts      | 150 pts      | 150 pts      |
| QV   | 2          | Q11          | Empty        | -            | -            |
| QW   | 3          | 24 pts       | Q10          | 60 pts       | Q10          |
| QX   |            | Empty        | 150 pts      | Empty        | Q11          |
| T1   | 2          | 60 pts       | 60 pts       | -            | -            |
| T3   |            | TCAS         | TCAS         | -            | -            |
| T4   |            | TCAS         | 150 pts      | -            | -            |
| T5   |            | 150 pts      | TCAS         | -            | -            |
| T6   | 3          | TCAS         | TCAS         | 150 pts      | 150 pts      |
| T7   | 2          | C12T6        | 150 pts      | -            | -            |
| T8   |            | TCAS         | 118Q2        | -            | -            |
| T9   |            | TCAS         | 118T2        | -            | -            |

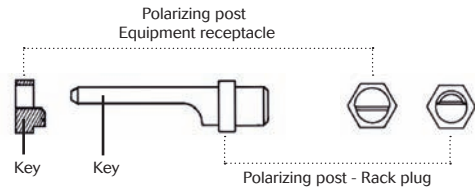
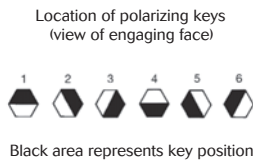
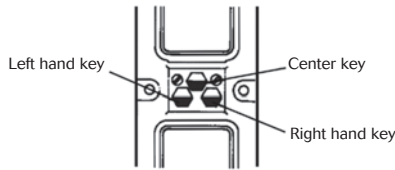
For other combination, please consult us.

\* with coaxial body assembly

# ARINC 600 Series

## Polarization Code

### Polarization Code



| Code number | Receptacle Shell |            |           | Plug shell |             |            |
|-------------|------------------|------------|-----------|------------|-------------|------------|
|             | Left key         | Center key | Right key | Left post  | Center post | Right post |
| 00          | -                | -          | -         | -          | -           | -          |
| 01          | 4                | 4          | 4         | 1          | 1           | 1          |
| 02          | 4                | 4          | 3         | 2          | 1           | 1          |
| 03          | 4                | 4          | 2         | 3          | 1           | 1          |
| 04          | 4                | 4          | 1         | 4          | 1           | 1          |
| 05          | 4                | 4          | 6         | 5          | 1           | 1          |
| 06          | 4                | 4          | 5         | 6          | 1           | 1          |
| 07          | 5                | 4          | 4         | 1          | 1           | 6          |
| 08          | 5                | 4          | 3         | 2          | 1           | 6          |
| 09          | 5                | 4          | 2         | 3          | 1           | 6          |
| 10          | 5                | 4          | 1         | 4          | 1           | 6          |
| 11          | 5                | 4          | 6         | 5          | 1           | 6          |
| 12          | 5                | 4          | 5         | 6          | 1           | 6          |
| 13          | 6                | 4          | 4         | 1          | 1           | 5          |
| 14          | 6                | 4          | 3         | 2          | 1           | 5          |
| 15          | 6                | 4          | 2         | 3          | 1           | 5          |
| 16          | 6                | 4          | 1         | 4          | 1           | 5          |
| 17          | 6                | 4          | 6         | 5          | 1           | 5          |
| 18          | 6                | 4          | 5         | 6          | 1           | 5          |
| 19          | 1                | 4          | 4         | 1          | 1           | 4          |
| 20          | 1                | 4          | 3         | 2          | 1           | 4          |
| 21          | 1                | 4          | 2         | 3          | 1           | 4          |
| 22          | 1                | 4          | 1         | 4          | 1           | 4          |
| 23          | 1                | 4          | 6         | 5          | 1           | 4          |
| 24          | 1                | 4          | 5         | 6          | 1           | 4          |
| 25          | 2                | 4          | 4         | 1          | 1           | 3          |
| 26          | 2                | 4          | 3         | 2          | 1           | 3          |
| 27          | 2                | 4          | 2         | 3          | 1           | 3          |
| 28          | 2                | 4          | 1         | 4          | 1           | 3          |
| 29          | 2                | 4          | 6         | 5          | 1           | 3          |
| 30          | 2                | 4          | 5         | 6          | 1           | 3          |
| 31          | 3                | 4          | 4         | 1          | 1           | 2          |
| 32          | 3                | 4          | 3         | 2          | 1           | 2          |
| 33          | 3                | 4          | 2         | 3          | 1           | 2          |
| 34          | 3                | 4          | 1         | 4          | 1           | 2          |
| 35          | 3                | 4          | 6         | 5          | 1           | 2          |
| 36          | 3                | 4          | 5         | 6          | 1           | 2          |
| 37          | 4                | 3          | 4         | 1          | 2           | 1          |
| 38          | 4                | 3          | 3         | 2          | 2           | 1          |
| 39          | 4                | 3          | 2         | 3          | 2           | 1          |
| 40          | 4                | 3          | 1         | 4          | 2           | 1          |
| 41          | 4                | 3          | 6         | 5          | 2           | 1          |
| 42          | 4                | 3          | 5         | 6          | 2           | 1          |
| 43          | 5                | 3          | 4         | 1          | 2           | 6          |
| 44          | 5                | 3          | 3         | 2          | 2           | 6          |
| 45          | 5                | 3          | 2         | 3          | 2           | 6          |
| 46          | 5                | 3          | 1         | 4          | 2           | 6          |
| 47          | 5                | 3          | 6         | 5          | 2           | 6          |
| 48          | 5                | 3          | 5         | 6          | 2           | 6          |
| 49          | 6                | 3          | 4         | 1          | 2           | 5          |

| Code number | Receptacle Shell |            |           | Plug shell |             |            |
|-------------|------------------|------------|-----------|------------|-------------|------------|
|             | Left key         | Center key | Right key | Left post  | Center post | Right post |
| 50          | 6                | 3          | 3         | 2          | 2           | 5          |
| 51          | 6                | 3          | 2         | 3          | 2           | 5          |
| 52          | 6                | 3          | 1         | 4          | 2           | 5          |
| 53          | 6                | 3          | 6         | 5          | 2           | 5          |
| 54          | 6                | 3          | 5         | 6          | 2           | 5          |
| 55          | 1                | 3          | 4         | 1          | 2           | 4          |
| 56          | 1                | 3          | 3         | 2          | 2           | 4          |
| 57          | 1                | 3          | 2         | 3          | 2           | 4          |
| 58          | 1                | 3          | 1         | 4          | 2           | 4          |
| 59          | 1                | 3          | 6         | 5          | 2           | 4          |
| 60          | 1                | 3          | 5         | 6          | 2           | 4          |
| 61          | 2                | 3          | 4         | 1          | 2           | 3          |
| 62          | 2                | 3          | 3         | 2          | 2           | 3          |
| 63          | 2                | 3          | 2         | 3          | 2           | 3          |
| 64          | 2                | 3          | 1         | 4          | 2           | 3          |
| 65          | 2                | 3          | 6         | 5          | 2           | 3          |
| 66          | 2                | 3          | 5         | 6          | 2           | 3          |
| 67          | 3                | 3          | 4         | 1          | 2           | 2          |
| 68          | 3                | 3          | 3         | 2          | 2           | 2          |
| 69          | 3                | 3          | 2         | 3          | 2           | 2          |
| 70          | 3                | 3          | 1         | 4          | 2           | 2          |
| 71          | 3                | 3          | 6         | 5          | 2           | 2          |
| 72          | 3                | 3          | 5         | 6          | 2           | 2          |
| 73          | 4                | 2          | 4         | 1          | 3           | 1          |
| 74          | 4                | 2          | 3         | 2          | 3           | 1          |
| 75          | 4                | 2          | 2         | 3          | 3           | 1          |
| 76          | 4                | 2          | 1         | 4          | 3           | 1          |
| 77          | 4                | 2          | 6         | 5          | 3           | 1          |
| 78          | 4                | 2          | 5         | 6          | 3           | 1          |
| 79          | 5                | 2          | 4         | 1          | 3           | 6          |
| 80          | 5                | 2          | 3         | 2          | 3           | 6          |
| 81          | 5                | 2          | 2         | 3          | 3           | 6          |
| 82          | 5                | 2          | 1         | 4          | 3           | 6          |
| 83          | 5                | 2          | 6         | 5          | 3           | 6          |
| 84          | 5                | 2          | 5         | 6          | 3           | 6          |
| 85          | 6                | 2          | 4         | 1          | 3           | 5          |
| 86          | 6                | 2          | 3         | 2          | 3           | 5          |
| 87          | 6                | 2          | 2         | 3          | 3           | 5          |
| 88          | 6                | 2          | 1         | 4          | 3           | 5          |
| 89          | 6                | 2          | 6         | 5          | 3           | 5          |
| 90          | 6                | 2          | 5         | 6          | 3           | 5          |
| 91          | 1                | 2          | 4         | 1          | 3           | 4          |
| 92          | 1                | 2          | 3         | 2          | 3           | 4          |
| 93          | 1                | 2          | 2         | 3          | 3           | 4          |
| 94          | 1                | 2          | 1         | 4          | 3           | 4          |
| 95          | 1                | 2          | 6         | 5          | 3           | 4          |
| 96          | 1                | 2          | 5         | 6          | 3           | 4          |
| 97          | 2                | 2          | 4         | 1          | 3           | 3          |
| 98          | 2                | 2          | 3         | 2          | 3           | 3          |
| 99          | 2                | 2          | 2         | 3          | 3           | 3          |

# ARINC 600 Series

## Polarization Code

| Code number |      | Receptacle Shell |            |           | Plug shell |             |            |
|-------------|------|------------------|------------|-----------|------------|-------------|------------|
| Souriau     | Norm | Left key         | Center key | Right key | Left post  | Center post | Right post |
| A0          | 100  | 2                | 2          | 1         | 4          | 3           | 3          |
| A1          | 101  | 2                | 2          | 6         | 5          | 3           | 3          |
| A2          | 102  | 2                | 2          | 5         | 6          | 3           | 3          |
| A3          | 103  | 3                | 2          | 4         | 1          | 3           | 2          |
| A4          | 104  | 3                | 2          | 3         | 2          | 3           | 2          |
| A5          | 105  | 3                | 2          | 2         | 3          | 3           | 2          |
| A6          | 106  | 3                | 2          | 1         | 4          | 3           | 2          |
| A7          | 107  | 3                | 2          | 6         | 5          | 3           | 2          |
| A8          | 108  | 3                | 2          | 5         | 6          | 3           | 2          |
| A9          | 109  | 4                | 1          | 4         | 1          | 4           | 1          |
| B0          | 110  | 4                | 1          | 3         | 2          | 4           | 1          |
| B1          | 111  | 4                | 1          | 2         | 3          | 4           | 1          |
| B2          | 112  | 4                | 1          | 1         | 4          | 4           | 1          |
| B3          | 113  | 4                | 1          | 6         | 5          | 4           | 1          |
| B4          | 114  | 4                | 1          | 5         | 6          | 4           | 1          |
| B5          | 115  | 5                | 1          | 4         | 1          | 4           | 6          |
| B6          | 116  | 5                | 1          | 3         | 2          | 4           | 6          |
| B7          | 117  | 5                | 1          | 2         | 3          | 4           | 6          |
| B8          | 118  | 5                | 1          | 1         | 4          | 4           | 6          |
| B9          | 119  | 5                | 1          | 6         | 5          | 4           | 6          |
| C0          | 120  | 5                | 1          | 5         | 6          | 4           | 6          |
| C1          | 121  | 6                | 1          | 4         | 1          | 4           | 5          |
| C2          | 122  | 6                | 1          | 3         | 2          | 4           | 5          |
| C3          | 123  | 6                | 1          | 2         | 3          | 4           | 5          |
| C4          | 124  | 6                | 1          | 1         | 4          | 4           | 5          |
| C5          | 125  | 6                | 1          | 6         | 5          | 4           | 5          |
| C6          | 126  | 6                | 1          | 5         | 6          | 4           | 5          |
| C7          | 127  | 1                | 1          | 4         | 1          | 4           | 4          |
| C8          | 128  | 1                | 1          | 3         | 2          | 4           | 4          |
| C9          | 129  | 1                | 1          | 2         | 3          | 4           | 4          |
| D0          | 130  | 1                | 1          | 1         | 4          | 4           | 4          |
| D1          | 131  | 1                | 1          | 6         | 5          | 4           | 4          |
| D2          | 132  | 1                | 1          | 5         | 6          | 4           | 4          |
| D3          | 133  | 2                | 1          | 4         | 1          | 4           | 3          |
| D4          | 134  | 2                | 1          | 3         | 2          | 4           | 3          |
| D5          | 135  | 2                | 1          | 2         | 3          | 4           | 3          |
| D6          | 136  | 2                | 1          | 1         | 4          | 4           | 3          |
| D7          | 137  | 2                | 1          | 6         | 5          | 4           | 3          |
| D8          | 138  | 2                | 1          | 5         | 6          | 4           | 3          |
| D9          | 139  | 3                | 1          | 4         | 1          | 4           | 2          |
| E0          | 140  | 3                | 1          | 3         | 2          | 4           | 2          |
| E1          | 141  | 3                | 1          | 2         | 3          | 4           | 2          |
| E2          | 142  | 3                | 1          | 1         | 4          | 4           | 2          |
| E3          | 143  | 3                | 1          | 6         | 5          | 4           | 2          |
| E4          | 144  | 3                | 1          | 5         | 6          | 4           | 2          |
| E5          | 145  | 4                | 6          | 4         | 1          | 5           | 1          |
| E6          | 146  | 4                | 6          | 3         | 2          | 5           | 1          |
| E7          | 147  | 4                | 6          | 2         | 3          | 5           | 1          |
| E8          | 148  | 4                | 6          | 1         | 4          | 5           | 1          |
| E9          | 149  | 4                | 6          | 6         | 5          | 5           | 1          |
| F0          | 150  | 4                | 6          | 5         | 6          | 5           | 1          |
| F1          | 151  | 5                | 6          | 4         | 1          | 5           | 6          |
| F2          | 152  | 5                | 6          | 3         | 2          | 5           | 6          |
| F3          | 153  | 5                | 6          | 2         | 3          | 5           | 6          |
| F4          | 154  | 5                | 6          | 1         | 4          | 5           | 6          |
| F5          | 155  | 5                | 6          | 6         | 5          | 5           | 6          |
| F6          | 156  | 5                | 6          | 5         | 6          | 5           | 6          |
| F7          | 157  | 6                | 6          | 4         | 1          | 5           | 5          |

| Code number |      | Receptacle Shell |            |           | Plug shell |             |            |
|-------------|------|------------------|------------|-----------|------------|-------------|------------|
| Souriau     | Norm | Left key         | Center key | Right key | Left post  | Center post | Right post |
| F8          | 158  | 6                | 6          | 3         | 2          | 5           | 5          |
| F9          | 159  | 6                | 6          | 2         | 3          | 5           | 5          |
| G0          | 160  | 6                | 6          | 1         | 4          | 5           | 5          |
| G1          | 161  | 6                | 6          | 6         | 5          | 5           | 5          |
| G2          | 162  | 6                | 6          | 5         | 6          | 5           | 5          |
| G3          | 163  | 1                | 6          | 4         | 1          | 5           | 4          |
| G4          | 164  | 1                | 6          | 3         | 2          | 5           | 4          |
| G5          | 165  | 1                | 6          | 2         | 3          | 5           | 4          |
| G6          | 166  | 1                | 6          | 1         | 4          | 5           | 4          |
| G7          | 167  | 1                | 6          | 6         | 5          | 5           | 4          |
| G8          | 168  | 1                | 6          | 5         | 6          | 5           | 4          |
| G9          | 169  | 2                | 6          | 4         | 1          | 5           | 3          |
| H0          | 170  | 2                | 6          | 3         | 2          | 5           | 3          |
| H1          | 171  | 2                | 6          | 2         | 3          | 5           | 3          |
| H2          | 172  | 2                | 6          | 1         | 4          | 5           | 3          |
| H3          | 173  | 2                | 6          | 6         | 5          | 5           | 3          |
| H4          | 174  | 2                | 6          | 5         | 6          | 5           | 3          |
| H5          | 175  | 3                | 6          | 4         | 1          | 5           | 2          |
| H6          | 176  | 3                | 6          | 3         | 2          | 5           | 2          |
| H7          | 177  | 3                | 6          | 2         | 3          | 5           | 2          |
| H8          | 178  | 3                | 6          | 1         | 4          | 5           | 2          |
| H9          | 179  | 3                | 6          | 6         | 5          | 5           | 2          |
| J0          | 180  | 3                | 6          | 5         | 6          | 5           | 2          |
| J1          | 181  | 4                | 5          | 4         | 1          | 6           | 1          |
| J2          | 182  | 4                | 5          | 3         | 2          | 6           | 1          |
| J3          | 183  | 4                | 5          | 2         | 3          | 6           | 1          |
| J4          | 184  | 4                | 5          | 1         | 4          | 6           | 1          |
| J5          | 185  | 4                | 5          | 6         | 5          | 6           | 1          |
| J6          | 186  | 4                | 5          | 5         | 6          | 6           | 1          |
| J7          | 187  | 5                | 5          | 4         | 1          | 6           | 6          |
| J8          | 188  | 5                | 5          | 3         | 2          | 6           | 6          |
| J9          | 189  | 5                | 5          | 2         | 3          | 6           | 6          |
| K0          | 190  | 5                | 5          | 1         | 4          | 6           | 6          |
| K1          | 191  | 5                | 5          | 6         | 5          | 6           | 6          |
| K2          | 192  | 5                | 5          | 5         | 6          | 6           | 6          |
| K3          | 193  | 6                | 5          | 4         | 1          | 6           | 5          |
| K4          | 194  | 6                | 5          | 3         | 2          | 6           | 5          |
| K5          | 195  | 6                | 5          | 2         | 3          | 6           | 5          |
| K6          | 196  | 6                | 5          | 1         | 4          | 6           | 5          |
| K7          | 197  | 6                | 5          | 6         | 5          | 6           | 5          |
| K8          | 198  | 6                | 5          | 5         | 6          | 6           | 5          |
| K9          | 199  | 1                | 5          | 4         | 1          | 6           | 4          |
| L0          | 200  | 1                | 5          | 3         | 2          | 6           | 4          |
| L1          | 201  | 1                | 5          | 2         | 3          | 6           | 4          |
| L2          | 202  | 1                | 5          | 1         | 4          | 6           | 4          |
| L3          | 203  | 1                | 5          | 6         | 5          | 6           | 4          |
| L4          | 204  | 1                | 5          | 5         | 6          | 6           | 4          |
| L5          | 205  | 2                | 5          | 4         | 1          | 6           | 3          |
| L6          | 206  | 2                | 5          | 3         | 2          | 6           | 3          |
| L7          | 207  | 2                | 5          | 2         | 3          | 6           | 3          |
| L8          | 208  | 2                | 5          | 1         | 4          | 6           | 3          |
| L9          | 209  | 2                | 5          | 6         | 5          | 6           | 3          |
| M0          | 210  | 2                | 5          | 5         | 6          | 6           | 3          |
| M1          | 211  | 3                | 5          | 4         | 1          | 6           | 2          |
| M2          | 212  | 3                | 5          | 3         | 2          | 6           | 2          |
| M3          | 213  | 3                | 5          | 2         | 3          | 6           | 2          |
| M4          | 214  | 3                | 5          | 1         | 4          | 6           | 2          |
| M5          | 215  | 3                | 5          | 6         | 5          | 6           | 2          |
| M6          | 216  | 3                | 5          | 5         | 6          | 6           | 2          |

# ARINC 600 Series

## Packaging Code

| Packaging Code   |   |  |
|--|---|--|
| 1st Letter: Delivery conditions of Signal and Power Contacts   |   |  |
| <b>A</b>   | Connector delivered with unmounted crimped signal and power contacts.   | For rear release plug & receptacle.                      |
| <b>B</b>   | Connector delivered only with unmounted crimped signal contacts.  | -  |
| <b>C</b>   | Connector delivered with mounted wire wrap L= 12.7/0.5 (mm/inch) signal contacts and without power contact.                           | -  |
| <b>D</b>   | Connector delivered with unmounted wire wrap L= 9.52/0.375 (mm/inch) signal contacts and crimped power contacts.                      | -  |
| <b>E</b>   | Connector delivered with mounted PC Tail L= 6.35/0.25 (mm/inch) signal contacts and unmounted power crimped contacts.                 | For PC Tail gold plated only. See code 3 for tin plated. |
| <b>G</b>   | Connector delivered with mounted gold plated PC Tail L= 3.81/0.15 (mm/inch) signal contacts and without power contact.                | -  |
| <b>H</b>   | Connector delivered with mounted tin plated PC Tail L= 6.35/0.25 (mm/inch) signal and power contacts.                                 | For PC Tail tin plated only. See code Y for gold plated. |
| <b>I</b>   | Connector delivered with mounted PC Tail L= 3.81/0.15 (mm/inch) signal contacts and unmounted crimped power contacts.                 | -  |
| <b>L</b>   | Connector delivered without signal and without power contact.   | Never use code LN. If no contact, put nothing.           |
| <b>N</b>   | Connector delivered with only unmounted crimped power contacts.   | -  |
| <b>P</b>   | Connector delivered with mounted PC Tail L= 9.52/0.375 (mm/inch) signal contacts and unmounted crimped power contacts.                | -  |
| <b>R</b>   | Connector delivered with mounted gold plated PC Tail L= 9.52/0.375 (mm/inch) signal contacts and without power contact.               | -  |
| <b>T</b>   | Connector delivered with mounted wire wrap L= 12.7/0.5 (mm/inch) signal contacts and with unmounted power contacts.                   | -  |
| <b>U</b>   | Connector delivered with mounted wire wrap L= 6.35/0.25 (mm/inch) signal contacts and without power contact.                          | -  |
| <b>W</b>   | Connector delivered with unmounted front release wire wrap contacts (4 wrappings: 8660-540)   | -  |
| <b>X</b>   | Connector delivered with mounted PC Tail L= 12.7/0.5 (mm/inch) signal contacts and without power contact.                             | For PC Tail gold plated only. See code 2 for tin plated. |
| <b>Y</b>   | Connector supplied with mounted #22 PC Tail L= 6.35/0.25 (mm/inch) signal and power contacts.   | For PC Tail gold plated only. See code H for tin plated. |
| <b>1</b>   | Connector delivered with mounted PC Tail wire wrap L= 9.52/0.375 (mm/inch) signal contacts and with unmounted crimped power contacts. | -  |
| <b>2</b>   | Connector delivered with mounted tin plated PC Tail L= 12.7/0.5 (mm/inch) signal contacts and without power contact.                  | For PC Tail tin plated only. See code X for gold plated. |
| <b>3</b>   | Connector delivered with mounted tin plated PC Tail L= 6.35/0.25 (mm/inch) signal contacts and with unmounted crimped power contacts. | For PC Tail tin plated only. See code E for gold plated. |
| <b>4</b>   | Connector delivered with tin plated PC Tail L=1 2.7/0.5 (mm/inch) signal and power contacts.  | -  |
| <b>5</b>   | Connector delivered without signal contacts and with tin plated PC Tail L= 6.35 / 0.25 (mm/inch) power contacts.                      | -  |
| 2nd Letter: Delivery conditions of #5 Coax and #1 Coax contacts, and #8 Quadrax contacts.  |   |  |
| <b>A</b>   | Connector delivered with #5 coax for RG 58 C/U cable and #1 coax for RG 165/U and RG 225/U cable (coaxial body and termination kit).  |  |
| <b>B</b>   | Connector delivered with #1 coax for RG 141A/U, RG 142 and KX23 cable. Delivered unmounted.   |  |
| <b>C</b>   | Connector delivered with #1 coax for UT 141 and RG 400B/U cable. Delivered unmounted.   |  |
| <b>D</b>   | Connector delivered with #5 coax for 5021K1011 cable.   |  |
| <b>E</b>   | Connector delivered with #1 coax for RG 393/U cable.  |  |
| <b>F</b>   | Connector delivered with #5 coax for 5021K1011 cable and with #1 coax for RG 393/U cable. Delivered unmounted.                        |  |
| <b>H</b>   | Connector delivered without coax contact and with #5 dummy contacts.  |  |
| <b>I</b>   | Connector delivered without coax contact and with mounted #5 and #12 cavity reducer.  |  |
| <b>J</b>   | Connector delivered with #5 coax for RG 316 cable.  |  |
| <b>K</b>   | Connector delivered with #5 coax for KX23 cable.  |  |
| <b>M</b>   | Connector delivered with unmounted sealed #5 coax for RG 58C/U cable.   |  |
| <b>N</b>   | Connector delivered without coax or quadrax contact.  |  |
| <b>Q</b>   | Connector delivered with #8 PC tail quadrax contacts: Same plating than signal and power contacts, or tin plated if not applicable.   |  |
| <b>S</b>   | Connector delivered with TCAS #1 coax.  |  |
| Packaging code not applicable to connectors where no contacts are specified.<br>Do not use the suffix LN together.<br>Gold plated contacts: 0.8µ mini. Performance compliant with ARINC 600.<br><br>For other code packaging, please consult us. |   |  |

Note: All dimensions are in mm/inch.

ARINC 600





# Contacts & Tooling

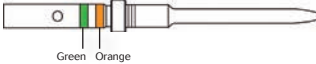


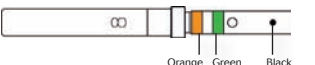

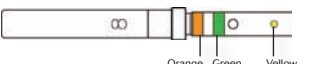
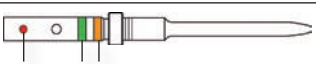
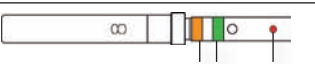
|   |    |
|---|----|
| ■ Crimp contacts .....                        | 30 |
| ■ PC tail contacts .....                      | 34 |
| ■ Wire wrap contacts .....                    | 35 |
| ■ Twinax contacts .....                       | 35 |
| ■ Triax contacts .....                        | 36 |
| ■ Quadrax contacts .....                      | 36 |
| ■ Cavity reducers .....                       | 36 |
| ■ ELIO® fiber optic contacts/adaptor #8 ..... | 37 |
| ■ Filler plug .....                           | 38 |
| ■ Dummy contacts .....                        | 38 |
| ■ Dummy inserts .....                         | 38 |
| ■ Tooling:                                    |    |
| Crimping tools .....                          | 39 |
| Insertion & extraction of the contacts .....  | 40 |
| Insertion & extraction tools .....            | 41 |
| ■ Accessories: Covers .....                   | 41 |

# ARINC 600 Series

## Contacts


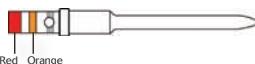





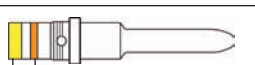


### Crimp Contacts

#### Signal contacts

| Contact size   | For rack plug: rear release |             |   | For equipment receptacle: rear release |             |   |
|----------------|-----------------------------|-------------|---|--|-------------|---|
|                | Contact type                | Part number | Profile and color code  | Contact type                           | Part number | Profile and color code  |
| #22 Standard   | Pin                         | 8660-6412*  |  | Socket                                 | 8660-206    |  |
| #22 Alumel     |                             | 8660-209    |  |  | 8660-211    |  |
| #22 Chromel    |                             | 8660-208    |  |  | 8660-210    |  |
| #22 Constantan |                             | 8660-2029   |  |  | 8660-2034   |  |

\* Selective plating ASNE0170FA2200 - Best value for money solution !  
Available without selective plating: 8660-202

#### Power contacts

| Contact size           | For rack plug: rear release |             |   | For equipment receptacle: rear release |             |   |
|------------------------|-----------------------------|-------------|---|--|-------------|---|
|                        | Contact type                | Part number | Profile and color code  | Contact type                           | Part number | Profile and color code  |
| #20 Power              | Socket                      | 8660-248    |  | Pin                                    | 8660-230    |  |
| #16 Power              |                             | 8660-249    |  |  | 8660-233    |  |
| #16 Power Small barrel |                             | 8660-2575   |  |  | 8660-1048   |  |
| #12 Power              |                             | 8660-250    |  |  | 8660-236    |  |
| #12 Power Small barrel |                             | 8660-257    |  |  | 8660-1049   |  |

# ARINC 600 Series

## Crimp Contacts

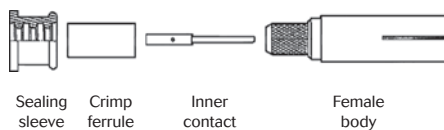
### Coaxial contacts

| Contact size | Class     | For rack plug: Female contact | For equipment receptacle: Male contact | Cable  |
|--------------|-----------|-------------------------------|--|--|
|              |           | Part number                   | Part number                            |  |
| #8 Coaxial   | Unsealed  | 8660-6211                     | 8660-6251                              | RG 400 / U   |
|              | Sealed    | 8660-2485                     | 8660-2480                              | RG 58 C / U<br>RG 142 B / U<br>RG 141 A / U<br>NSA 935359 WB     |
| Unsealed     | 8660-2285 | 8660-2280                     |  |  |
| #5 Coaxial*  | Sealed    | 8660-2486                     | 8660-2481                              | RG 174 A / U<br>RG 188 A / U                                     |
|              | Unsealed  | 8660-2286                     | 8660-2281                              |  |
|              | Sealed    | 8660-2487                     | 8660-2482                              | RG 223 / U<br>RG 400 BU<br>KX 23                                 |
|              | Unsealed  | 8660-2287                     | 8660-2282                              |  |
|              | Sealed    | 8660-2488                     | 8660-2483                              | RG 178 B / U<br>RG 196 A / U<br>RG 316 / U<br>KX 21 A<br>KX 22 A |
|              | Unsealed  | 8660-2288                     | 8660-2283                              |  |
|              | Sealed    | 8660-2489                     | 8660-2484                              | RG 180 B / U<br>RG 195 A / U                                     |
|              | Unsealed  | 8660-2289                     | 8660-2284                              |  |
|              | Sealed    | 8660-2298E                    | 8660-2294                              | 5021 K 1011  |
|              | Unsealed  | 8660-2498E                    | 8660-2494                              |  |

\* Sealing sleeve supplied for sealed connectors

| Contact size | Class     | For rack plug: Female contact |                 |                  | For equipment receptacle: Male contact |                 |                  | Cable                                  |
|--------------|-----------|-------------------------------|-----------------|------------------|--|-----------------|------------------|--|
|              |           | Coaxial                       | Termination kit | Coaxial assembly | Coaxial                                | Termination kit | Coaxial assembly |  |
| #1 Coaxial   | Sealed    | 8660-2277                     | 8660-2587       | 8660-2296        | 8660-2272                              | 8660-2581       | 8660-2251        | RG 141 A / U<br>RG 142 B / U<br>KX 23  |
|              | Unsealed  | 8660-2278                     |                 | 8660-2261        | 8660-2274                              |                 | 8660-2241        |  |
|              | Sealed    | -                             | -               | -                | 8660-2272                              | 8660-2582       | 8660-2252        | UT141                                  |
|              | Unsealed  | -                             | -               | -                | 8660-2274                              |                 | 8660-2242        |  |
|              | Sealed    | 8660-2277                     | 8660-2580       | 8660-2295        | 8660-2272                              | 8660-2583       | 8660-2250        | RG 165 / U<br>RG 214 / U<br>RG 225 / U |
|              | Unsealed  | 8660-2278                     |                 | 8660-2260        | 8660-2274                              |                 | 8660-2240        |  |
|              | Sealed    | 8660-2277                     | 8660-2585       | 8660-2299        | 8660-2272                              | 8660-2588       | 8660-2254        | RG 393 / U                             |
|              | Unsealed  | 8660-2278                     |                 | 8660-2263        | 8660-2274                              |                 | 8660-2244        |  |
|              | Sealed    | 8660-2277                     | 8660-2237       | 8660-2311        | 8660-2272                              | 8660-2236       | 8660-2313        | Fileca1703 / 3<br>Filotex50MT<br>KT    |
|              | Unsealed  | 8660-2278                     |                 | 8660-2259        | 8660-2274                              |                 | 8660-2314        |  |
| Unsealed     | 8660-2278 | 8660-2341                     | 8660-2141       | -                | -                                      | -               | RG 400 / BU      |  |

For rack plug: Female contact



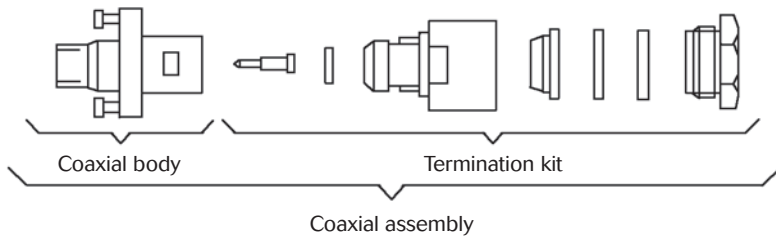
For equipment receptacle: Male contact



# ARINC 600 Series

## Crimp Contacts

### Coaxial assembly example



### Triaxial contacts

| Contact size | Class    | For rack plug: Female contact     | For equipment receptacle: Male contact | Cable                     |
|--------------|----------|-----------------------------------|--|---------------------------|
|              |          | Part number                       | Part number                            |                           |
| #8 Triaxial  | Sealed   | 8667-D03-08R-52A/01 Included boot | 8667-D02-08R-52A/01 Included boot      | EN3375-004<br>MIL-C-17176 |
|              | Unsealed | 8667-D03-08R-02A/01               | 8667-D02-08R-02A/01                    |                           |

### Wire data for crimp contacts

| Contact size     | Cables          |                   | Ø over insulation (mm/inch) |               |
|------------------|-----------------|-------------------|-----------------------------|---------------|
|                  | mm <sup>2</sup> | AWG               | min                         | max           |
| #22              | 0.15 to 0.38    | 26 - 24 - 22      | 0.66 / 0.026                | 1.371 / 0.054 |
| #20              | 0.21 to 0.60    | 24 - 22 - 20      | 1.016 / 0.04                | 1.803 / 0.071 |
| #16              | 0.60 to 1.34    | 20 - 18 - 16      | 1.727 / 0.068               | 2.616 / 0.103 |
| #16 Small barrel | 0.21 to 0.93    | 24 - 22 - 20 - 18 | 1.73 / 0.068                | 2.6 / 0.102   |
| #12              | 1.91 to 3.18    | 14 - 12           | 2.464 / 0.097               | 3.429 / 0.135 |
| #12 Small barrel | 0.21 to 0.93    | 24 - 22 - 20 - 18 | 2.48 / 0.098                | 3.4 / 0.134   |

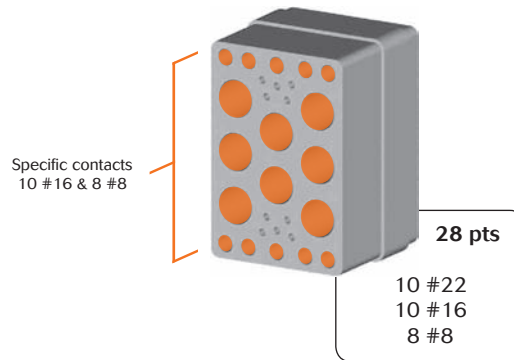
### TCAS insert

| Contact size | Shell style | Part number         | Profile | Cable                              |
|--------------|-------------|---------------------|---------|------------------------------------|
| #1 Coaxial   | Plug        | 8660-D21-100-01A/05 |         | FILOTEX E0406WD<br>FILOTEX 50MFCFB |
|              |             | 8660-6413           |         | GORESW39214                        |
|              | Receptacle  | 8660-6136           |         | Output SMA                         |

# ARINC 600 Series

## Crimp Contacts

### Specific contacts for 28 pts insert



### #8 Triaxial contact

| Contact size | Class    | For rack plug: Female contact |         | For equipment receptacle: Male contact |         | Cable                |
|--------------|----------|-------------------------------|---------|--|---------|----------------------|
|              |          | Part number                   | Profile | Part number                            | Profile |                      |
| #8 Triaxial  | Sealed   | 8599-5220<br>Included boot    |         | 8599-5210<br>Included boot             |         | Mil-C17176<br>-00002 |
|              | Unsealed | 8599-0998                     |         | 8599-0988                              |         |                      |

### #16 Power rear release

| Contact size | Contact type | Part numbers without colour code | MIL - DTL - 38999 contacts |                         |
|--------------|--------------|----------------------------------|----------------------------|-------------------------|
|              |              |                                  | Part number                | Profile and colour code |
| #16 Power    | Pin          | 8599-0704 MJ                     | M39029/58-364              |                         |
|              | Socket       | 8599-0708                        | M39029/56-352              |                         |

### #16 Dummy contacts (unsealed version)

|             |                |           |      |
|-------------|----------------|-----------|------|
| #16 (38999) | for plug       | 8660-3138 | Blue |
|             | for receptacle | 8660-3139 |      |

# ARINC 600 Series

## PC Tail Contacts

### For equipment receptacle: socket signal contacts - front release

| Contact size | Contact type | Part number         | L = Length PC tail | Ø PC tail                            | Profile |
|--------------|--------------|---------------------|--------------------|--------------------------------------|---------|
| #22          | Gold plated  | 8660-550            | 3.81 / 0.15        | 0.60 / 0.024 min<br>0.67 / 0.026 max |         |
|              |              | 8660-555            | 6.35 / 0.25        |                                      |         |
|              |              | 8660-560            | 9.52 / 0.375       |                                      |         |
|              |              | 8660-565            | 12.7 / 0.5         |                                      |         |
|              | Tin plated   | 8660-C23-22V-01A/06 | 3.81 / 0.15        |                                      |         |
|              |              | 8660-C23-22V-02A/06 | 6.35 / 0.25        |                                      |         |
|              |              | 8660-C23-22V-03A/06 | 9.52 / 0.375       |                                      |         |
|              |              | 8660-C23-22V-04A/06 | 12.7 / 0.5         |                                      |         |

### For equipment receptacle: pin power contacts - front release

| Contact size | Contact type | Part number        | L = Length PC tail | Ø PC tail                            | Profile |
|--------------|--------------|--------------------|--------------------|--------------------------------------|---------|
| #20          | Gold plated  | 8660-420-200-04AMJ | 3.81 / 0.15        | 0.81 / 0.032 min<br>0.88 / 0.035 max |         |
|              |              | 8660-420-200-01AMJ | 6.35 / 0.25        |                                      |         |
|              |              | 8660-420-200-02AMJ | 9.52 / 0.375       |                                      |         |
|              |              | 8660-420-200-03AMJ | 12.7 / 0.5         |                                      |         |
|              | Tin plated   | 8660-420-200-04A06 | 3.81 / 0.15        |                                      |         |
|              |              | 8660-420-200-01A06 | 6.35 / 0.25        |                                      |         |
|              |              | 8660-420-200-02A06 | 9.52 / 0.375       |                                      |         |
|              |              | 8660-420-200-03A06 | 12.7 / 0.5         |                                      |         |
| #16          | Gold plated  | 8660-420-160-04AMJ | 3.81 / 0.15        | 1.27 / 0.050 min<br>1.33 / 0.052 max |         |
|              |              | 8660-420-160-01AMJ | 6.35 / 0.25        |                                      |         |
|              |              | 8660-420-160-02AMJ | 9.52 / 0.375       |                                      |         |
|              |              | 8660-420-160-03AMJ | 12.7 / 0.5         |                                      |         |
|              | Tin plated   | 8660-420-160-04A06 | 3.81 / 0.15        |                                      |         |
|              |              | 8660-420-160-01A06 | 6.35 / 0.25        |                                      |         |
|              |              | 8660-420-160-02A06 | 9.52 / 0.375       |                                      |         |
|              |              | 8660-420-160-03A06 | 12.7 / 0.5         |                                      |         |
| #12          | Gold plated  | 8660-420-120-04AMJ | 3.81 / 0.15        | 2.05 / 0.081 min<br>2.11 / 0.083 max |         |
|              |              | 8660-420-120-01AMJ | 6.35 / 0.25        |                                      |         |
|              |              | 8660-420-120-02AMJ | 9.52 / 0.375       |                                      |         |
|              |              | 8660-420-120-03AMJ | 12.7 / 0.5         |                                      |         |
|              | Tin plated   | 8660-420-120-04A06 | 3.81 / 0.15        |                                      |         |
|              |              | 8660-420-120-01A06 | 6.35 / 0.25        |                                      |         |
|              |              | 8660-420-120-02A06 | 9.52 / 0.375       |                                      |         |
|              |              | 8660-420-120-03A06 | 12.7 / 0.5         |                                      |         |
| #8           | Gold plated  | Please consult us  |                    |                                      |         |

### For equipment receptacle: pin power contacts - rear release

| Contact size | Contact type | Part number | L = Length PC tail | Ø PC tail                            | Profile |
|--------------|--------------|-------------|--------------------|--------------------------------------|---------|
| #20          | Gold plated  | 8660-543    | 2.98 / 0.117       | 0.81 / 0.032 min<br>0.88 / 0.035 max |         |
|              | Tin plated   | 8660-6148   |                    |                                      |         |
| #16          | Gold plated  | 8660-546    | 2.38 / 0.094       | 1.27 / 0.050 min<br>1.33 / 0.052 max |         |
|              | Tin plated   | 8660-6149   |                    |                                      |         |
| #12          | Gold plated  | 8660-549    | 2.98 / 0.117       | 2.05 / 0.081 min<br>2.11 / 0.083 max |         |
|              | Tin plated   | 8660-6150   |                    |                                      |         |

Note: All dimensions are in mm/inch.



# ARINC 600 Series

## PC Tail Contacts

For equipment receptacle: pin specific contacts for 62Q2 & 121 pts inserts



| Contact size | Contact type | Part number         | L = Length PC tail | Ø PC tail (mm)                       | Profile |
|--------------|--------------|---------------------|--------------------|--------------------------------------|---------|
| #20          | Tin plated   | 8660-420-200-05A/06 | 6.35 / 0.25        | 0.81 / 0.032 min<br>0.88 / 0.035 max | -       |
| #16          | Tin plated   | 8660-420-160-05A/06 | 6.35 / 0.25        | 1.27 / 0.050 min<br>1.33 / 0.052 max |         |

## Wire Wrap Contacts - Front release

For equipment receptacle: socket contacts

| Contact Size | Contact type | Part number | L = Length PC tail |                                      | Profile |
|--------------|--------------|-------------|--------------------|--------------------------------------|---------|
| #22          | Gold plated  | 8660-223    | 6.35 / 0.25        | 0.82 / 0.032 min<br>0.90 / 0.035 max |         |
|              |              | 8660-224    | 9.52 / 0.375       |                                      |         |
|              |              | 8660-225    | 12.7 / 0.5         |                                      |         |

## Twinax Contacts

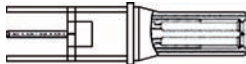
| Contact size | Contact type                    | Part number | Cable        | Profile |
|--------------|---------------------------------|-------------|--------------|---------|
| #8 twinax    | Female (For Rack plug)          | ETH2-1105A  | ABS0386WF24  |         |
|              |                                 | ETH2-1107A  | ASNE0272TK22 |         |
|              |                                 | ETH2-1103A  | ASNE0272TK24 |         |
|              |                                 | ETH2-1101A  | ASNE0807WX26 |         |
|              | Male (For equipment receptacle) | ETH2-1104A  | ABS0386WF24  |         |
|              |                                 | ETH2-1106A  | ASNE0272TK22 |         |
|              |                                 | ETH2-1102A  | ASNE0272TK24 |         |
|              |                                 | ETH2-1100A  | ASNE0807WX26 |         |

Note: All dimensions are in mm/inch.




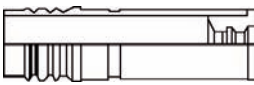
# ARINC 600 Series

## Triax Contacts

For equipment receptacle: male contact front release




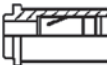

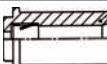

| Contact size | Contact type | Part number | L = Length<br>PC tail | Profile   |
|--------------|--------------|-------------|-----------------------|---|
| #8<br>Triax  | Tin plated   | 8660-6046   | 6.35 / 0.25           |  |

## Quadrax Contacts

| Contact size  | Contact type | Part number | Version                         | Class    | Release | Profile   |
|---------------|--------------|-------------|---------------------------------|----------|---------|---|
| #8<br>Quadrax | Male         | ETH1-1100A  | Crimp                           | Unsealed | Rear    |    |
|               | Female       | ETH1-1101A  |                                 |          |         |   |
|               | Male         | ETH1-1110A  | PC Tail<br>L = 6.35/0.25        | Unsealed | Front   |  |
|               |              | ETH1-1123A  | Tinned PC Tail<br>L = 6.35/0.25 |          |         |   |
| -             | -            | 8660-6053   | Sealing boot                    | Sealed   | -       |  |

Cable: ABS0972 - KB24 - ABS1503 - KD24

## Cavity Reducers

| Cavity Reducers<br>Used for rear release insert          | For equipment receptacle     |   | For rack plug |   |
|--|------------------------------|---|---------------|---|
|  | Part number                  | Profile   | Part number   | Profile   |
| From size 5 cavities<br>to size 12 contacts              | 8660-343                     |  | 8660-344      |  |
|  | 8660-6440<br>(front release) |  | -             |   |
| From size 8 cavities<br>to size 12 contacts              | 8660-537                     |  | 8660-536      |  |
| From size 8 cavities<br>to size 16 contacts (38999 type) | 8660-3134                    |  | 8660-3133     |  |


Note: All dimensions are in mm/inch.

# ARINC 600 Series

## ELIO® Fiber Optic Contacts

### ELIO® Contacts Ordering Information


| ELIO  | 09 | N | G | L | A |
|---|----|---|---|---|---|
| <b>Cable external diameter:</b>                               |    |   |   |   |   |
| 09: 0.9 mm or cable wider than 1.9mm with 0.9mm jacket inside |    |   |   |   |   |
| 18: from 1.5mm to 1.9mm                                       |    |   |   |   |   |
| <b>Contact sealing:</b>                                       |    |   |   |   |   |
| W: waterproof (1.8mm +/- 0.1mm cable only)                    |    |   |   |   |   |
| N: non waterproof   |    |   |   |   |   |
| <b>Fibre type:</b>  |    |   |   |   |   |
| G: 50 or 62,5/125 µm  |    |   |   |   |   |
| D: 100/140 µm   |    |   |   |   |   |
| <i>For singlemode fibre (9/125) please consult us.</i>        |    |   |   |   |   |
| <b>Boot type:</b>   |    |   |   |   |   |
| L: Long boot  |    |   |   |   |   |
| S: Short boot   |    |   |   |   |   |
| N: No boot (non waterproof version only)                      |    |   |   |   |   |
| <b>Contact version index</b>                                  |    |   |   |   |   |



### ELIO® AQ: Adaptor for Quadrax #8 Cavities

- ARINC 600 connector can integrate ELIO® fiber optic contacts in #8 quadrax cavities with the addition ELIO® #8 adaptor.
- Insertion loss: 0.3 dB per contact.
- Possibility to mix optical and electrical signals in the same insert.
- Flight proven at temperature range -65°C +125°C.
- Designed to comply with ELIO® contact optical performances.

| Part number                                  | Adaptor type  | Profile |
|--|---------------|---------|
| ELIOAQOP *<br>Rear release<br>For receptacle | Male Insert   |         |
| ELIOAQ1P<br>Front release<br>For receptacle  |               |         |
| ELIOAQOS<br>Rear release<br>For plug         | Female insert |         |



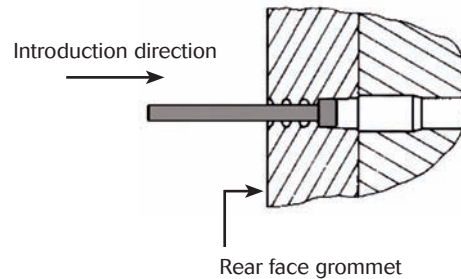
\* Delivered with alignment boot

See Souriau «ELIO® Fiber Optic Technology» catalog for more information.

# ARINC 600 Series

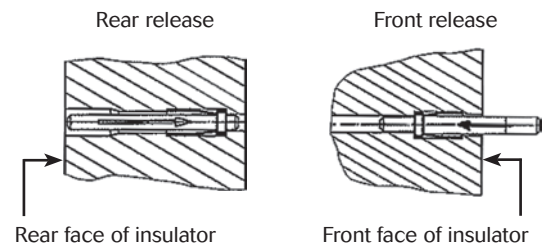
## Filler Plug (sealed version)

| Cavities size | Part number | Color  |
|---------------|-------------|--------|
| # 22          | 8660-212    | Black  |
| # 20          | 8522-389A   | Red    |
| # 16          | 8522-390A   | Blue   |
| # 12          | 8522-391A   | Yellow |
| # 8           | 8660-3035   | Red    |
| # 5           | 8660-726    | White  |



## Dummy Contacts (unsealed version)

| Cavity size              | Part number               | Color     |
|--------------------------|---------------------------|-----------|
| #22 Rear release         | 8660-500 for receptacle   | Black     |
| #22 Front release        | 8660-499 for receptacle   | Aluminium |
| #20                      | 8660-501                  | Red       |
| #16                      | 8660-502                  | Blue      |
| #12                      | 8660-503                  | Yellow    |
| #8                       | 8660-3131 for plug        | Red       |
|                          | 8660-3132 for receptacle  |           |
| #8 Quadrax Front release | 8660-6045 for receptacle  | Metal     |
| #8 Rear release          | 8660-6108 for receptacle  |           |
| #5                       | 8660-505 for plug         | White     |
|                          | 8660-504 for receptacle   |           |
| #5 Front release         | 8660-942 for receptacle   | Metal     |
| #1 For TCAS insert       | 8660-6145A for receptacle | White     |



## Dummy Inserts

| Shell Size | Cavity     | Material   | Part Number         |
|------------|------------|------------|---------------------|
| 1          | A, B       | Polyamide* | 8660-31A-100-01A/AA |
|            | C          | Polyamide* | 8660-31A-100-02A/AA |
| 2 & 3      | A, B, D, E | Polyamide* | 8660-31A-100-01A/AA |
|            |            | Alodine    | 8660-34A-200-01A/F3 |
|            |            | Nickel     | 8660-34A-200-01A/SW |
|            | C, F       | Polyamide* | 8660-31A-200-02A/AA |
|            |            | Alodine    | 8660-34A-200-02A/F3 |
|            |            | Nickel     | 8660-34A-200-02A/SW |



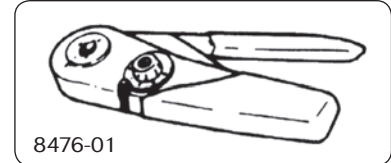
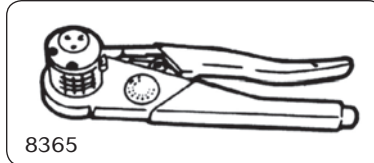
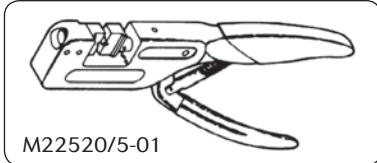
\* Standard version

# ARINC 600 Series

## Tooling & Accessories

### Crimping Tools

#### Sizes 22, 20, 16, 12 and Quadrax contacts



| Contact size     | Contact type | Plier M22520/5-01            | Plier 8365 M22520/1-01 |         |                        | Plier 8476-01 M22520/2-01 |              | Cables            |                 |     |
|------------------|--------------|------------------------------|------------------------|---------|------------------------|---------------------------|--------------|-------------------|-----------------|-----|
|                  |              | P / N locator                |                        |         |                        |                           |              |                   | mm <sup>2</sup> | AWG |
|                  |              | Norm / Spec                  | Norm / Spec            | Souriau | Norm / Spec            | Souriau                   |              |                   |                 |     |
| #22              | F & M        | -                            | -                      | -       | M22520/2-23            | 8660-216                  | 0.15 to 0.38 | 26 - 24 - 22      |                 |     |
| #20              | F & M        | -                            | -                      | -       | M22520/2-08            | 8476-08                   | 0.21 to 0.60 | 24 - 22 - 20      |                 |     |
| #16              | F & M        | -                            | M22520/1-02            | 8365-02 | -                      | -                         | 0.60 to 1.34 | 20 - 18 - 16      |                 |     |
| #16 small barrel | F & M        | -                            | M22520/1-02            | 8365-02 | -                      | -                         | 0.21 to 0.93 | 24 - 22 - 20 - 18 |                 |     |
| #12              | F & M        | -                            | M22520/1-02            | 8365-02 | -                      | -                         | 1.91 to 3.18 | 14 - 12           |                 |     |
| #12 small barrel | F & M        | -                            | M22520/1-02            | 8365-02 | -                      | -                         | 0.21 to 0.93 | 24 - 22 - 20 - 18 |                 |     |
| #8 Quadrax       | Outer        | M22520/5-45 die set repere B | -                      | -       | -                      | -                         | -            | -                 |                 |     |
|                  | Central      | -                            | -                      | -       | K709, setting number 5 | -                         | -            | -                 |                 |     |

Note: Quadrax & Twinax Contacts, consult wiring instruction.

#### Size 5 Coaxial contacts

| Contact part numbers |                    | Pliers                 |                |
|----------------------|--------------------|------------------------|----------------|
|                      |                    | Inner contact          | Body (ferrule) |
| Sealed connector     | Unsealed connector | 8476-01<br>M22520/2-01 | M22520/5-01    |
| 8660-2480/2485       | 8660-2280/2285     | locator<br>M22520/2-14 | Hex dies       |
| 8660-2481/2486       | 8660-2281/2286     |                        | M22520/5-45B   |
| 8660-2482/2487       | 8660-2282/2287     |                        | M22520/5-37B   |
| 8660-2483/2488       | 8660-2283/2288     |                        | M22520/5-45B   |
| 8660-2484/2489       | 8660-2284/2289     |                        | M22520/5-37B   |
|                      |                    |                        | M22520/5-43B   |

Note: Size 1 Coaxial contacts do not require assembly tooling.


#### TCAS contact: 8660-D21-100-01A/05

| Contact          | Plier M22520/1-01 | Plier M22520/5-01 | Cables                             |
|------------------|-------------------|-------------------|------------------------------------|
|                  | P/N locator       |                   |                                    |
| Inner contact    | M22520/13SEL-8    | -                 | FILOTEX E0406WD<br>FILOTEX 50MFCFB |
| External contact | -                 | M22520/5-61       |                                    |

# ARINC 600 Series

## Insertion and Extraction of the Contacts


### Insertion of the contacts



**1** - Engage the crimp cable / contact assembly into the longitudinal slot of the plastic tool (coloured tip). Slide the tool down the cable until the tip of the tool abuts the contact retention shoulder.




**2** - Introduce the contact into the required contact cavity in the insulator, pushing tool axially, until the contact snaps into position in clip.




**3** - Withdraw the tool (from rear). Check that contact is firmly locked by pulling wire gently. When connector is fully loaded, check the position of contact tips. They should all be in the same plane.

Nota : For larger sizes of cable which are stiff enough manual insertion without tool is preferable.


### Extraction of the contacts



**1** - Engage the appropriate cable into the longitudinal slot of the tool with the white tip towards connector.



**2** - Slide the tool down towards the contact. Insert the tool in the insulator until it abuts the contact shoulder.





**3** - Holding the tool-contact and cable assembly together, remove them simultaneously.

# ARINC 600 Series

## Insertion and Extraction Tools

| Contact size            | Release              | Material | Part number  |              | Insertion / Extraction tools |            | Note               |
|-------------------------|----------------------|----------|--------------|--------------|------------------------------|------------|--------------------|
|                         |                      |          | Spec         | Souriau      | Insertion                    | Extraction |                    |
| #22                     | Rear release         | Metal    | M81969/1-01  | 8660-160     | Green                        | White      | -                  |
| #20                     |                      | Metal    | M81969/1-02  | 8660-188     | Red                          | White      | -                  |
| #16                     |                      | Metal    | M81969/1-03  | -            | Blue                         | White      | -                  |
| #12                     |                      | Plastic  | M81969/14-04 | M81969/14-04 | Yellow                       | White      | -                  |
| #5                      |                      | Metal    | M81969/2801  | 8660-187     | -                            | Yellow     | Insertion = manual |
| #8                      | Front & rear release | Metal    | -            | 8660-197     | -                            | -          |                    |
| #22 PC tail & Wire wrap | Front release        | Metal    | -            | 8660-162     | Red                          | White      | -                  |



## Accessories

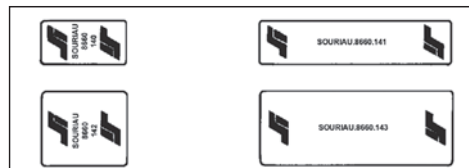
### Covers

Standard covers are supplied with connector (may be supplied separately)

#### Plug Covers

Yellow color.

| Shells | Designation      | Part number |
|--------|------------------|-------------|
| 1      | For power block  | 8660 - 140  |
|        | For signal block | 8660 - 141  |
| 2 & 3  | For power block  | 8660 - 142  |
|        | For signal block | 8660 - 143  |

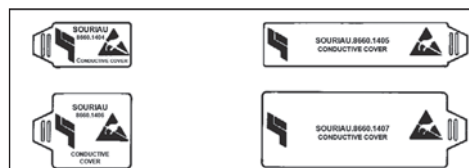


#### Antistatic Receptacle Covers

Black color.

These covers are designed to protect equipments against electrostatic discharge risks. They are in self-extinguishing polyphenylene with graphite filler.

| Shells | Designation      | Part number |
|--------|------------------|-------------|
| 1      | For power block  | 8660 - 1404 |
|        | For signal block | 8660 - 1405 |
| 2 & 3  | For power block  | 8660 - 1406 |
|        | For signal block | 8660 - 1407 |





ARINC 600



ARINC 600 Series

# Range Extension

|  |    |
|--|----|
| ■ Custom product .....                       | 44 |
| ■ <i>microComp</i> <sup>®</sup> Series ..... | 44 |
| ■ D-Subminiature Series .....                | 45 |
| ■ NAFI 1 & 2 .....                           | 45 |



# ARINC 600 Series

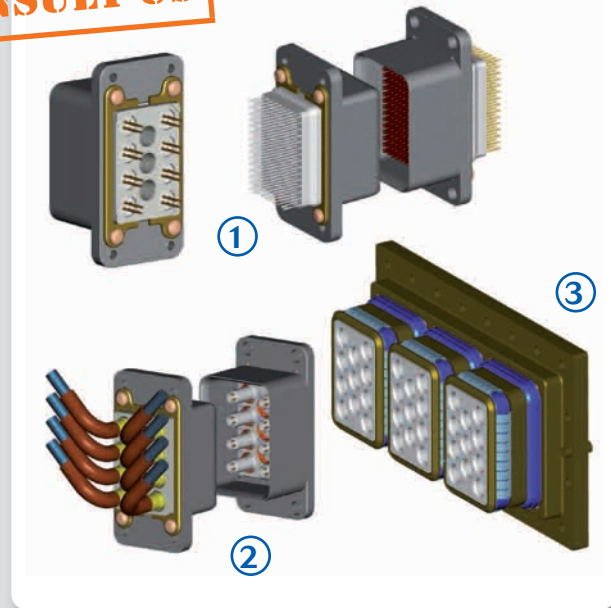
## Products Range Extension

### Custom Product

Souriau is offering a high development capability for your specific needs

- ① • **Specific monocavity**
  - available for any Souriau insulators (pictures: Q11 and 150pts layouts)
- ② • **Space saving solution**
  - With right angle cable orientator
  - 35mm outing length
- ③ • **Specific machined shells for customized needs**

**CONSULT US**



### microComp® Series

To respond to miniaturization and weight saving trends in aeronautical and defense applications SOURIAU has developed an innovative high density connector range.

**Very light & high density:**


- . Shell in composite (or aluminum).
- . Up to 66% lighter than HD D-Sub.
- . Very high density up to 40% smaller than HD D-Sub.

**Excellent features:**

- . With crimp removable contacts for wire AWG 24 to 28.
- . Temperature up to 175°C.
- . High vibration and shock withstanding.
- . Standard MIL-STD 83513 accessories.
- . Compatible with high speed data rates (Gigabit Ethernet...).

**Quick connect version:**

- . MCQL microComp® Quick Latch.



See «microComp® Series - Miniature High Density» catalog on [www.souriau.com](http://www.souriau.com)

# ARINC 600 Series

## Products Range Extension

### D-Subminiature Series

Connectors designed to ensure the connection function in all applications where weight and dimension are very important. Especially used as Input/Output connectors in interface fonctions. Compliant with MIL/HE/NFC.

**Space saving:**

- . Miniature design.

**A wide range:**

- . 8630, SMA, 8635, hermetic.

**Removable crimp contacts:**

- . Size 20 for the Mark III.
- . Size 22D for the High Density Series.
- . PC tail version available.

**Versatility:**

- . Easy to handle.



See «D-Subminiature Series - Rectangular Connectors» catalog on [www.souriau.com](http://www.souriau.com)

### NAFI 1 & 2

PCB interconnection according to MIL-C 28754. Board-mounted connectors used as interface between daughter-boards and back planes or between two adjacent daughter-boards.

**High vibration resistance:**


- . Perfectly adapted to military PCB connection.

**High Density:**

- . 2.54 pitch (NAFI 1).
- . 1.27 pitch (NAFI 2).
- . Up to 556 contacts.

**Large contacts offer:**

- . Straight & angle contacts.
- . Straight PC tail with flex connection.
- . Press fit contacts.



# SOURIAU

[www.souriau.com](http://www.souriau.com)

[contactmilaero@souriau.com](mailto:contactmilaero@souriau.com)





Компания «ЭлектроПласт» предлагает заключение долгосрочных отношений при поставках импортных электронных компонентов на взаимовыгодных условиях!

Наши преимущества:

- Оперативные поставки широкого спектра электронных компонентов отечественного и импортного производства напрямую от производителей и с крупнейших мировых складов;
- Поставка более 17-ти миллионов наименований электронных компонентов;
- Поставка сложных, дефицитных, либо снятых с производства позиций;
- Оперативные сроки поставки под заказ (от 5 рабочих дней);
- Экспресс доставка в любую точку России;
- Техническая поддержка проекта, помощь в подборе аналогов, поставка прототипов;
- Система менеджмента качества сертифицирована по Международному стандарту ISO 9001;
- Лицензия ФСБ на осуществление работ с использованием сведений, составляющих государственную тайну;
- Поставка специализированных компонентов (Xilinx, Altera, Analog Devices, Intersil, Interpoint, Microsemi, Aeroflex, Peregrine, Syfer, Eurofarad, Texas Instrument, Miteq, Cobham, E2V, MA-COM, Hittite, Mini-Circuits, General Dynamics и др.);

Помимо этого, одним из направлений компании «ЭлектроПласт» является направление «Источники питания». Мы предлагаем Вам помощь Конструкторского отдела:

- Подбор оптимального решения, техническое обоснование при выборе компонента;
- Подбор аналогов;
- Консультации по применению компонента;
- Поставка образцов и прототипов;
- Техническая поддержка проекта;
- Защита от снятия компонента с производства.



#### Как с нами связаться

**Телефон:** 8 (812) 309 58 32 (многоканальный)

**Факс:** 8 (812) 320-02-42

**Электронная почта:** [org@eplast1.ru](mailto:org@eplast1.ru)

**Адрес:** 198099, г. Санкт-Петербург, ул. Калинина, дом 2, корпус 4, литера А.