



Features

- High resistance to heat and humidity
- Resistance to mechanical shock and pressure
- Accurate dimensions for automatic surface mounting
- Wide impedance range

Applications

- Power supply lines
- IC power lines
- Signal lines

MG, MU, MZ Series High Impedance Chip Ferrite Beads

Electrical Specifications

| Model Number | Impedance (Ω) at 100 MHz | RDC (Ω) Max. | IDC (mA) Max. |
|--------------|--------------------------|--------------|---------------|
| MU3261-300Y | 30 ±25 % | 0.20 | 500 |
| MU3261-600Y | 60 ±25 % | 0.20 | 400 |
| MU3261-750Y | 75 ±25 % | 0.20 | 400 |
| MU3261-101Y | 100 ±25 % | 0.15 | 500 |
| MU3261-121Y | 120 ±25 % | 0.15 | 900 |
| MG3261-151Y | 150 ±25 % | 0.30 | 300 |
| MU3261-221Y | 220 ±25 % | 0.35 | 700 |
| MG3261-301Y | 300 ±25 % | 0.30 | 300 |
| MU3261-301Y | 300 ±25 % | 0.30 | 300 |
| MU3261-471Y | 470 ±25 % | 0.35 | 400 |
| MU3261-601Y | 600 ±25 % | 0.30 | 200 |
| MZ3261-601Y | 600 ±25 % | 0.30 | 200 |
| MU3261-801Y | 800 ±25 % | 0.60 | 300 |
| MU3261-102Y | 1000 ±25 % | 0.60 | 100 |
| MU3261-122Y | 1200 ±25 % (at 50 MHz) | 0.50 | 100 |
| MU3261-152Y | 1500 ±25 % (at 50 MHz) | 0.70 | 300 |
| MU3261-202Y | 2000 ±25 % (at 30 MHz) | 0.60 | 100 |
| MG2029-100Y | 10 ±25 % | 0.20 | 400 |
| MG2029-300Y | 30 ±25 % | 0.10 | 400 |
| MG2029-400Y | 40 ±25 % | 0.20 | 300 |
| MU2029-600Y | 60 ±25 % | 0.10 | 900 |
| MG2029-800Y | 80 ±25 % | 0.20 | 300 |
| MG2029-101Y | 100 ±25 % | 0.20 | 400 |
| MG2029-121Y | 120 ±25 % | 0.25 | 300 |
| MU2029-151Y | 150 ±25 % | 0.20 | 800 |
| MU2029-221Y | 220 ±25 % | 0.30 | 500 |
| MU2029-301Y | 300 ±25 % | 0.30 | 500 |
| MU2029-471Y | 470 ±25 % | 0.35 | 700 |
| MZ2029-601Y | 600 ±25 % | 0.40 | 100 |
| MZ2029-601T | 600 ±25 % | 0.40 | 200 |
| MZ2029-102Y | 1000 ±25 % | 0.45 | 100 |
| MG1608-300Y | 30 ±25 % | 0.20 | 200 |
| MG1608-400Y | 40 ±25 % | 0.30 | 300 |
| MU1608-600Y | 60 ±25 % | 0.20 | 700 |
| MG1608-800Y | 80 ±25 % | 0.30 | 300 |
| MG1608-101Y | 100 ±25 % | 0.25 | 200 |
| MG1608-121Y | 120 ±25 % | 0.30 | 200 |
| MU1608-151Y | 150 ±25 % | 0.25 | 600 |
| MU1608-221Y | 220 ±25 % | 0.30 | 200 |
| MU1608-301Y | 300 ±25 % | 0.35 | 150 |
| MU1608-471Y | 470 ±25 % | 0.45 | 350 |
| MZ1608-601Y | 600 ±25 % | 0.45 | 100 |
| MZ1608-102Y | 1000 ±25 % | 0.60 | 100 |
| MU1005-100Y | 10 ±25 % | 0.10 | 500 |
| MU1005-300Y | 30 ±25 % | 0.20 | 300 |
| MU1005-600Y | 60 ±25 % | 0.25 | 300 |
| MU1005-121Y | 120 ±25 % | 0.30 | 100 |
| MU1005-151Y | 150 ±25 % | 0.30 | 100 |
| MU1005-221Y | 220 ±25 % | 0.40 | 100 |
| MU1005-241Y | 240 ±25 % | 0.60 | 100 |
| MU1005-301Y | 300 ±25 % | 0.50 | 100 |
| MU1005-471Y | 470 ±25 % | 0.65 | 100 |
| MU1005-601Y | 600 ±25 % | 0.80 | 80 |
| MU1005-102Y | 1000 ±25 % | 1.20 | 80 |

General Specifications

Operating Temperature-55 °C to +125 °C
 Storage Temperature ..-55 °C to +125 °C
 Storage Condition+40 °C max. at 70 % RH
 Reflow Soldering230 °C, 50 seconds max.
 Resistance to Soldering Heat260 °C, 5 seconds
 Rated CurrentBased on max. temperature rise of +40 °C
 Terminal Strength (Force "F" applied for 30 seconds)
 3261 Series1.0 F (Kg)
 2029 Series0.6 F (Kg)
 1608 Series0.5 F (Kg)

Materials

Core MaterialFerrite
 Internal ConductorAg or Ag/Pd
 TerminalAg/Ni/Sn

*RoHS Directive 2002/95/EC Jan 27, 2003 including Annex and RoHS Recast 2011/65/EU June 8, 2011.
 Specifications are subject to change without notice.
 Customers should verify actual device performance in their specific applications.

MG, MU, MZ Series High Impedance Chip Ferrite Beads

BOURNS®

Electrical Specifications (continued)

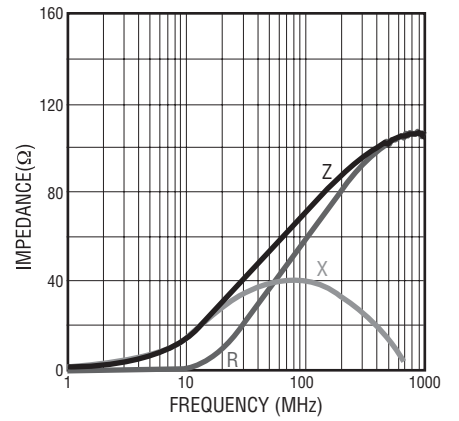
MU 3261- 300Y



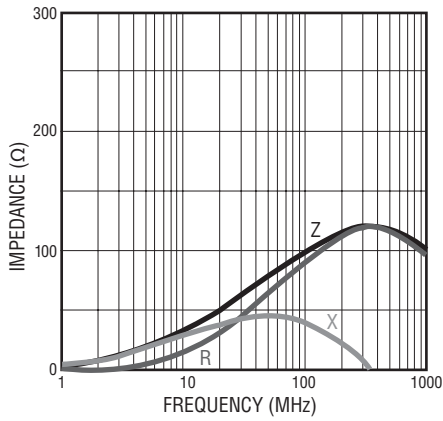
MU 3261- 600Y



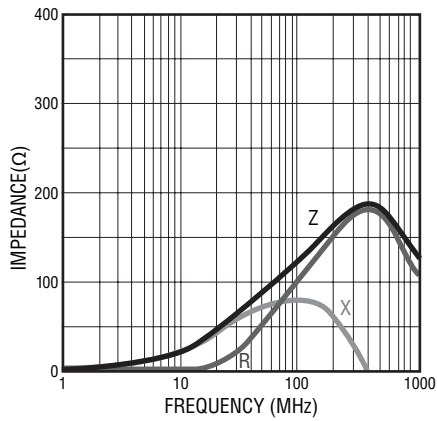
MU 3261- 750Y



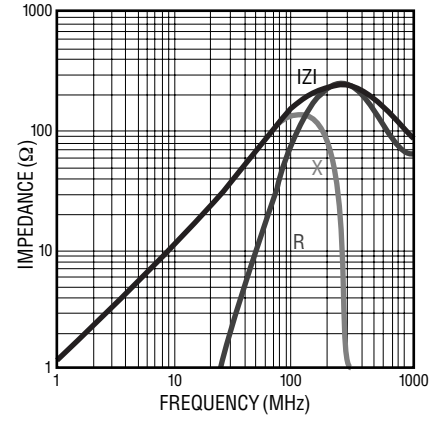
MU 3261- 101Y



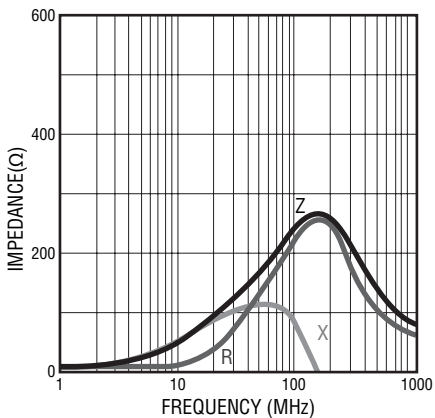
MU 3261- 121Y



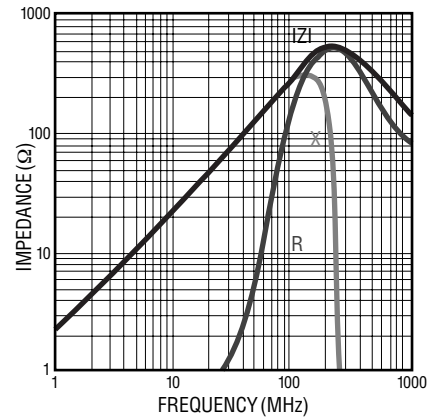
MG 3261- 151Y



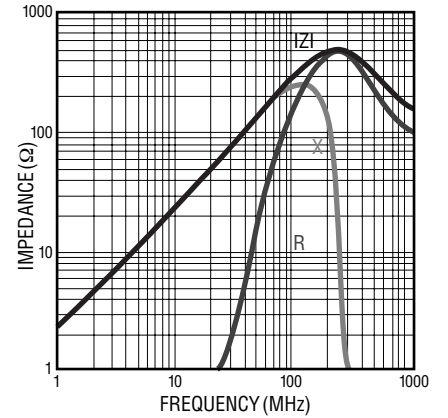
MU 3261- 221Y



MG 3261- 301Y



MU 3261- 301Y



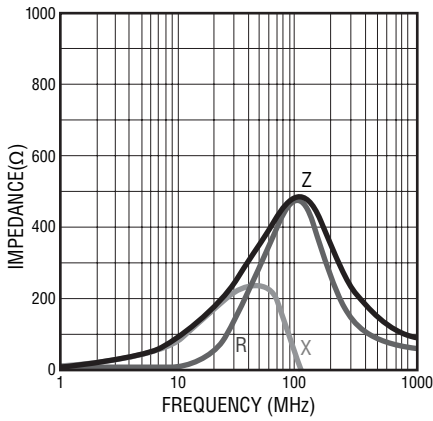
Specifications are subject to change without notice.
Customers should verify actual device performance in their specific applications.

MG, MU, MZ Series High Impedance Chip Ferrite Beads

BOURNS®

Electrical Specifications (continued)

MU 3261- 471Y



MU 3261- 601Y



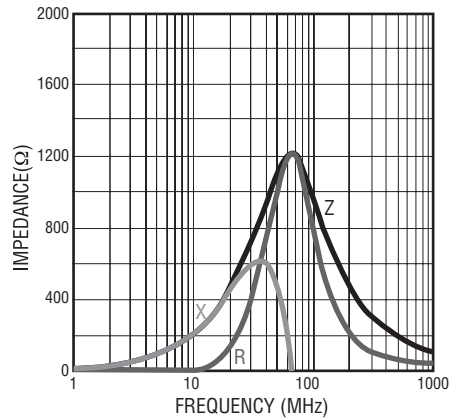
MZ 3261- 601Y



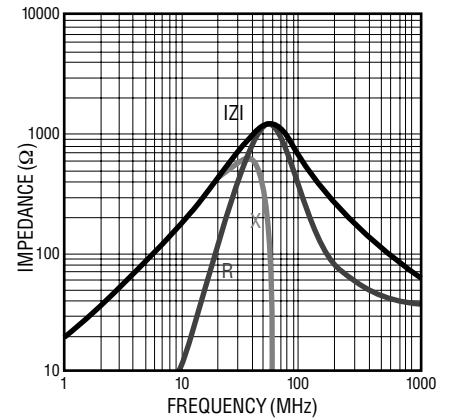
MU 3261- 801Y



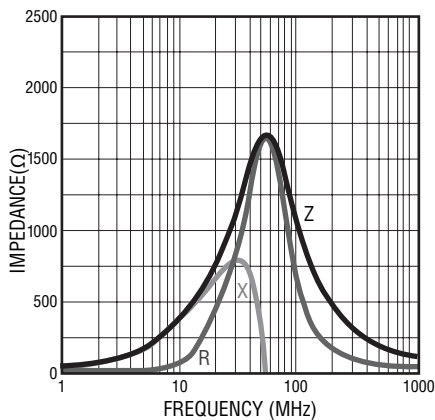
MU 3261- 102Y



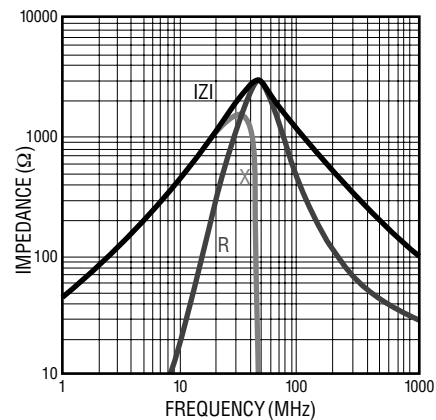
MU 3261- 122Y



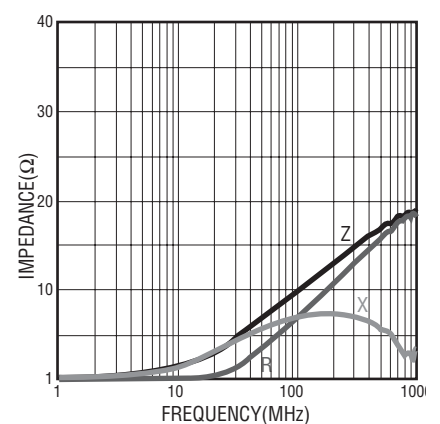
MU 3261- 152Y



MU 3261- 202Y



MG 2029- 100Y



Specifications are subject to change without notice.
Customers should verify actual device performance in their specific applications.

MG, MU, MZ Series High Impedance Chip Ferrite Beads

BOURNS®

Electrical Specifications (continued)

MG 2029- 300Y



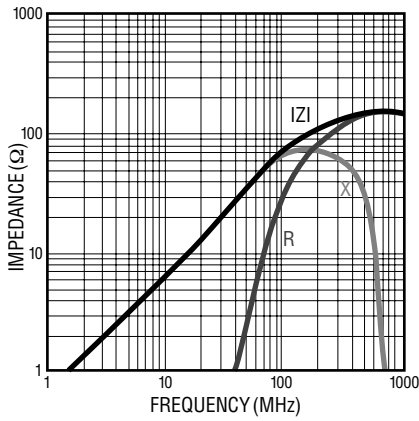
MG 2029- 400Y



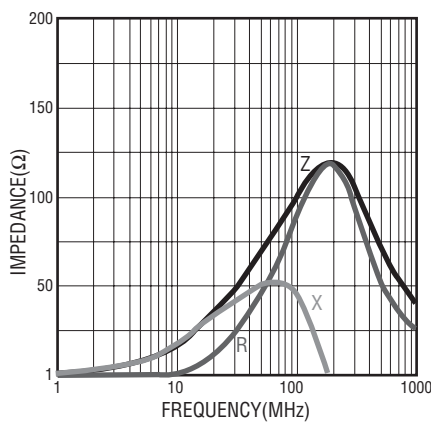
MU 2029- 600Y



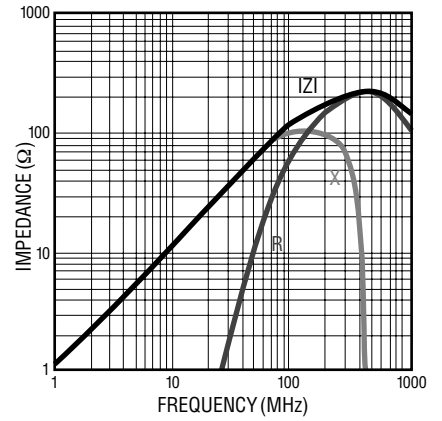
MG 2029- 800Y



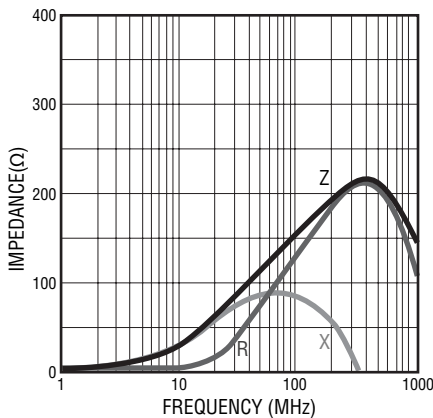
MG 2029- 101Y



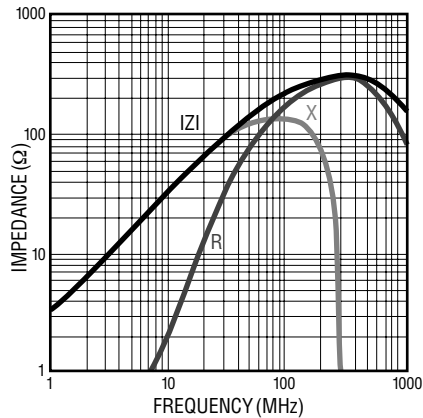
MG 2029- 121Y



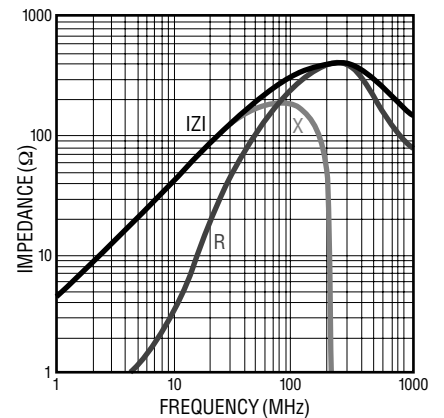
MU 2029- 151Y



MU 2029- 221Y



MU 2029- 301Y



Specifications are subject to change without notice.
Customers should verify actual device performance in their specific applications.

MG, MU, MZ Series High Impedance Chip Ferrite Beads

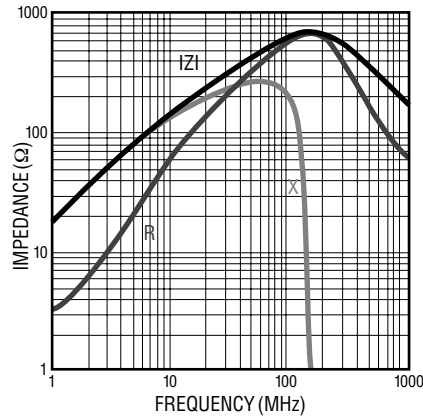
BOURNS®

Electrical Specifications (continued)

MU 2029- 471Y



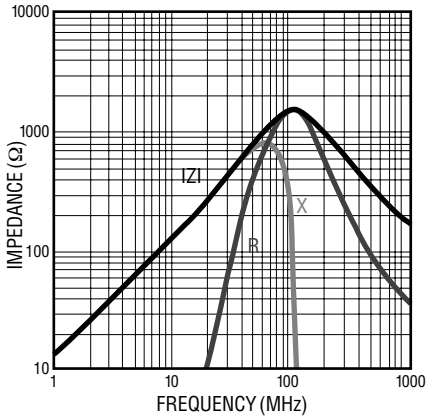
MZ 2029- 601Y



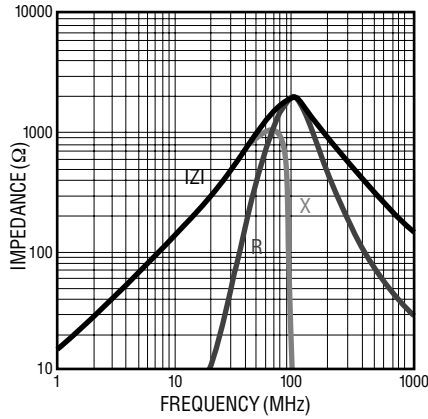
MZ 2029- 102Y



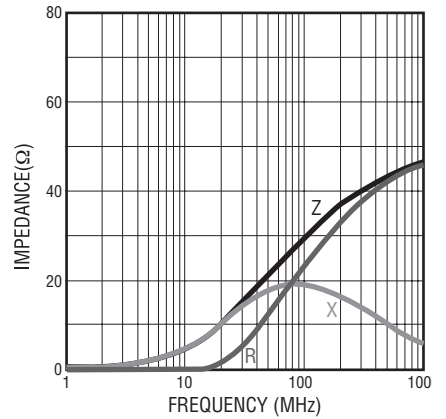
MG 2029- 152Y



MG 2029- 202Y



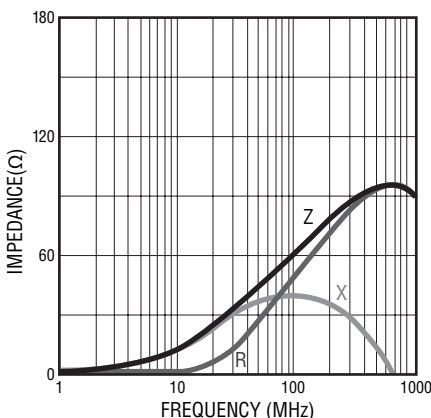
MU 1608- 300Y



MG 1608- 400Y



MU 1608- 600Y



MG 1608- 800Y



Specifications are subject to change without notice. Customers should verify actual device performance in their specific applications.

MG, MU, MZ Series High Impedance Chip Ferrite Beads

BOURNS®

Electrical Specifications (continued)

MU 1608- 101Y



MG 1608- 121Y



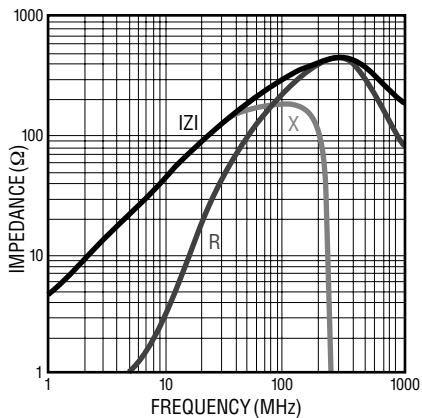
MU 1608- 151Y



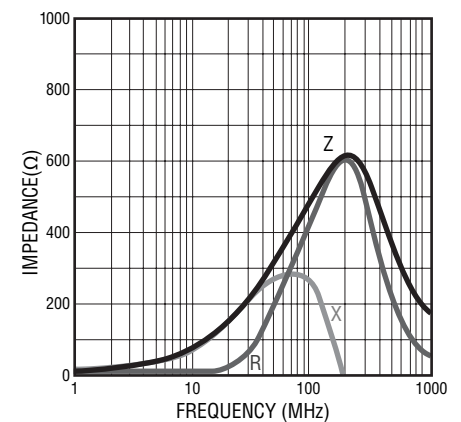
MU 1608- 221Y



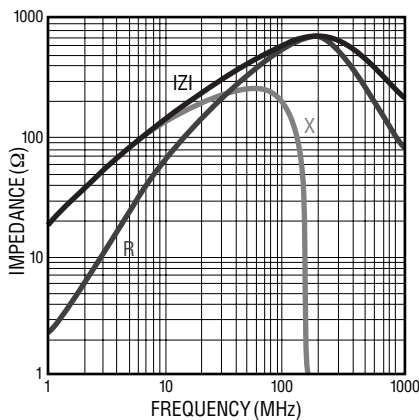
MU 1608- 301Y



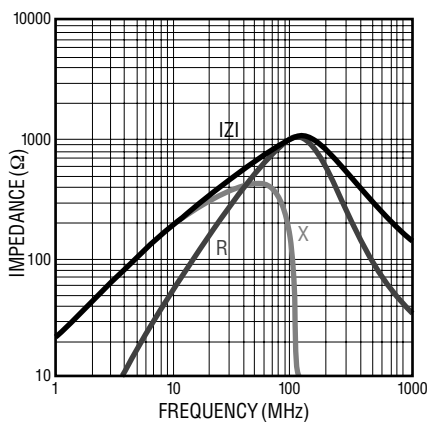
MU 1608- 471Y



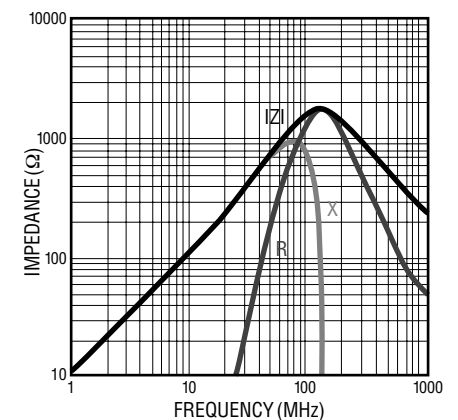
MZ 1608- 601Y



MZ 1608- 102Y



MG 1608- 152Y



Specifications are subject to change without notice.
Customers should verify actual device performance in their specific applications.

MG, MU, MZ Series High Impedance Chip Ferrite Beads

BOURNS®

Electrical Specifications (continued)

MZ 1608- 222Y



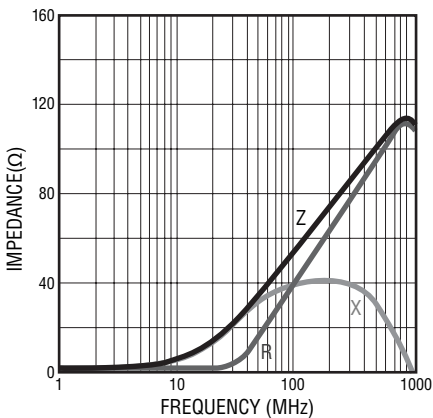
MU 1005- 100Y



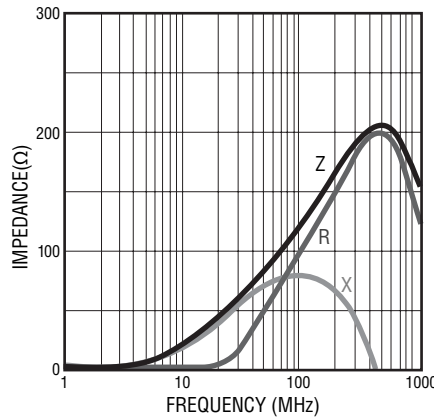
MU 1005- 300Y



MU 1005- 600Y



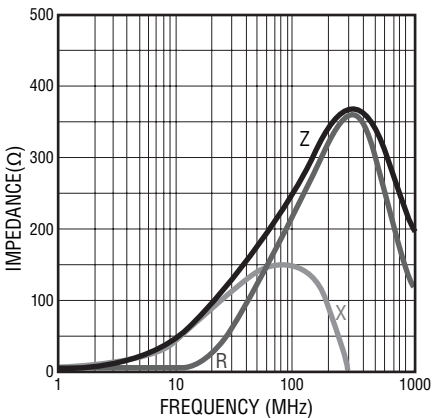
MU 1005- 121Y



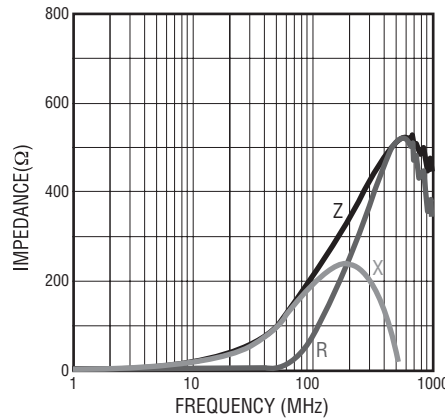
MU 1005- 151Y



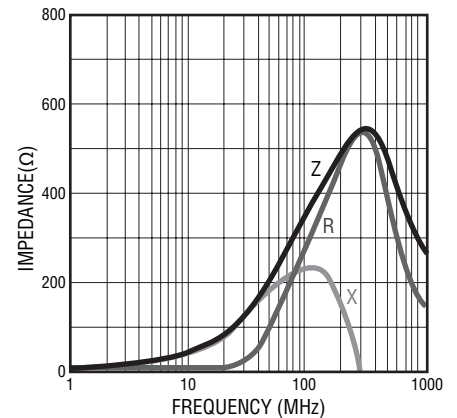
MU 1005- 221Y



MU 1005- 241Y



MU 1005- 301Y



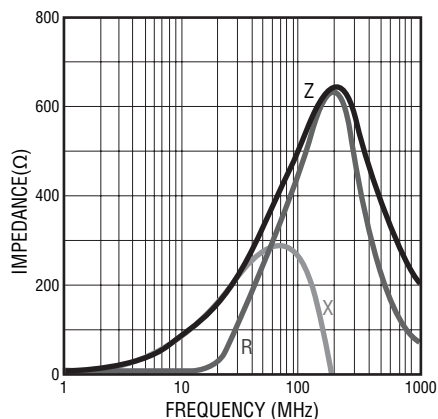
Specifications are subject to change without notice. Customers should verify actual device performance in their specific applications.

MG, MU, MZ Series High Impedance Chip Ferrite Beads

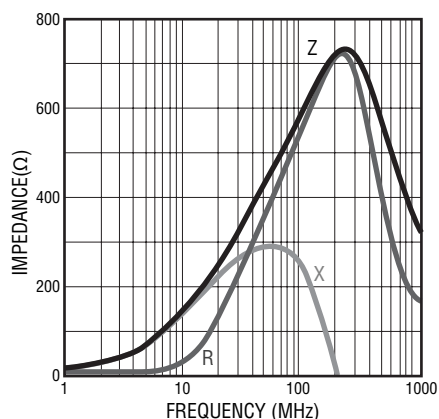


Electrical Specifications (continued)

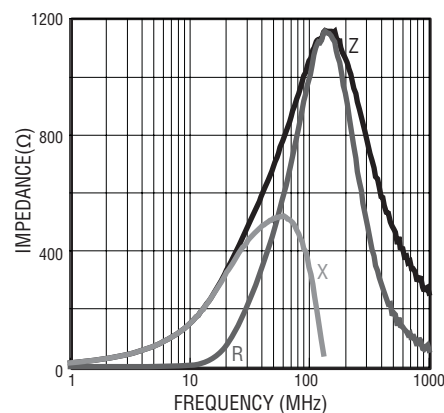
MU 1005- 471Y



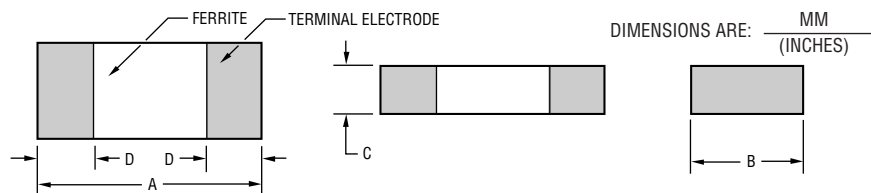
MU 1005- 601Y



MU 1005- 102Y



Product Dimensions



Recommended Land Pattern



| Series | A | B | C | D | G | H | I |
|--------|---------------------------------------|---|--|--|----------------------|-----------------------|----------------------|
| 3261 | $\frac{3.2 \pm 0.2}{(.126 \pm .008)}$ | $\frac{1.6 \pm 0.2}{(.063 \pm .008)}$ | $\frac{1.1 \pm 0.2}{(.043 \pm .008)}$ | $\frac{0.5 \pm 0.2}{(.020 \pm .008)}$ | $\frac{2.0}{(.079)}$ | $\frac{1.4}{(.053)}$ | $\frac{1.1}{(.043)}$ |
| 2029 | $\frac{2.0 \pm 0.2}{(.079 \pm .008)}$ | $\frac{1.2 \pm 0.2}{(.047 \pm .008)}$ | $\frac{0.9 \pm 0.2}{(.035 \pm .008)}$ | $\frac{0.5 \pm 0.2}{(.020 \pm .008)}$ | $\frac{1.0}{(.040)}$ | $\frac{1.0}{(.040)}$ | $\frac{1.0}{(.040)}$ |
| 1608 | $\frac{1.6 \pm 0.2}{(.063 \pm .008)}$ | $\frac{0.8 \pm 0.2}{(.031 \pm .008)}$ | $\frac{0.8 \pm 0.2}{(.031 \pm .008)}$ | $\frac{0.5 \pm 0.2}{(.020 \pm .008)}$ | $\frac{0.7}{(.028)}$ | $\frac{0.7}{(.028)}$ | $\frac{0.7}{(.028)}$ |
| 1005 | $\frac{1.0 \pm 0.10}{(.04 \pm .004)}$ | $\frac{0.50 \pm 0.10}{(0.02 \pm .004)}$ | $\frac{0.50 \pm 0.10}{(.02 \pm .004)}$ | $\frac{0.25 \pm 0.10}{(.01 \pm .004)}$ | $\frac{0.5}{(.02)}$ | $\frac{0.55}{(.022)}$ | $\frac{0.7}{(.028)}$ |

Specifications are subject to change without notice.
Customers should verify actual device performance in their specific applications.

MG, MU, MZ Series High Impedance Chip Ferrite Beads

BOURNS®

Reel Dimensions



| Series | Pcs. per Reel | Gross Weight (g) | D | G | T |
|--------|---------------|------------------|---------------|----------------------|----------------|
| 3261 | 3,000 | 150 | 8.0 (.315) | 10.0 +0 (.394 +0) | 12.5 (.492) |
| 2029 | 4,000 | 120 | | | |
| 1608 | 4,000 | 90 | | | |
| 1005 | 10,000 | 135 | | | |

Equivalent Circuit



Recommended Soldering





Компания «ЭлектроПласт» предлагает заключение долгосрочных отношений при поставках импортных электронных компонентов на взаимовыгодных условиях!

Наши преимущества:

- Оперативные поставки широкого спектра электронных компонентов отечественного и импортного производства напрямую от производителей и с крупнейших мировых складов;
- Поставка более 17-ти миллионов наименований электронных компонентов;
- Поставка сложных, дефицитных, либо снятых с производства позиций;
- Оперативные сроки поставки под заказ (от 5 рабочих дней);
- Экспресс доставка в любую точку России;
- Техническая поддержка проекта, помощь в подборе аналогов, поставка прототипов;
- Система менеджмента качества сертифицирована по Международному стандарту ISO 9001;
- Лицензия ФСБ на осуществление работ с использованием сведений, составляющих государственную тайну;
- Поставка специализированных компонентов (Xilinx, Altera, Analog Devices, Intersil, Interpoint, Microsemi, Aeroflex, Peregrine, Syfer, Eurofarad, Texas Instrument, Miteq, Cobham, E2V, MA-COM, Hittite, Mini-Circuits, General Dynamics и др.);

Помимо этого, одним из направлений компании «ЭлектроПласт» является направление «Источники питания». Мы предлагаем Вам помощь Конструкторского отдела:

- Подбор оптимального решения, техническое обоснование при выборе компонента;
- Подбор аналогов;
- Консультации по применению компонента;
- Поставка образцов и прототипов;
- Техническая поддержка проекта;
- Защита от снятия компонента с производства.



Как с нами связаться

Телефон: 8 (812) 309 58 32 (многоканальный)

Факс: 8 (812) 320-02-42

Электронная почта: org@eplast1.ru

Адрес: 198099, г. Санкт-Петербург, ул. Калинина, дом 2, корпус 4, литера А.