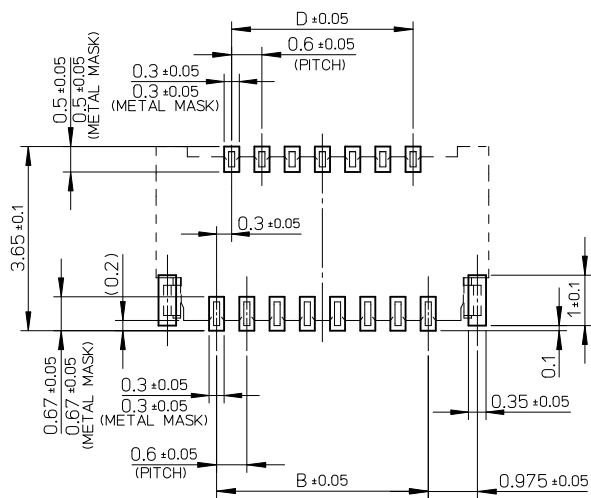


注記 NOTES:

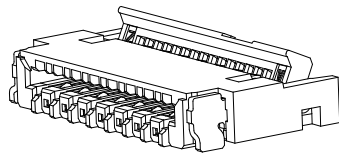
- 材質 MATERIAL
 - ハウジング: LCP(液晶ポリマー)、白色、ガラス充填、UL94V-0
 - HOUSING: LIQUID CRYSTAL POLYMER, WHITE (NATURAL)
 - GLASS FILLED, UL94V-0
 - アクチュエータ: ポリアミド樹脂
 - 黒色、ガラス充填、UL94V-HB
 - ACTUATOR: POLYAMIDE
 - BLACK GLASS FILLED, UL94V-HB
 - ターミナル: 銅合金 (t=0.12)
 - TERMINAL: COPPER ALLOY (t=0.12)
 - 金具: 燐青銅 (t=0.15)
 - NAIL: PHOSPHOR BRONZE (t=0.15)
- めっき仕様 PLATING
 - ターミナル TERMINAL
 - 接点部: 金めっき 0.1μm以上
 - CONTACT AREA: GOLD 0.1 MICROMETER MINIMUM
 - 半田付け部: 金めっき
 - SOLDER TAIL AREA: GOLD
 - 下地めっき: ニッケル 1.0μm以上
 - UNDER PLATING: NICKEL 1.0 MICROMETER MINIMUM
 - 金具 NAIL
 - 錫めっき 1.0μm以上
 - TIN PLATING 1.0 MICROMETER MINIMUM
 - 下地めっき: ニッケル 1.0μm以上
 - UNDER PLATING: NICKEL 1.0 MICROMETER MINIMUM
- 平坦度は、0.1ミリ以下とする。
TAILS COPLANARITY TO BE 0.1 MAXIMUM.
- 製品の取り扱いについては、コネクタ取り扱い説明書 (AS-502598-001) を参照願います。
PLEASE REFER TO INSTRUCTION MANUAL (AS-502598-001) FOR 0.3 FPC CONNECTOR BACK FLIP.
- ELV及びRoHS適合品
ELV AND RoHS COMPLIANT

0.125	14.4	16.95	15	17.4	502598-5191	51
0.112	12.6	15.15	13.2	15.6	502598-4591	45
0.098	10.8	13.35	11.4	13.8	502598-3991	39
0.085	9	11.55	9.6	12	502598-3391	33
0.077	7.8	10.35	8.4	10.8	502598-2991	29
0.072	7.2	9.75	7.8	10.2	502598-2791	27
0.068	6.6	9.15	7.2	9.6	502598-2591	25
0.063	6	8.55	6.6	9	502598-2391	23
重さ (g) WEIGHT(g)	D	C	B	A	EMBOSSED PACKAGE オーダー番号 ORDER NO.	極数 CIRCUITS

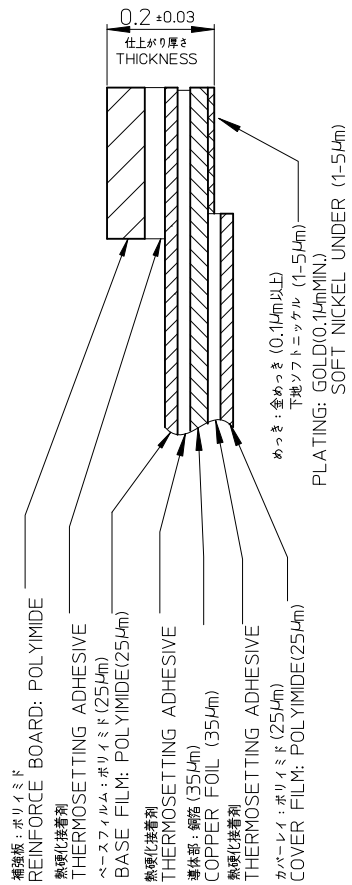
REVISED EC NO.: J2012-0121 DRWN: YUHASEGAWA 2011/07/25 CHKD: TAKAHASHI 2011/07/25 APPR: KMORIKAWA 2011/07/28	GENERAL TOLERANCES (UNLESS SPECIFIED)		DIMENSION STYLE MM ONLY	SCALE 20:1	DESIGN UNITS METRIC	THIRD ANGLE PROJECTION
	10 UNDER	±0.2	DRAWN BY HONO	DATE 2009/07/21	TITLE 0.3 FPC CONN. BACK FLIP HOUSING ASSY	
	10 OVER 30 UNDER	±0.25	CHECKED BY HSHIMOYAMA	DATE 2009/07/21	MOLEX INCORPORATED	
	30 OVER	±0.3	APPROVED BY KMORIKAWA	DATE 2009/07/21	DOCUMENT NO. SD-502598-001	SHEET NO. 1 OF 2
	ANGULAR ±1 °	DRAFT WHERE APPLICABLE MUST REMAIN WITHIN DIMENSIONS	MATERIAL NO. SEE TABLE	THIS DRAWING CONTAINS INFORMATION THAT IS PROPRIETARY TO MOLEX INCORPORATED AND SHOULD NOT BE USED WITHOUT WRITTEN PERMISSION		



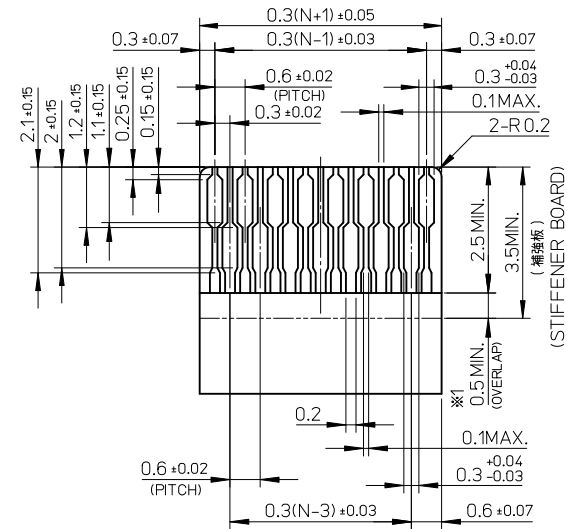
推奨基板寸法
RECOMMENDED P.W.B. PATTERN LAYOUT
推奨メタルマスク厚: t=0.1mm
RECOMMENDED METAL MASK THICKNESS: t=0.1mm



ISO VIEW (参考)



FPC構成推奨仕様
STRUCTURE OF FPC



適合する金めっきFPC推奨寸法
APPLICABLE FPC OF GOLD PLATING
RECOMMENDED DIMENSION

(仕上がり厚さ: 0.2 ± 0.03)
(THICKNESS: 0.2 ± 0.03)

N: 極数
N: CIRCUITS

FPCについて:

抜き方向は、導体側から補強板側を推奨致します。
補強フィルム材質は、ポリイミドを推奨致します。
接着剤は熱硬化接着剤を推奨致します。
尚、接着剤の接点部への付着は導通不良の原因になりますので、
染み出しが無い様、お願い致します。

ABOUT FPC:

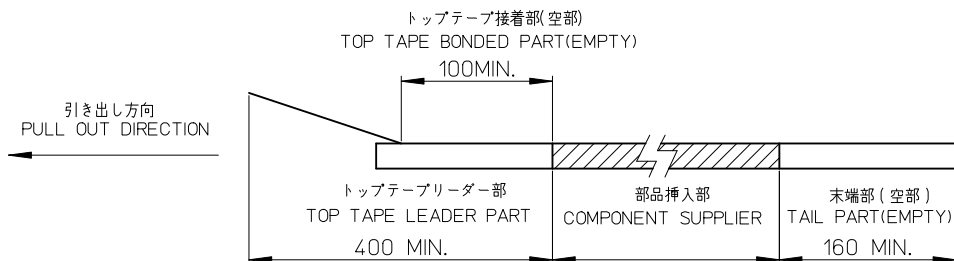
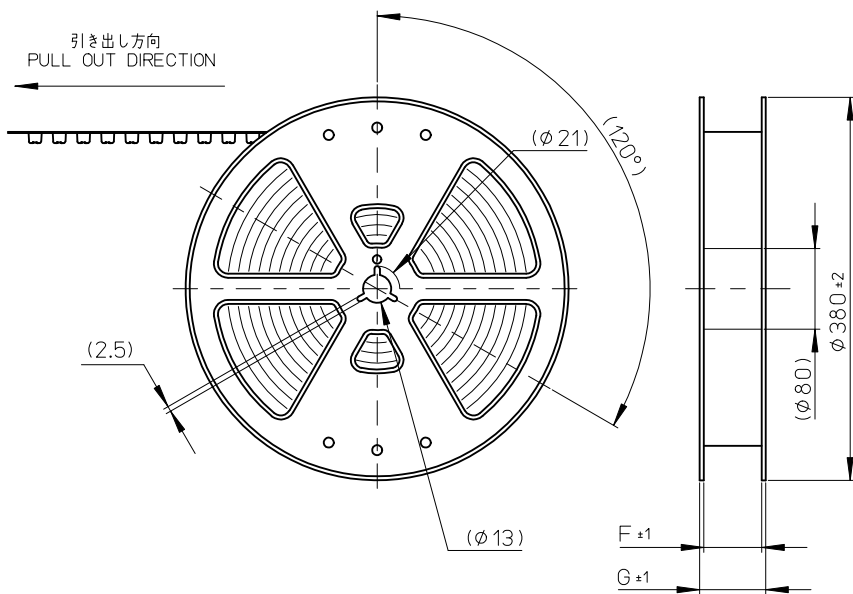
RECOMMENDED PUNCHER DIRECTION:
FROM CONDUCTOR SIDE TO STIFFNER FILM SIDE.
RECOMMENDED MATERIAL:
STIFFENER FILM: POLYIMIDE
BONDING AGENT: THERMOSETTING AGENT
PLEASE PUT APPROPRIATE AMOUNT OF ADHESIVE ON
ADHEREND BECAUSE THERE IS A POSSIBILITY THAT
THE EXTRA ADHESIVE CAUSES THE DEFECT IN
ELECTRICAL CONTINUITY.

※1 補強板の長さが図面通りに確保できない場合は、カバーレイと
補強板のオーバーラップ寸法を0.5mm以上としてください。
WHEN STIFFENER BOARD DIMENSION CAN NOT SECURE
AS DRAWING, PLEASE GIVE THE OVERLAP SIZE OF
COVER FILM AND STIFFNER BOARD AS 0.5mm MINIMUM.

REVISED EC NO: J2012-0121 DRWN: YUHASEGAWA 2011/07/25 CHKD: TAKAHASHI 2011/07/25 APPR: KMORIKAWA 2011/07/28	DESCRIPTION REV	GENERAL TOLERANCES (UNLESS SPECIFIED)		DIMENSION STYLE MM ONLY	SCALE 1:1	DESIGN UNITS METRIC	THIRD ANGLE PROJECTION	
		10 UNDER	± 0.2	DRAWN BY HONO	DATE 2009/07/21	TITLE 0.3 FPC CONN. BACK FLIP HOUSING ASSY		
		10 OVER 30 UNDER	± 0.25	CHECKED BY HSHIMOYAMA	DATE 2009/07/21	MOLEX INCORPORATED		
		30 OVER	± 0.3	APPROVED BY KMORIKAWA	DATE 2009/07/21	DOCUMENT NO. SD-502598-001	SHEET NO. 2 OF 2	
ANGULAR ±1 °		DRAFT WHERE APPLICABLE MUST REMAIN WITHIN DIMENSIONS		SIZE A3	THIS DRAWING CONTAINS INFORMATION THAT IS PROPRIETARY TO MOLEX INCORPORATED AND SHOULD NOT BE USED WITHOUT WRITTEN PERMISSION			

注記)
NOTES

1. 製品番号502598-**11の詳細寸法は、製品単体図面を参照下さい。
IN THE PACKAGE PART NUMBER 502598-**11 DETAIL DIMENSIONS, SEE SALES DRAWING FOR CONNECTOR.
2. 梱包数量: 3000個/リール
NUMBER OF CONNECTORS : 3000 PCS/REEL
3. リードテープ長さ
LEAD TAPE LENGTH



4. カバーテープの剥離強度については、IEC60286-3に準拠
COVER TAPE PEEL FORCE IS DEFINED BY IEC 60286-3.

5. 材料

MATERIAL

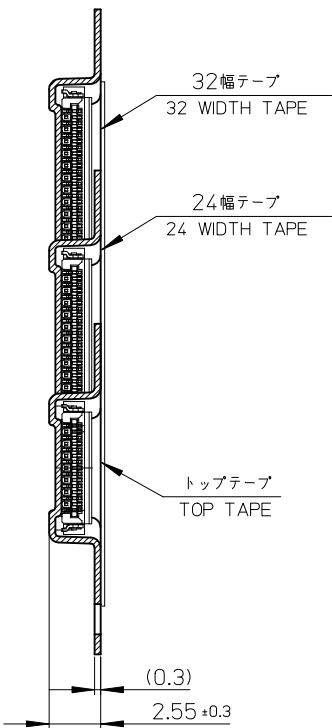
キャリアテープ: ポリスチレン (PS)
CARRIER TAPE: POLYSTYRENE (PS)
トップテープ: ポリエチレンテレフタレート (PET)、他
TOP TAPE: POLYETHYLENE TEREPHTHALATE (PET), OTHERS
リール: ポリスチレン (PS)
REEL: POLYSTYRENE (PS)

6. ELV及びRoHS適合品
ELV AND RoHS COMPLIANT

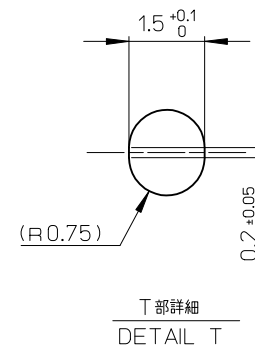
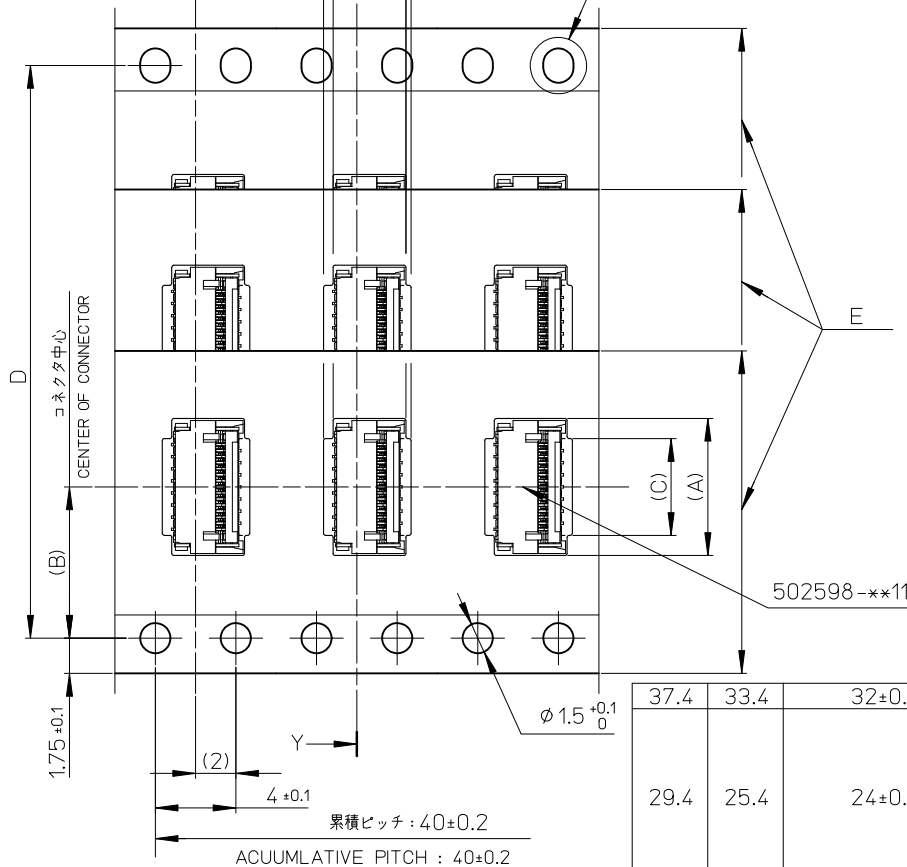
REVISED EC NO: J2011-0028 DRWN: HONO01 2010/07/06 CH'KD: HSHIMOYAMA 2009/07/21 APPR: KMORIKAWA 2010/07/08	DESCRIPTION REV	GENERAL TOLERANCES (UNLESS SPECIFIED)		DIMENSION STYLE MM ONLY		SCALE ---	DESIGN UNITS METRIC	THIRD ANGLE PROJECTION		
		10 UNDER	± ---	DRAWN BY HONO	DATE 2009/07/21	TITLE 0.3 FPC CONN. BACK FLIP TAPING PACKAGE (502598-**11 SERIES)				
		10 OVER 30 UNDER	± ---	CHECKED BY HSHIMOYAMA	DATE 2009/07/21	MOLEX INCORPORATED				
		30 OVER	± ---	APPROVED BY KMORIKAWA	DATE 2009/07/21	DOCUMENT NO. SD-502598-002				
ANGULAR ±1 °		DRAFT WHERE APPLICABLE MUST REMAIN WITHIN DIMENSIONS		MATERIAL NO. SEE TABLE		SHEET NO. 1 OF 2		THIS DRAWING CONTAINS INFORMATION THAT IS PROPRIETARY TO MOLEX INCORPORATED AND SHOULD NOT BE USED WITHOUT WRITTEN PERMISSION		

引き出し方向
PULL OUT DIRECTION

Y
8 ±0.1
(PITCH)
(4.34)
(3.61)
(2.43)

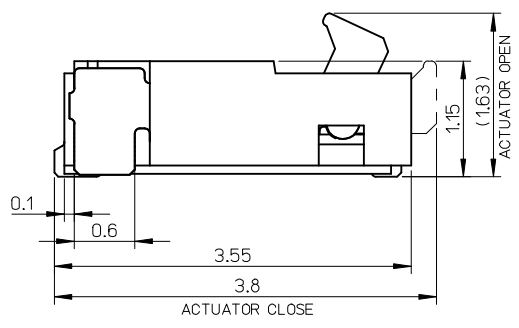
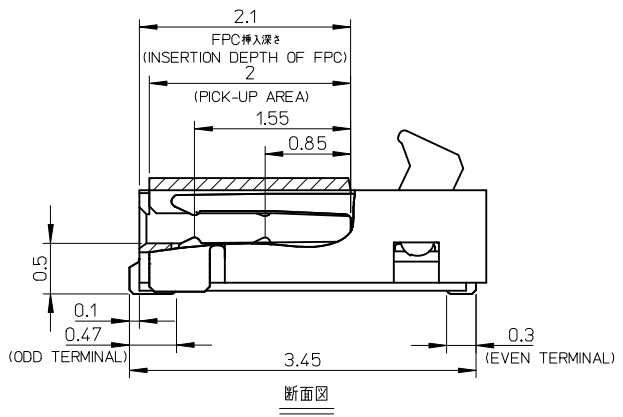
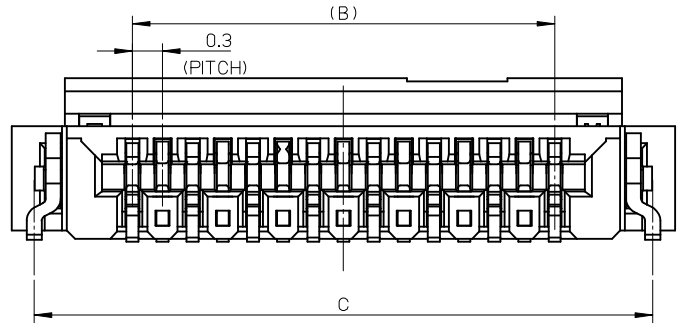
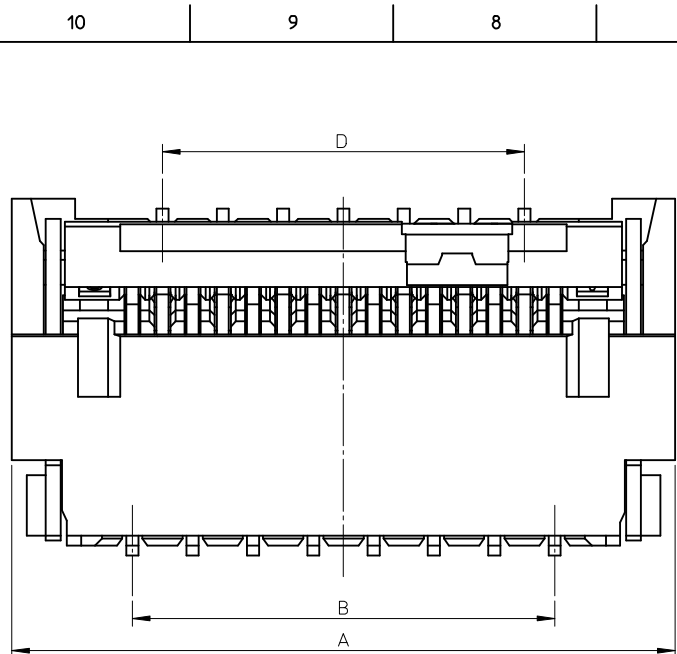


断面 Y-Y
SECTION Y-Y



37.4	33.4	32 ±0.3	28.4	15.7	14.2	17.6	502598-5191	51
29.4	25.4	24 ±0.3	--	13.9	11.5	15.8	502598-4591	45
				12.1		14	502598-3991	39
				10.3		12.2	502598-3391	33
				9.1		11	502598-2991	29
				8.5		10.4	502598-2791	27
				7.9		9.8	502598-2591	25
				7.3		9.2	502598-2391	23
G	F	E キャリアテープ幅 EMBOSSED TAPE WIDTH	D	C	B	A	製品番号 MATERIAL NO.	極数 CIRCUITS

REVISED EC NO: J2011-0028 DRWN: HONO01 2010/07/06 CHKD: HSHIMOYAMA 2009/07/21 APPR: KMORIKAWA 2010/07/08	GENERAL TOLERANCES (UNLESS SPECIFIED)		DIMENSION STYLE MM ONLY		SCALE ---	DESIGN UNITS METRIC	THIRD ANGLE PROJECTION	
	10 UNDER	± ---	DRAWN BY HONO	DATE 2009/07/21	TITLE 0.3 FPC CONN. BACK FLIP TAPING PACKAGE (502598-**11 SERIES)			
	10 OVER 30 UNDER	± ---	CHECKED BY HSHIMOYAMA	DATE 2009/07/21	MOLEX INCORPORATED DOCUMENT NO. SD-502598-002 SHEET NO. 2 OF 2			
	30 OVER	± ---	APPROVED BY KMORIKAWA	DATE 2009/07/21				
ANGULAR ±1 °		MATERIAL NO.		SEE TABLE				
DRAFT WHERE APPLICABLE MUST REMAIN WITHIN DIMENSIONS		SIZE A3	THIS DRAWING CONTAINS INFORMATION THAT IS PROPRIETARY TO MOLEX INCORPORATED AND SHOULD NOT BE USED WITHOUT WRITTEN PERMISSION					

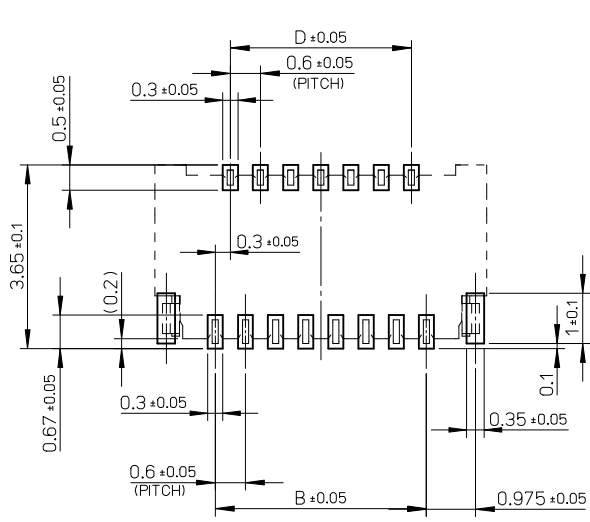


注記 NOTES:
 1.材質 MATERIAL
 ハウジング:LCP(液晶ポリマー)、白色、ガラス充填、UL94V-0
 HOUSING:LIQUID CRYSTAL POLYMER,WHITE(NATURAL)
 GLASS FILLED,UL94V-0
 アクチュエータ:ポリアミド樹脂
 黒色、ガラス充填、UL94HB
 ACTUATOR: POLYAMIDE
 BLACK GLASS FILLED,UL94HB
 ターミナル:焼青銅 (t=0.12)
 TERMINAL:PHOSPHOR BRONZE(t=0.12)
 金具:焼青銅(t=0.15)
 NAIL:PHOSPHOR BRONZE(t=0.15)
 2.めっき仕様 PLATING
 ターミナル TERMINAL
 接点部:金めっき 0.1μm以上
 CONTACT AREA: GOLD 0.1 MICROMETER MINIMUM
 半田付け部:金めっき
 SOLDER TAIL AREA: GOLD
 下地めっき:ニッケル 1.0μm以上
 UNDER PLATING:NICKEL 1.0 MICROMETER MINIMUM
 金具 NAIL
 錫めっき 1.0μm以上
 TIN PLATING 1.0 MICROMETER MINIMUM
 下地めっき:ニッケル 1.0μm以上
 UNDER PLATING:NICKEL 1.0 MICROMETER MINIMUM
 3.平坦度は、0.1ミリ以下とする。
 TAILS COPLANARITY TO BE 0.1 MAXIMUM.
 4.ELV及びRoHS適合品
 ELV AND RoHS COMPLIANT
 5.本製品は502598-**91の端子材料変更品である。
 THIS PRODUCT IS CHANGE OF TERMINAL MATERIAL FOR 502598-**91.

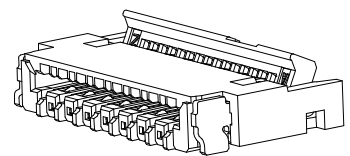
0.125	14.4	16.95	15	17.4	502598-5193	51
0.112	12.6	15.15	13.2	15.6	502598-4593	45
0.105	11.4	13.95	12.0	14.4	502598-4193	41
0.098	10.8	13.35	11.4	13.8	502598-3993	39
0.085	9	11.55	9.6	12	502598-3393	33
0.077	7.8	10.35	8.4	10.8	502598-2993	29
0.072	7.2	9.75	7.8	10.2	502598-2793	27
0.068	6.6	9.15	7.2	9.6	502598-2593	25
0.063	6	8.55	6.6	9	502598-2393	23
0.048	4.2	6.75	4.8	7.2	502598-1793	17
0.043	3.6	6.15	4.2	6.6	502598-1593	15
重さ (g) WEIGHT(g)	D	C	B	A	EMBOSSED PACKAGE オーダー番号 ORDER NO.	極数 CIRCUITS

CONNECTOR SERIES NO. 502598-**21

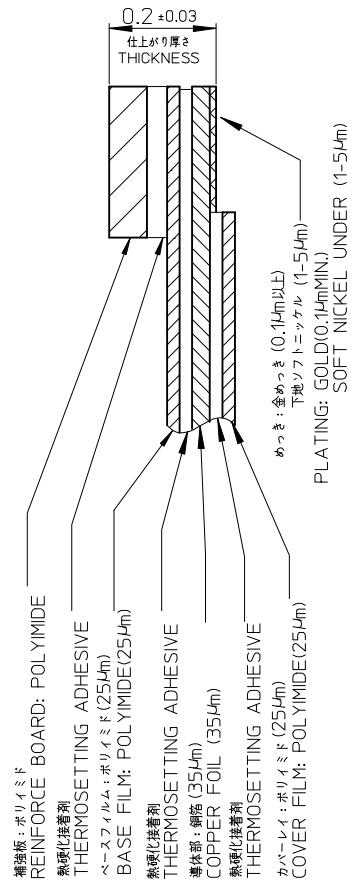
REVISED IEC NO: J2014-0146 DRW: NIKAGUMO 2013/07/25 CHKD: TAKAHASHI 2013/08/30 APPR: YNOGAWA 2013/08/28	GENERAL TOLERANCES (UNLESS SPECIFIED)		DIMENSION STYLE MM ONLY	SCALE ---	DESIGN UNITS METRIC	THIRD ANGLE PROJECTION
	10 UNDER	±0.2	DRAWN BY KMIYAHARA	DATE 2012/07/18	TITLE 0.3 FPC CONN. BACK FLIP HOUSING ASSY	
	10 OVER 30 UNDER	±0.25	CHECKED BY KTAKAHASHI	DATE 2012/07/18		
	30 OVER	±0.3	APPROVED BY KMORIKAWA	DATE 2012/08/01		
	ANGULAR ±1 °	DRAFT WHERE APPLICABLE MUST REMAIN WITHIN DIMENSIONS	MATERIAL NO. SEE TABLE	DOCUMENT NO. SD-502598-003	SHEET NO. 1 OF 2	
			SIZE A3	THIS DRAWING CONTAINS INFORMATION THAT IS PROPRIETARY TO MOLEX INCORPORATED AND SHOULD NOT BE USED WITHOUT WRITTEN PERMISSION		



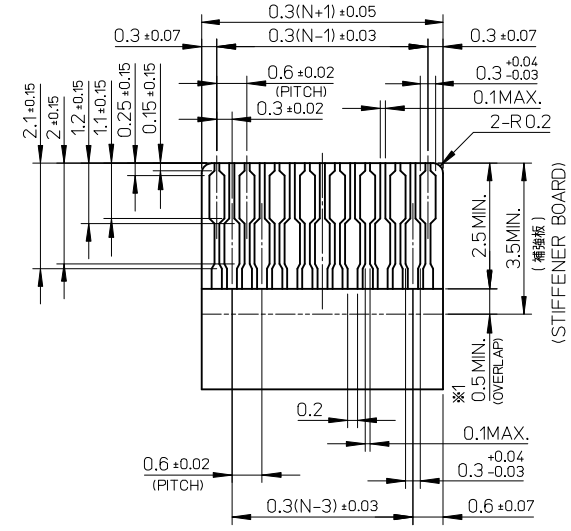
推奨基板寸法
RECOMMENDED P.W.B. PATTERN LAYOUT
マスク厚: 100 μm
マスク開口率: 100%
SCREEN THICKNESS: 100 μm
SCREEN OPEN RATIO: 100%



ISO VIEW (参考)



FPC構成推奨仕様
STRUCTURE OF FPC



適合する金めっきFPC推奨寸法
APPLICABLE FPC OF GOLD PATING
RECOMMENDED DIMENSION

(仕上がり厚さ: 0.2±0.03)
(THICKNESS: 0.2±0.03)

N: 極数
N: CIRCUITS

FPCについて:
抜き方向は、導体側から補強板側を推奨致します。
補強フィルム材質は、ポリイミドを推奨致します。
接着剤は熱硬化接着剤を推奨致します。
尚、接着剤の接点部への付着は導通不良の原因になりますので、
染み出しが無い様、お願い致します。

ABOUT FPC:
RECOMMENDED PUNCHER DIRECTION:
FROM CONDUCTOR SIDE TO STIFFNER FILM SIDE.
RECOMMENDED MATERIAL:
STIFFENER FILM: POLYIMIDE
BONDING AGENT: THERMOSETTING AGENT
PLEASE PUT APPROPRIATE AMOUNT OF ADHESIVE ON
ADHEREND BECAUSE THERE IS A POSSIBILITY THAT
THE EXTRA ADHESIVE CAUSES THE DEFECT IN
ELECTRICAL CONTINUITY.

REVISED EC NO: J2014-0146 DRWN: KIKAGURO 2013/07/25 CHKD: KAKAHASHI 2013/08/30 APPR: YNOGAWA 2013/08/28	GENERAL TOLERANCES (UNLESS SPECIFIED)		DIMENSION STYLE MM ONLY		SCALE ---	DESIGN UNITS METRIC	THIRD ANGLE PROJECTION
	10 UNDER	±0.2	DRAWN BY KMIYAHARA	DATE 2012/07/18	TITLE 0.3 FPC CONN. BACK FLIP HOUSING ASSY		
	10 OVER 30 UNDER	±0.25	CHECKED BY KTAKAHASHI	DATE 2012/07/18	molex DOCUMENT NO. SD-502598-003 SHEET NO. 2 OF 2		
	30 OVER	±0.3	APPROVED BY KMORIKAWA	DATE 2012/08/01			
	ANGULAR	±1 °	MATERIAL NO. SEE TABLE				
DRAFT WHERE APPLICABLE MUST REMAIN WITHIN DIMENSIONS		SIZE A3	THIS DRAWING CONTAINS INFORMATION THAT IS PROPRIETARY TO MOLEX INCORPORATED AND SHOULD NOT BE USED WITHOUT WRITTEN PERMISSION				



Компания «ЭлектроПласт» предлагает заключение долгосрочных отношений при поставках импортных электронных компонентов на взаимовыгодных условиях!

Наши преимущества:

- Оперативные поставки широкого спектра электронных компонентов отечественного и импортного производства напрямую от производителей и с крупнейших мировых складов;
- Поставка более 17-ти миллионов наименований электронных компонентов;
- Поставка сложных, дефицитных, либо снятых с производства позиций;
- Оперативные сроки поставки под заказ (от 5 рабочих дней);
- Экспресс доставка в любую точку России;
- Техническая поддержка проекта, помощь в подборе аналогов, поставка прототипов;
- Система менеджмента качества сертифицирована по Международному стандарту ISO 9001;
- Лицензия ФСБ на осуществление работ с использованием сведений, составляющих государственную тайну;
- Поставка специализированных компонентов (Xilinx, Altera, Analog Devices, Intersil, Interpoint, Microsemi, Aeroflex, Peregrine, Syfer, Eurofarad, Texas Instrument, Miteq, Cobham, E2V, MA-COM, Hittite, Mini-Circuits, General Dynamics и др.);

Помимо этого, одним из направлений компании «ЭлектроПласт» является направление «Источники питания». Мы предлагаем Вам помощь Конструкторского отдела:

- Подбор оптимального решения, техническое обоснование при выборе компонента;
- Подбор аналогов;
- Консультации по применению компонента;
- Поставка образцов и прототипов;
- Техническая поддержка проекта;
- Защита от снятия компонента с производства.



Как с нами связаться

Телефон: 8 (812) 309 58 32 (многоканальный)

Факс: 8 (812) 320-02-42

Электронная почта: org@eplast1.ru

Адрес: 198099, г. Санкт-Петербург, ул. Калинина, дом 2, корпус 4, литера А.