THIS DRAWING IS UNPUBLISHED. RELEASED FOR PUBLICATION NOV ,2007.
© COPYRIGHT 2007 By – ALL RIGHTS RESERVED.

PROJECT	PRJ–14–000004825
PART NO	X–2823445–X
HV DESC	RAIL M12, D–CODED,MALE
CUSTOMER	GENERAL MARKET

LOC	DIST
E	B

REVISIONS

P	LTR	DESCRIPTION	DATE	DWN	APVD
	A1	ECR–15–017946	11DEC2015	GG	GN

CABLE PLUG AS SHOWN

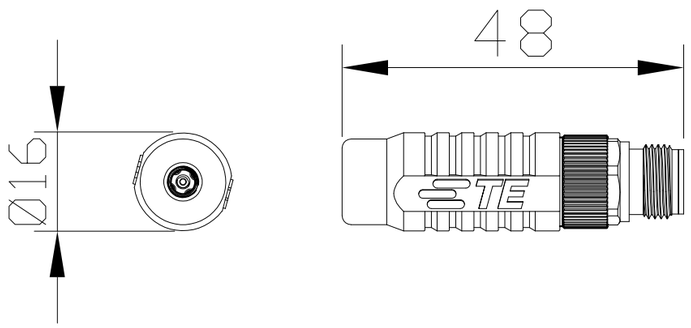

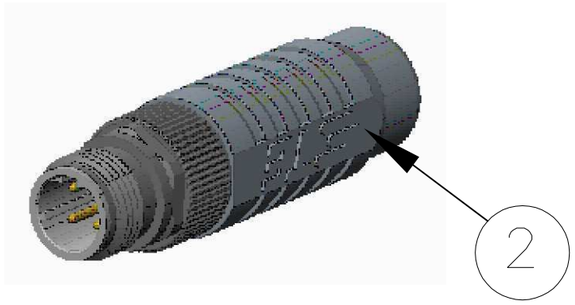

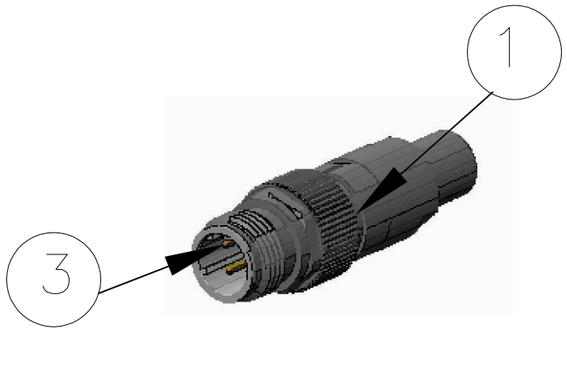

CODE	TE FG PN'S	NUMBER OF POLES IN CONNECTOR	NUMBER OF CONTACTS REQUIRED	CABLE PLUG	BULKHEAD PLUG	CABLE REFERENCE	AWG	HAND TOOL (TE PN) (COMPACT)	HAND TOOL (TE PN) (STANDARD)	RECOMMENDED POSITIONER (TE PN) (COMPACT)	RECOMMENDED POSITIONER (TE PN) (STANDARD)	CRIMP INSERT TE PN'S	CABLE JACKET STRIPPING TOOL TE PN	ASSEMBLY TOOL HANDLE FOR CRIMP FLANGE TE PN	UNIVERSAL INSERT TE PN (ALL M12 CODES)	ASSEMBLY TOOL FRONT HOUSING AND BACK NUT TE PN	CABLE COLOUR	NUMBER OF WIRES PER CABLE	CABLE MANUFACTURER	CABLE PN
D code	1-2823445-1	4	4	x		Cat 5 Radox 6.6mm	AWG22	TE PN : 601966-1	TE PN : 601967-1	TE : 1-2823581-1, RECOMMENDED SETTINGS : MUST BE VALIDATED ON CABLE USED (SEL No.7)	TE : 1-2823582-4, RECOMMENDED SETTINGS : MUST BE VALIDATED ON CABLE USED	1-2823558-3	1-2823559-1	1-2823560-1	1-2823561-1	1-2823564-1	BLACK	4	H & S	12584038
D code	1-2823445-2	4	4	x		Cat 5 Radox 7.3mm	AWG22					1-2823558-4					BLACK	4	H & S	12568935
D code	1-2823445-3	4	4	x		Cat 5 Radox 8.3mm	AWG20					1-2823558-6					BLACK	4	H & S	12585489
D code	1-2823445-4	4	4	x		Cat 7 radox 8.2mm	AWG22					1-2823558-6					BLUE	8	H & S	84124806
D code	1-2823445-5	4	4	x		Cat 5 Radox 7.3mm	AWG22					1-2823558-4					BLACK	4	H & S	12568935
D code	1-2823445-6	4	4		x	Cat 5 Megaline 5.3mm	AWG26					1-2823558-1					GREY	8	Leoni	20123 3103012
D code	1-2823445-7	4	4		x	Cat 7 radox 8.2mm	AWG22					1-2823558-5					BLUE	8	H & S	84124806
D code	1-2823445-8	4	4	x		6.7mm	AWG22					1-2823558-1					BLACK	8	Belden	BE43769
D code	1-2823445-9	4	4	x		Cat 5 Radox 6.6mm	AWG22					1-2823558-2					BLACK	8	Leoni	303195

NOTES:

MATERIAL:
ITEM NO. 1: HOUSING – BRASS, NICKEL PLATED.
ITEM NO. 2: PLASTIC BODY – PA (UL94 V–0).
ITEM NO. 3: CONTACT FINISH – Au (gold).
CONTACT – CuZn (Brass).
– ALL DIMENSIONS ARE FOR NOMINAL REFERENCE ONLY.
–PACKAGING: 1 PIECE IN A BAG.
–THE CONNECTOR IS AS PER IEC 61076–2–101.
–TEMPERATURE RANGE: –40°C TO 85°C (WITH CABLE BOOT),
–30°C TO 85°C (WITHOUT CABLE BOOT).
–VIBRATION & SHOCK TEST CONDUCTED AS PER IEC 61373:1999.
–FIRE PERFORMANCE CONDUCTED AS PER EN45545–2, NFF16–101 AND NFF16–102.
–THE THREAD OF THE MATING INTERLACE WITH THE COUNTERPART IS M12x1 ACCORDING TO IEC61076–2–101.
–CRIMP INSERT: SHOULD BE VALIDATED ON CABLE USED.

–REFER SPEC NO 408–156003 FOR INSTRUCTION SHEET (WITH CABLE SHIELD)
–REFER SPEC NO 408–156021 FOR INSTRUCTION SHEET (WITHOUT CABLE SHIELD).
–REFER SPEC NO 408–156020 FOR INSTRUCTION SHEET (BULKHEAD CABLE).

THIS DRAWING IS A CONTROLLED DOCUMENT.

DIMENSIONS: MM

TOLERANCES UNLESS OTHERWISE SPECIFIED:
0 PLC ± –
1 PLC ± –
2 PLC ± –
3 PLC ± –
4 PLC ± –
ANGLES ± –

MATERIAL –
FINISH –

DWN	GUNA	30OCT2015
CHK	GANI	30OCT2015
APVD	JAYANTH	30OCT2015
PRODUCT SPEC	108–156001	
APPLICATION SPEC	114–156002	
WEIGHT	24 g	

TE Connectivity

NAME: RAIL M12, D–CODED MALE 4 CRIMP CONNECTORS

SIZE	CAGE CODE	DRAWING NO	RESTRICTED TO
A3	00779	C–2823445	–

CUSTOMER DRAWING

SCALE	SHEET	REV
NTS	1 OF 2	A1

THIS DRAWING IS UNPUBLISHED. RELEASED FOR PUBLICATION NOV ,2007.
© COPYRIGHT 2007 By – ALL RIGHTS RESERVED.

PROJECT	PRJ–14–000004825
PART NO	X–2823445–X
HV DESC	RAIL M12, D–CODED,MALE
CUSTOMER	GENERAL MARKET

LOC	DIST
E	B

REVISIONS

P	LTR	DESCRIPTION	DATE	DWN	APVD
	–	SEE SHEET 1	–	–	–

CABLE PLUG AS SHOWN

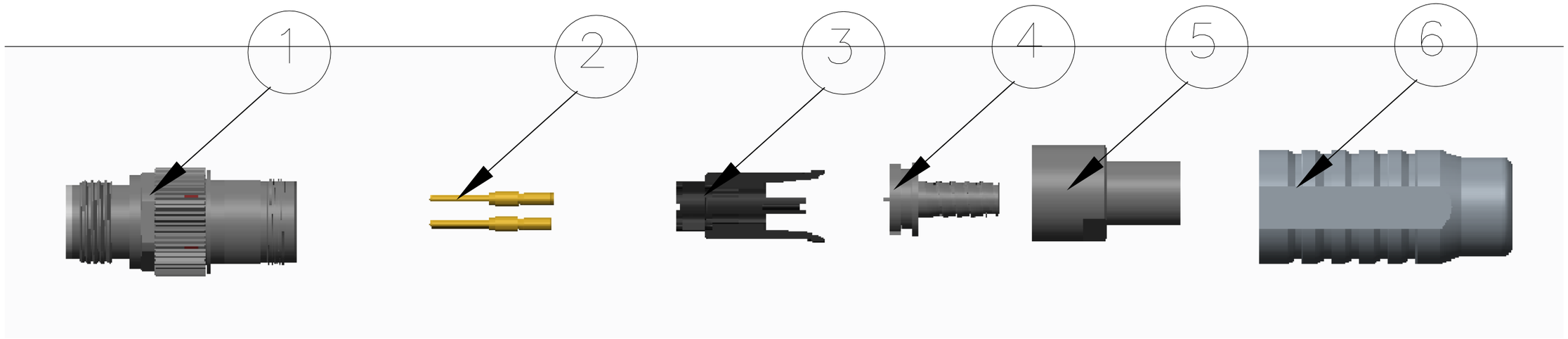

Panel cut-out

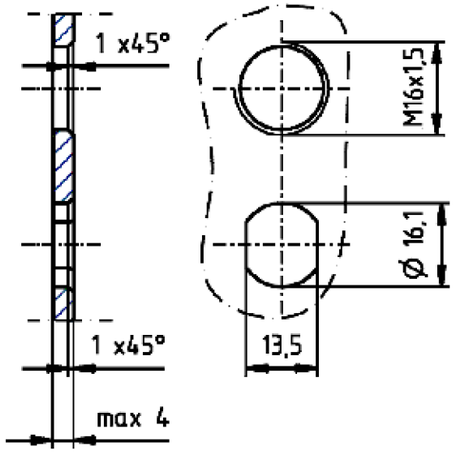

CUSTOMER CAN CHOOSE ANY ONE OF THE PANEL CUT–OUT.

BULK HEAD PLUG TE PN'S: 1–2823445–6 & 1–2823445–7
BULK HEAD AS SHOWN



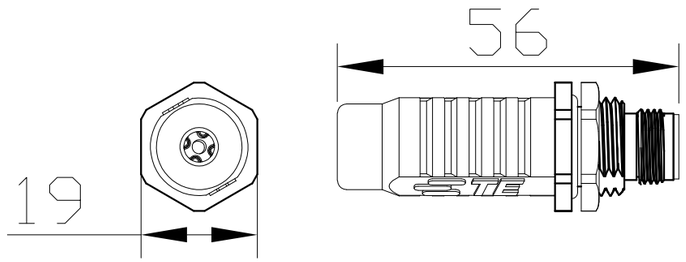

ITEM	DESCRIPTION	QTY	UNIT
6	GRIP BOOT	1	PC
5	BACK NUT & CRIMP SLEEVE	1	PC
4	CRIMP INSERT	1	PC
3	CONTACT HOLDER	1	PC
2	CRIMP CONTACTS MACHINED	4	PC
1	FRONT HOUSING	1	PC

THIS DRAWING IS A CONTROLLED DOCUMENT.

DIMENSIONS: MM

TOLERANCES UNLESS OTHERWISE SPECIFIED:
0 PLC ± –
1 PLC ± –
2 PLC ± –
3 PLC ± –
4 PLC ± –
ANGLES ± –

MATERIAL –
FINISH –

DWN	GUNA	30OCT2015
CHK	GANI	30OCT2015
APVD	JAYANTH	30OCT2015
PRODUCT SPEC	–	
APPLICATION SPEC	–	
WEIGHT	24 g	

TE Connectivity

NAME: RAIL M12, D–CODED MALE 4 CRIMP CONNECTORS

SIZE	CAGE CODE	DRAWING NO	RESTRICTED TO
A3	00779	C–2823445	–

CUSTOMER DRAWING | SCALE NTS | SHEET 2 OF 2 | REV A1

1470–19 (3/11)

Компания «ЭлектроПласт» предлагает заключение долгосрочных отношений при поставках импортных электронных компонентов на взаимовыгодных условиях!

Наши преимущества:

- Оперативные поставки широкого спектра электронных компонентов отечественного и импортного производства напрямую от производителей и с крупнейших мировых складов;
- Поставка более 17-ти миллионов наименований электронных компонентов;
- Поставка сложных, дефицитных, либо снятых с производства позиций;
- Оперативные сроки поставки под заказ (от 5 рабочих дней);
- Экспресс доставка в любую точку России;
- Техническая поддержка проекта, помощь в подборе аналогов, поставка прототипов;
- Система менеджмента качества сертифицирована по Международному стандарту ISO 9001;
- Лицензия ФСБ на осуществление работ с использованием сведений, составляющих государственную тайну;
- Поставка специализированных компонентов (Xilinx, Altera, Analog Devices, Intersil, Interpoint, Microsemi, Aeroflex, Peregrine, Syfer, Eurofarad, Texas Instrument, Miteq, Cobham, E2V, MA-COM, Hittite, Mini-Circuits,General Dynamics и др.);

Помимо этого, одним из направлений компании «ЭлектроПласт» является направление «Источники питания». Мы предлагаем Вам помощь Конструкторского отдела:

- Подбор оптимального решения, техническое обоснование при выборе компонента;
- Подбор аналогов;
- Консультации по применению компонента;
- Поставка образцов и прототипов;
- Техническая поддержка проекта;
- Защита от снятия компонента с производства.

Как с нами связаться

Телефон: 8 (812) 309 58 32 (многоканальный)
Факс: 8 (812) 320-02-42
Электронная почта: org@eplast1.ru
Адрес: 198099, г. Санкт-Петербург, ул. Калинина, дом 2, корпус 4, литера А.