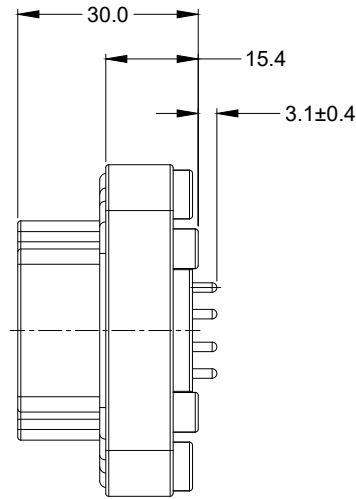
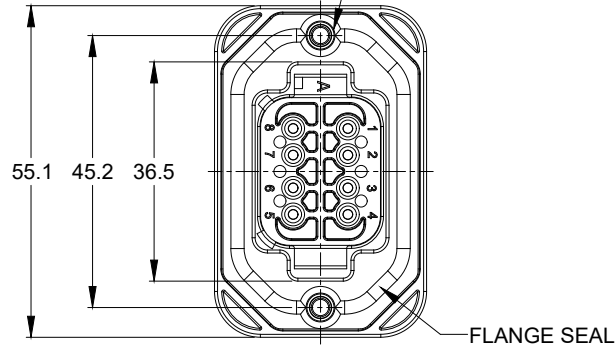
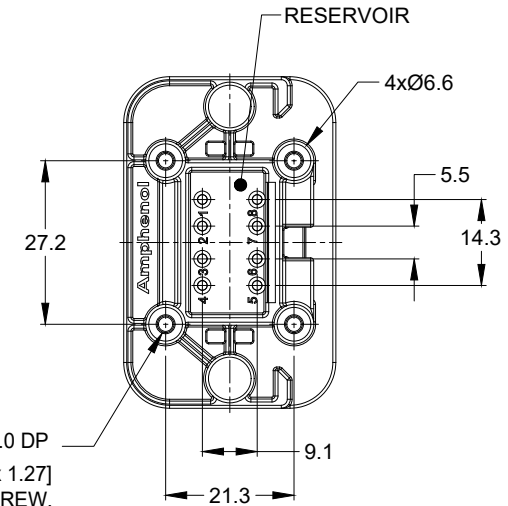


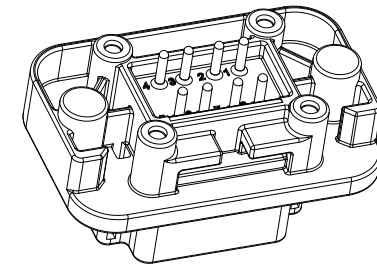
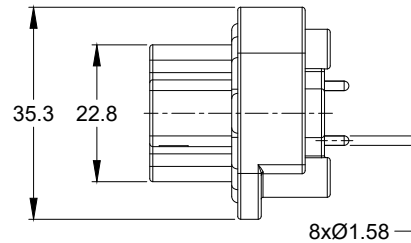
2xØ3.10±0.12x11.18 DP
 RECOMMENDED SCREW: 6-19 [M3.63 x 1.34]
 THREAD-FORMING SCREW,
 TORQUE: 11-15 IN-LB [1.24-1.70 NM]



REVISIONS					
REV	ECO	DESCRIPTION	DATE	BY	APPR
A1	--	RELEASE NEW DRAWING	19JUN18	JONY	TOMMY



4xØ2.79±0.12 x8.0 DP
 RECOMMENDED SCREW: 4-20 [M3.12 x 1.27]
 THREAD-FORMING SCREW,
 TORQUE: 6-10 IN-LB [0.68-1.13 NM]



NOTES: UNLESS OTHERWISE SPECIFIED

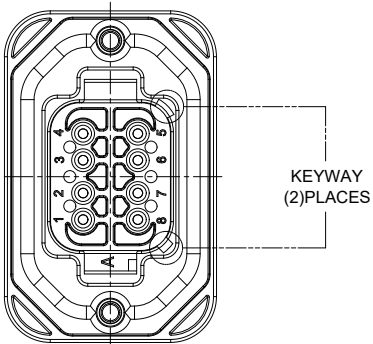
- MATERIAL:
 HOUSING: THERMOPLASTIC
 SEAL: SILICONE RUBBER
 CONTACT: COPPER ALLOY
- MODIFICATIONS: FLANGE, PCB MOUNT STRAIGHT
- SPECIFICATIONS:
 3.1 CURRENT RATING: 13 AMPS
 3.2 OPERATING TEMPERATURE: -55°C TO +125°C
 3.3 DIELECTRIC WITHSTANDING VOLTAGE: LESS THAN 2 MILLIAMPS CURRENT LEAKAGE @ 1500 VOLTS AC.
 3.4 INSULATION RESISTANCE: 1000 MEGOHMS MIN @ 25°C.
 3.5 MOISTURE RESISTANCE: IP67 (MATED CONDITION)
 3.6 MATING CYCLE DURABILITY: 100 CYCLES
 3.7 RoHS COMPLIANT
- MATING PART: AT06-08S* PLUG
 (* = MODIFICATIONS)
- ALL DIMENSIONS ARE FOR REFERENCE USE ONLY.

AT15-08PX-BMXX		DESCRIPTION		ITEM
PART NUMBER		DESCRIPTION		ITEM
MATERIALS LIST				
UNLESS OTHERWISE SPECIFIED 1) All dimensions are in metric (mm). 2) Tolerances are as follows: 1 PL DEC ±0.30 Fractions ±1/64 2 PL DEC ±0.15 3 PL DEC ±0.08 3) Note reference =		SIGNATURES		DATE
DRAWN: JONY.XIE		19JUN18		
CHECKED: ORION.LI		19JUN18		
APPROVAL: TOMMY.XIE		19JUN18		
MATERIAL SPECIFICATIONS:		CUSTOMER:		
PROCESS SPECIFICATIONS:		THIS DRAWING IS SUPPLIED FOR INFORMATION ONLY. DESIGN FEATURES, SPECIFICATIONS AND PERFORMANCE DATA SHOWN HEREON ARE THE PROPERTY OF THE AMPHENOL CORPORATION. NO RIGHTS OF REPRODUCTION ARE IMPLIED. ALL DIMENSIONS ARE SUBJECT TO NORMAL MANUFACTURING VARIATIONS.		
NEXT ASSY:		SCALE: NONE		
		SIZE: B C-		REVISION: A1
		DWG NO: AT15-08PX-BMXX		
		SHEET 1 OF 3		

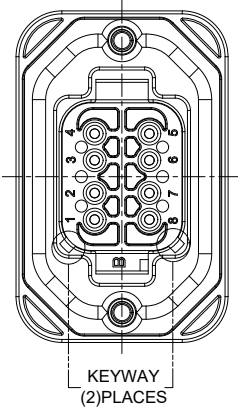
TITLE: PCB MOUNT RECEPTACLE 8PIN STRAIGHT AT SERIES
 DWG NO: AT15-08PX-BMXX
 REV: A1
 SH: 1
 OF: 3

REVISIONS					
REV	ECO	DESCRIPTION	DATE	BY	APPR
A1	--	RELEASE NEW DRAWING	19JUN18	JONY	TOMMY

P/N AT15-08PA-BMXX
KEY-A CONFIGURATION
STANDARD COLOR: GREY



P/N AT15-08PB-BMXX
KEY-B CONFIGURATION
STANDARD COLOR: BLACK



AT15-08PA-BMXX VARIANTS		
CONTACT PLATING	POTTING OR NOT IN RESERVOIR	PART NUMBER
GOLD	NO POTTING	AT15-08PA-BM01
GOLD	POTTING	AT15-08PA-BM02
TIN	NO POTTING	AT15-08PA-BM03
TIN	POTTING	AT15-08PA-BM04

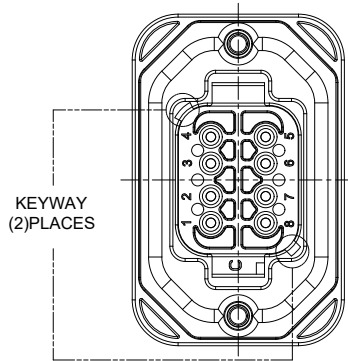
AT15-08PB-BMXX VARIANTS		
CONTACT PLATING	POTTING OR NOT IN RESERVOIR	PART NUMBER
GOLD	NO POTTING	AT15-08PB-BM01
GOLD	POTTING	AT15-08PB-BM02
TIN	NO POTTING	AT15-08PB-BM03
TIN	POTTING	AT15-08PB-BM04

AT15-08PX-BMXX		DESCRIPTION		ITEM	
PART NUMBER					
MATERIALS LIST					
QUANTITY UNLESS OTHERWISE SPECIFIED 1) All dimensions are in metric (mm). 2) Tolerances are as follows: 1 PL DEC ±0.30 Fractions ±1/64 2 PL DEC ±0.15 Angles ±1° 3 PL DEC ±0.08 3) Note reference =	SIGNATURES		DATE		
	DRAWN: JONY.XIE		19JUN18		
CHECKED: ORION.LI		19JUN18		Amphenol Sine Systems - www.amphenol-sine.com 44724 Morley Drive Clinton Township, MI 48036	
APPROVAL: TOMMY.XIE		19JUN18			
MATERIAL SPECIFICATIONS:		CUSTOMER:		PCB MOUNT RECEPTACLE 8PIN STRAIGHT AT SERIES	
PROCESS SPECIFICATIONS:		THIS DRAWING IS SUPPLIED FOR INFORMATION ONLY. DESIGN FEATURES, SPECIFICATIONS AND PERFORMANCE DATA SHOWN HEREON ARE THE PROPERTY OF THE AMPHENOL CORPORATION. NO RIGHTS OF REPRODUCTION ARE IMPLIED. ALL DIMENSIONS ARE SUBJECT TO NORMAL MANUFACTURING VARIATIONS.			
NEXT ASSY:		SIZE	TYPE	DWG NO.	REVISION
		B	C-	AT15-08PX-BMXX	A1
		SCALE: NONE		SHEET 2 OF 3	

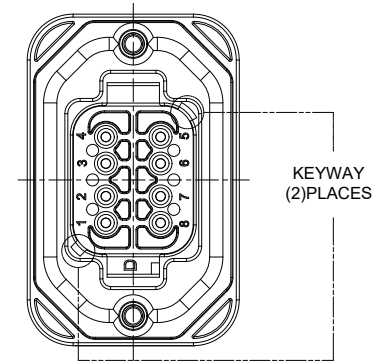
TITLE: PCB MOUNT RECEPTACLE 8PIN STRAIGHT AT SERIES
DWG NO: AT15-08PX-BMXX
REV: A1
SHEET 2 OF 3

REVISIONS					
REV	ECO	DESCRIPTION	DATE	BY	APPR
A1	--	RELEASE NEW DRAWING	19JUN18	JONY	TOMMY

P/N AT15-08PC-BMXX
KEY-C CONFIGURATION
STANDARD COLOR: GREEN

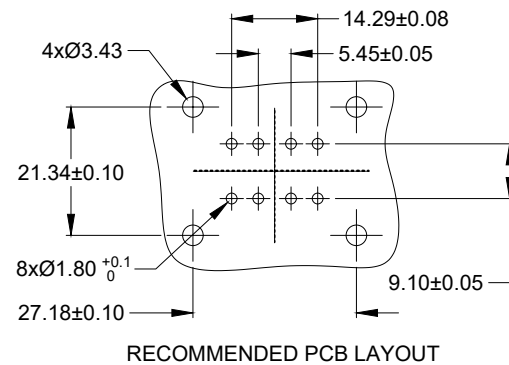
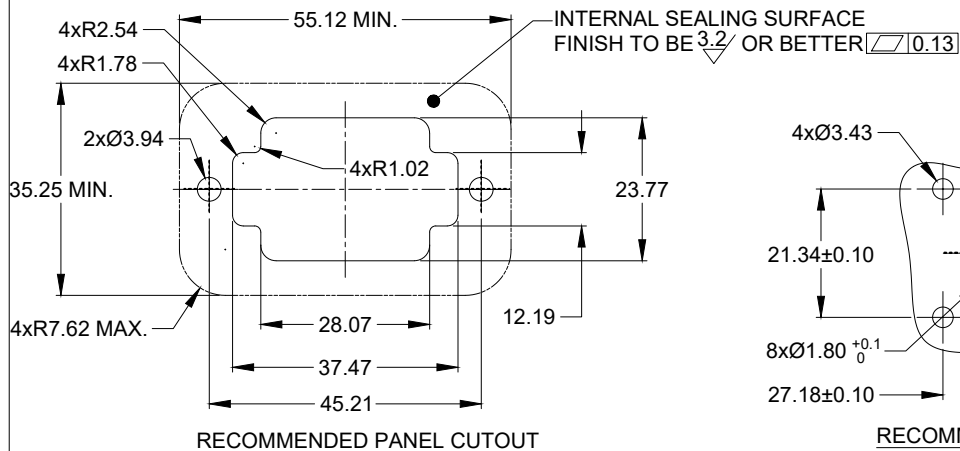


P/N AT15-08PD-BMXX
KEY-D CONFIGURATION
STANDARD COLOR: BROWN



AT15-08PC-BMXX VARIANTS		
CONTACT PLATING	POTTING OR NOT IN RESERVOIR	PART NUMBER
GOLD	NO POTTING	AT15-08PC-BM01
GOLD	POTTING	AT15-08PC-BM02
TIN	NO POTTING	AT15-08PC-BM03
TIN	POTTING	AT15-08PC-BM04

AT15-08PD-BMXX VARIANTS		
CONTACT PLATING	POTTING OR NOT IN RESERVOIR	PART NUMBER
GOLD	NO POTTING	AT15-08PD-BM01
GOLD	POTTING	AT15-08PD-BM02
TIN	NO POTTING	AT15-08PD-BM03
TIN	POTTING	AT15-08PD-BM04



AT15-08PX-BMXX		DESCRIPTION		ITEM
PART NUMBER				
MATERIALS LIST				
QUANTITY	SIGNATURES		DATE	
UNLESS OTHERWISE SPECIFIED	DRAWN: JONY.XIE		19JUN18	
1) All dimensions are in metric(mm).	CHECKED: ORION.LI		19JUN18	
2) Tolerances are as follows:	ENGINEER:			
1 PL DEC ±0.30	APPROVAL: TOMMY.XIE		19JUN18	
2 PL DEC ±0.15	CUSTOMER:			
3 PL DEC ±0.08	THIS DRAWING IS SUPPLIED FOR INFORMATION ONLY. DESIGN FEATURES, SPECIFICATIONS AND PERFORMANCE DATA SHOWN HEREON ARE THE PROPERTY OF THE AMPHENOL CORPORATION. NO RIGHTS OF REPRODUCTION ARE IMPLIED. ALL DIMENSIONS ARE SUBJECT TO NORMAL MANUFACTURING VARIATIONS.			
3) Note reference = Δ	MATERIAL SPECIFICATIONS:			
	PROCESS SPECIFICATIONS:			
	NEXT ASSY:			
Amphenol Sine Systems - www.amphenol-sine.com 44724 Morley Drive Clinton Township, MI 48036		PCB MOUNT RECEPTACLE 8PIN STRAIGHT AT SERIES		REVISION
				A1
SIZE	B	TYPE	C-	DWG NO.
SCALE:	NONE			AT15-08PX-BMXX
		SHEET	3	OF 3

TITLE: PCB MOUNT RECEPTACLE 8PIN STRAIGHT AT SERIES
DWG NO.: AT15-08PX-BMXX
REV: A1
SH: 3
OF: 3



Компания «ЭлектроПласт» предлагает заключение долгосрочных отношений при поставках импортных электронных компонентов на взаимовыгодных условиях!

Наши преимущества:

- Оперативные поставки широкого спектра электронных компонентов отечественного и импортного производства напрямую от производителей и с крупнейших мировых складов;
- Поставка более 17-ти миллионов наименований электронных компонентов;
- Поставка сложных, дефицитных, либо снятых с производства позиций;
- Оперативные сроки поставки под заказ (от 5 рабочих дней);
- Экспресс доставка в любую точку России;
- Техническая поддержка проекта, помощь в подборе аналогов, поставка прототипов;
- Система менеджмента качества сертифицирована по Международному стандарту ISO 9001;
- Лицензия ФСБ на осуществление работ с использованием сведений, составляющих государственную тайну;
- Поставка специализированных компонентов (Xilinx, Altera, Analog Devices, Intersil, Interpoint, Microsemi, Aeroflex, Peregrine, Syfer, Eurofarad, Texas Instrument, Miteq, Cobham, E2V, MA-COM, Hittite, Mini-Circuits, General Dynamics и др.);

Помимо этого, одним из направлений компании «ЭлектроПласт» является направление «Источники питания». Мы предлагаем Вам помощь Конструкторского отдела:

- Подбор оптимального решения, техническое обоснование при выборе компонента;
- Подбор аналогов;
- Консультации по применению компонента;
- Поставка образцов и прототипов;
- Техническая поддержка проекта;
- Защита от снятия компонента с производства.



Как с нами связаться

Телефон: 8 (812) 309 58 32 (многоканальный)

Факс: 8 (812) 320-02-42

Электронная почта: org@eplast1.ru

Адрес: 198099, г. Санкт-Петербург, ул. Калинина, дом 2, корпус 4, литера А.