

# "High Frequency Ceramic Solutions"

**Ultra-Miniature 2.4GHz Chip antenna 0.37mm max Thickness**

**P/N 2450AT07A0100**

Detail Specification: 2/23/2016

Page 1 of 4

## General Specifications

<b>Part Number</b>	2450AT07A0100	<b>Input Power</b>	2W max. (CW)
<b>Frequency (MHz)</b>	2400~2500	<b>Storage Temperature</b>	-40 to +85°C
<b>Peak Gain (dBi typ.)</b>	1.0 (XZ-Total)	<b>Operating Temperature</b>	-40 to +125°C
<b>Average Gain (dBi typ.)</b>	-1.5 (XZ-Total)	<b>Recommended Storage Conditions of unused product on T&amp;R</b>	+5 ~ +35 °C, 18 mos max. Humidity 45~75%RH
<b>Return Loss</b>	6.5 dB min.		
<b>Impedance</b>	50 Ω		

## Part Number Explanation


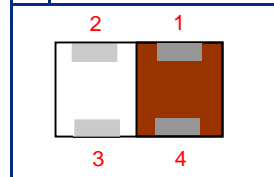
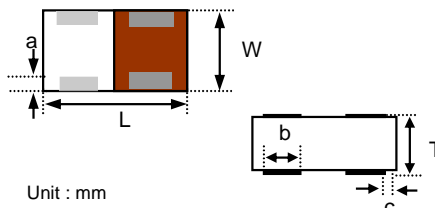
P/N Suffix	Packaging Style	Bulk	Suffix = S	Eg. 2450AT07A0100S
		T & R (10000pcs)	Suffix = T	Eg. 2450AT07A0100T
	Termination Style	100% Tin	Suffix = None	Eg. 2450AT07A0100(T or S)

## Terminal Configuration

No.	Function
1	Feed
2	GND
3	GND
4	Feed

## Mechanical Dimensions

	In	mm
L	0.039 ± 0.004	1.00 ± 0.10
W	0.020 ± 0.004	0.50 ± 0.10
T	0.014 (max)	0.37 (max)
a	0.006 +.004/-.006	0.15 +0.1/-0.05
b	0.010 +.004/-.006	0.25 +0.1/-0.05
c	0.003 +.004/-.006	0.08 +0.1/-0.05



## Mounting Considerations

**Mount these devices with red mark facing up.**

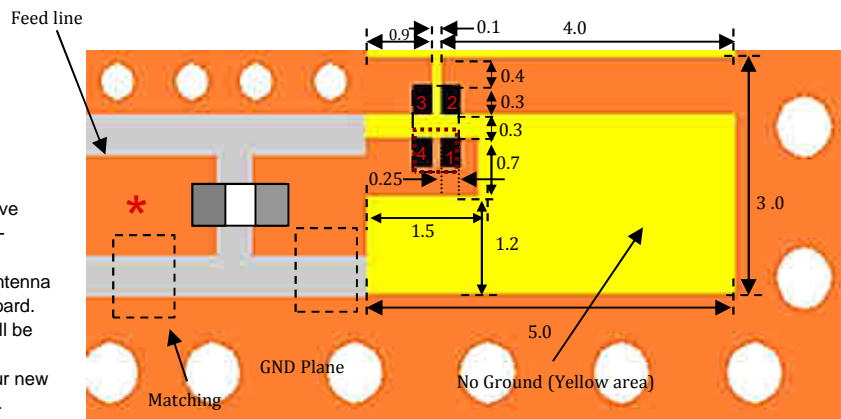
\*Line width should be designed to provide 50Ω impedance matching characteristics.

Units: mm

- Solder
- Land

It is recommended that the designer leave available slots for a "pi" (or shunt-series-shunt) network. The antenna matching network values above are used when antenna is mounted on Johanson's evaluation board. The matching values on client's PCB will be different. Let us help you tune our antenna on your new layout, contact our RF Applications Eng. Team at:

[www.johansontechnology.com/ask-a-question](http://www.johansontechnology.com/ask-a-question)



Johanson Technology, Inc. reserves the right to make design changes without notice.

All sales are subject to Johanson Technology, Inc. terms and conditions.



[www.johansontechnology.com](http://www.johansontechnology.com)

4001 Calle Tecate • Camarillo, CA 93012 • TEL 805.389.1166 FAX 805.389.1821

Ver 3.0

2016 Johanson Technology, Inc. All Rights Reserved

# "High Frequency Ceramic Solutions"

Ultra-Miniature 2.4GHz Chip antenna 0.37mm max Thickness

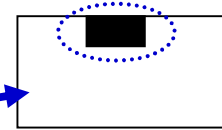
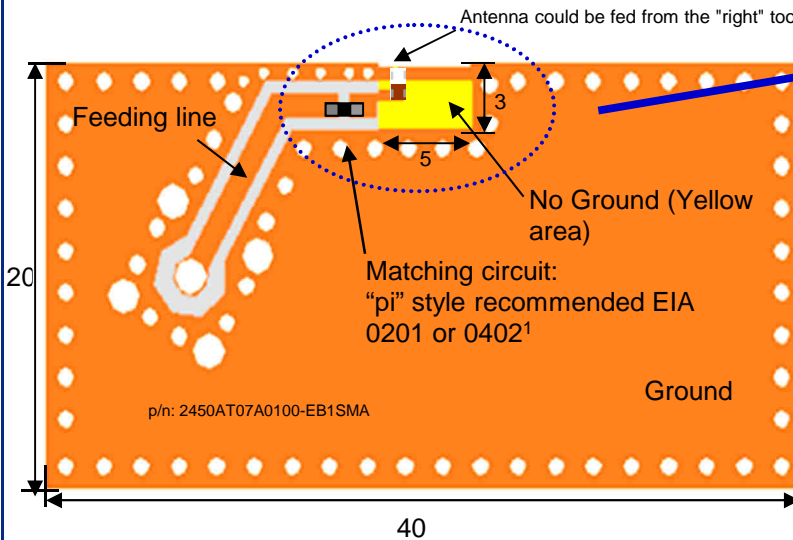
P/N 2450AT07A0100

Detail Specification: 2/23/2016

Page 2 of 4

## Layout Guidelines and EVB Specifications

### Test Board-Top View (Units in mm)



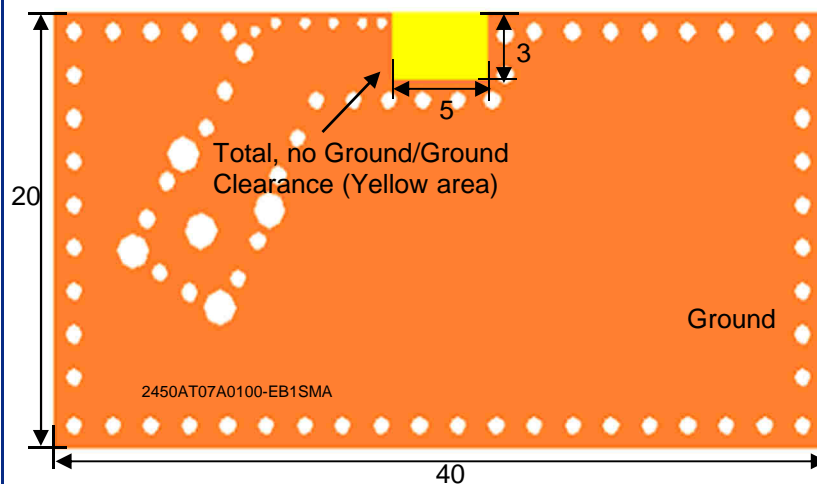
Antenna Radiation  
Pattern Symbol Position  
Explanation (See page  
3 for patterns)

Want the layout file of this?  
Send us a message at:  
[www.johansontechnology.com/ask-a-question](http://www.johansontechnology.com/ask-a-question)

Let us help you design the  
antenna in you PCB or optimize  
your layout for best  
performance and send us a

To order a pre-tuned evaluation board with SMA connector click here: <http://www.johansontechnology.com/request-a-sample>  
Reference p/n: 2450AT07A0100-EB1SMA  
To request the Gerber files click here: [www.johansontechnology.com/component/techquestion](http://www.johansontechnology.com/component/techquestion)

### Test Board-Bottom View (Units in mm)



Need help designing the antenna in? Use  
our antenna design services! Click on:  
[www.johansontechnology.com/ipc-antenna-services](http://www.johansontechnology.com/ipc-antenna-services)  
2 Free layout reviews and if you need us  
to tune and characterize the antenna on  
your design (anechoic chamber) we can  
do that too (lab fee may apply for the  
latter).

Johanson Technology, Inc. reserves the right to make design changes without notice.

All sales are subject to Johanson Technology, Inc. terms and conditions.



[www.johansontechnology.com](http://www.johansontechnology.com)  
4001 Calle Tecate • Camarillo, CA 93012 • TEL 805.389.1166 FAX 805.389.1821

Ver 3.0

2016 Johanson Technology, Inc. All Rights Reserved

# "High Frequency Ceramic Solutions"

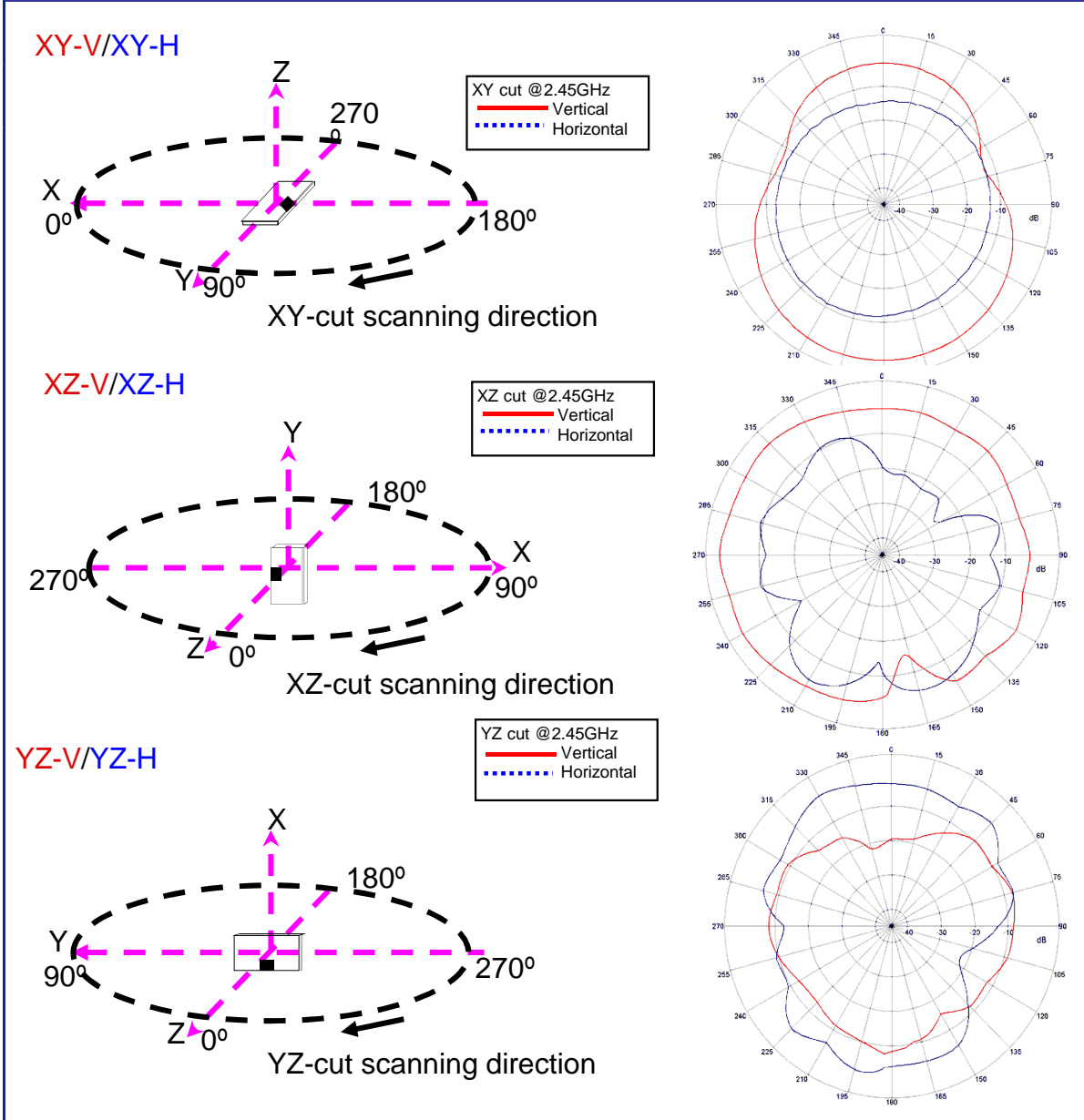
Ultra-Miniature 2.4GHz Chip antenna 0.37mm max Thickness

P/N 2450AT07A0100

Detail Specification: 2/23/2016

Page 3 of 4

## Typical Radiation Patterns @25C



Johanson Technology, Inc. reserves the right to make design changes without notice.  
 All sales are subject to Johanson Technology, Inc. terms and conditions.



[www.johansontechnology.com](http://www.johansontechnology.com)

4001 Calle Tecate • Camarillo, CA 93012 • TEL 805.389.1166 FAX 805.389.1821

Ver 3.0

2016 Johanson Technology, Inc. All Rights Reserved

# "High Frequency Ceramic Solutions"

Ultra-Miniature 2.4GHz Chip antenna 0.37mm max Thickness

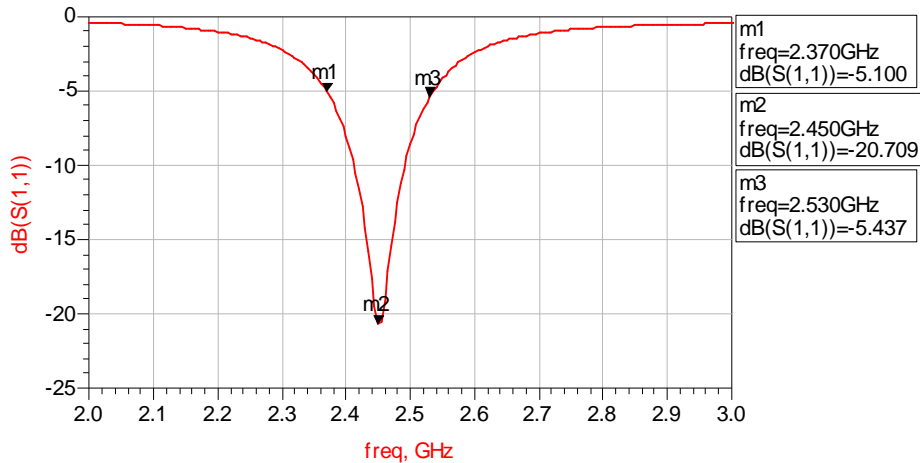
P/N 2450AT07A0100

Detail Specification: 2/23/2016

Page 4 of 4

## Typical Electrical Performance (T=25°C)

Return Loss / Without Matching Circuits



The designer should not be highly concerned of the fact that the antenna only demonstrates a -5dB S11 level at the band edges. The antenna has sufficient gain at the band edges to satisfy the applications and uses a high dielectric constant ceramic giving it some detuning resilience to capacitive loading effects. This antenna is designed for close proximity environment applications.

## Packaging information

<http://www.johansontechnology.com/tape-reel-packaging>

## Soldering Information

[www.johansontechnology.com/ipcsoldering-profile](http://www.johansontechnology.com/ipcsoldering-profile)

## Antenna layout and tuning techniques (How to obtain the new antenna matching values)

[www.johansontechnology.com/tuning](http://www.johansontechnology.com/tuning)

## Antenna layout review, tuning, and characterization services

[www.johansontechnology.com/ipcantennaservices](http://www.johansontechnology.com/ipcantennaservices)

## RoHS Compliance

[www.johansontechnology.com/rohs-compliance](http://www.johansontechnology.com/rohs-compliance)

## MSL Info

[www.johansontechnology.com/msl-rating](http://www.johansontechnology.com/msl-rating)

Johanson Technology, Inc. reserves the right to make design changes without notice.

All sales are subject to Johanson Technology, Inc. terms and conditions.



[www.johansontechnology.com](http://www.johansontechnology.com)  
4001 Calle Tecate • Camarillo, CA 93012 • TEL 805.389.1166 FAX 805.389.1821  
Ver 3.0 2016 Johanson Technology, Inc. All Rights Reserved



Компания «ЭлектроПласт» предлагает заключение долгосрочных отношений при поставках импортных электронных компонентов на взаимовыгодных условиях!

Наши преимущества:

- Оперативные поставки широкого спектра электронных компонентов отечественного и импортного производства напрямую от производителей и с крупнейших мировых складов;
- Поставка более 17-ти миллионов наименований электронных компонентов;
- Поставка сложных, дефицитных, либо снятых с производства позиций;
- Оперативные сроки поставки под заказ (от 5 рабочих дней);
- Экспресс доставка в любую точку России;
- Техническая поддержка проекта, помощь в подборе аналогов, поставка прототипов;
- Система менеджмента качества сертифицирована по Международному стандарту ISO 9001;
- Лицензия ФСБ на осуществление работ с использованием сведений, составляющих государственную тайну;
- Поставка специализированных компонентов (Xilinx, Altera, Analog Devices, Intersil, Interpoint, Microsemi, Aeroflex, Peregrine, Syfer, Eurofarad, Texas Instrument, Miteq, Cobham, E2V, MA-COM, Hittite, Mini-Circuits, General Dynamics и др.);

Помимо этого, одним из направлений компании «ЭлектроПласт» является направление «Источники питания». Мы предлагаем Вам помощь Конструкторского отдела:

- Подбор оптимального решения, техническое обоснование при выборе компонента;
- Подбор аналогов;
- Консультации по применению компонента;
- Поставка образцов и прототипов;
- Техническая поддержка проекта;
- Защита от снятия компонента с производства.



#### Как с нами связаться

**Телефон:** 8 (812) 309 58 32 (многоканальный)

**Факс:** 8 (812) 320-02-42

**Электронная почта:** [org@eplast1.ru](mailto:org@eplast1.ru)

**Адрес:** 198099, г. Санкт-Петербург, ул. Калинина, дом 2, корпус 4, литера А.