



#### FEATURES:

- .100" (2.54mm) Contact Spacing x .200" (5.08mm) Row Spacing
- Accepts .062" (1.57mm) Nominal Thickness P.C. Board
- High Profile Insulator Body, .590" (15.24mm)
- Contact Termination Options include P.C. Tail, Wire Wrap, 90 Degree Bends and Extender Board Bends
- Single or Dual Row Configurations
- Variety of Mounting Options, Flush or Offset Lugs
- Accepts between Contact and In-Contact Polarizing Keys
- RoHS Compliant & UL Recognized

#### Specifications:

|                              |  |
|------------------------------|--|
| Insulator Material           | UL 94V-0 Thermoplastic Polyester   |
| Contact Material             | Copper Alloy   |
| Contact Plating              | Gold Plating on mating area and Tin Plating on tails with Nickel underplating all over |
| Current Rating               | 3 Amperes  |
| Contact Resistance           | 10 milliohms maximum   |
| Dielectric Withstand Voltage | 1200 VAC rms at sea level between adjacent contacts                                    |
| Insulation Resistance        | 5000 Megohms minimum   |
| Operating Temperature        | -40°C to +105°C  |
| Insertion Force              | 16oz (4.45N) maximum per contact pair when tested with .070" (1.78mm) thick gauge      |
| Withdrawal Force             | 1oz (0.28N) minimum per contact pair when tested with .054" (1.37mm) thick gauge       |

Example Part Number: **342-100-541-202**

Series \_\_\_\_\_

Total Number of Contacts \_\_\_\_\_

Contact Code \_\_\_\_\_

Contact Rows \_\_\_\_\_

Mounting Options \_\_\_\_\_

#### Series:

342  
392

#### Insulator Color

Green  
Black

#### Contact Rows: Description

|   |            |
|---|------------|
| 1 | Single Row |
| 2 | Dual Row   |

#### Total Number of Contacts: Contact Rows

|                       |            |
|-----------------------|------------|
| 005, 006, . . . . 059 | Single Row |
| 010, 012, . . . . 116 | Dual Row   |

#### Mounting Options: Description

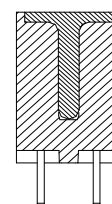
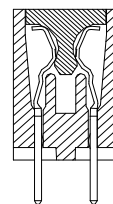
|    |  |
|----|--|
| 01 | No Mounting Lug                        |
| 02 | 128" (3.25mm) Wide Mounting Holes      |
| 03 | ∅.116" (∅2.95mm) I.D. Floating Eyelets |
| 04 | ∅.156" (∅3.96mm) Mounting Holes        |
| 07 | M3-0.5 Metric Threaded Inserts         |
| 08 | #4-40 Unified Threaded Inserts         |
| 12 | ∅.128" (∅3.25mm) Side Mounting Holes   |

#### Contact Code Description & Tail Size Tail Length "G"

|     |   |                           |              |
|-----|---|---------------------------|--------------|
| 500 | Wire Hole                               | .050 x .025 (1.27 x 0.64) | .270 (6.86)  |
| 520 | P.C. Tail                               | .030 x .018 (0.76 x 0.46) | .185 (4.70)  |
| 521 | P.C. Tail                               | .025 Square (0.64 Square) | .160 (4.06)  |
| 523 | P.C. Tail                               | .025 Square (0.64 Square) | .400 (10.16) |
| 524 | P.C. Tail                               | .018 Square (0.46 Square) | .185 (4.70)  |
| 540 | Wire Wrap                               | .025 Square (0.64 Square) | .570 (14.48) |
| 541 | Wire Wrap                               | .025 Square (0.64 Square) | .760 (19.30) |
| 542 | Wire Wrap                               | .025 Square (0.64 Square) | .655 (16.64) |
| 544 | Wire Wrap                               | .050 x .025 (1.27 x 0.64) | .760 (19.30) |
| 555 | EXTENDER BOARD DEND (CODE 500 CONTACTS) |                           |              |
| 556 | EXTENDER BOARD BEND (CODE 520 CONTACTS) |                           |              |
| 558 | 90 DEGREE BEND (CODE 541 CONTACTS)      |                           |              |
| 559 | 90 DEGREE BEND (CODE 541 CONTACTS)      |                           |              |
| 560 | EXTENDER BOARD BEND (CODE 523 CONTACTS) |                           |              |

IN-CONTACT  
POLARIZING KEY  
P/N 345-240-328

BETWEEN CONTACT  
POLARIZING KEY  
P/N 345-240-318



#### Ordering Code Notes:

- 1) All connector sizes up to 58 contacts single row / 116 contacts dual row are available upon request.
- 2) The 500 contact code is only available in the 342 series. Green polyphenylene sulphide insulator material will be supplied.
- 3) For details of the extender board and 90 degree bends refer to next pages.
- 4) For details of the mounting options refer to next pages.



CONNECTOR MOUNTING PATTERN



| NUMBER OF CONTACTS |        | "A"   |        | "B"   |        | "C"   |        | "D"   |        | "E"   |        |
|--------------------|--------|-------|--------|-------|--------|-------|--------|-------|--------|-------|--------|
| Single             | Double | Inch  | mm     | Inch  | mm     | Inch  | mm     | Inch  | mm     | Inch  | mm     |
| 5                  | 10     | 1.300 | 33.02  | 1.022 | 25.96  | 0.746 | 18.95  | 0.600 | 15.24  | 0.400 | 10.16  |
| 10                 | 20     | 1.800 | 45.72  | 1.522 | 38.66  | 1.246 | 31.65  | 1.100 | 27.94  | 0.900 | 22.86  |
| 15                 | 30     | 2.100 | 53.34  | 1.822 | 46.28  | 1.546 | 39.27  | 1.400 | 35.56  | 1.200 | 30.48  |
| 13                 | 26     | 2.300 | 58.42  | 2.022 | 51.36  | 1.746 | 44.35  | 1.600 | 40.64  | 1.400 | 35.56  |
| 18                 | 36     | 2.600 | 66.04  | 2.322 | 58.98  | 2.046 | 51.97  | 1.900 | 48.26  | 1.700 | 43.18  |
| 22                 | 44     | 3.000 | 76.20  | 2.722 | 69.14  | 2.446 | 62.13  | 2.300 | 58.42  | 2.100 | 53.34  |
| 25                 | 50     | 3.300 | 83.82  | 3.022 | 76.76  | 2.746 | 69.75  | 2.600 | 66.04  | 2.400 | 60.96  |
| 30                 | 60     | 3.800 | 96.52  | 3.522 | 89.46  | 3.246 | 82.45  | 3.100 | 78.74  | 2.900 | 73.66  |
| 31                 | 62     | 3.900 | 99.06  | 3.622 | 92.00  | 3.346 | 84.99  | 3.200 | 81.28  | 3.000 | 76.20  |
| 35                 | 70     | 4.300 | 109.22 | 4.022 | 102.16 | 3.746 | 95.15  | 3.600 | 91.44  | 3.400 | 86.36  |
| 36                 | 72     | 4.400 | 111.76 | 4.122 | 104.70 | 3.846 | 97.69  | 3.700 | 93.98  | 3.500 | 88.90  |
| 43                 | 86     | 5.100 | 129.54 | 4.822 | 122.48 | 4.546 | 115.47 | 4.400 | 111.76 | 4.200 | 106.68 |
| 50                 | 100    | 5.800 | 147.32 | 5.522 | 140.26 | 5.246 | 133.25 | 5.100 | 129.54 | 4.900 | 124.46 |
| 58                 | 116    | 6.600 | 167.64 | 6.322 | 160.58 | 6.046 | 153.57 | 5.900 | 149.86 | 5.700 | 144.78 |



MOUNTING OPTION CODE x01



MOUNTING OPTION CODES x02 and x04



MOUNTING OPTION CODE x03



FOR RIGHT ANGLE MTG. CODE X12

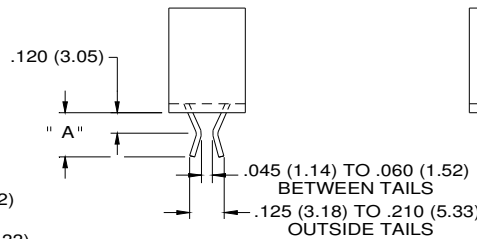


MOUNTING OPTION CODES x07 & x08

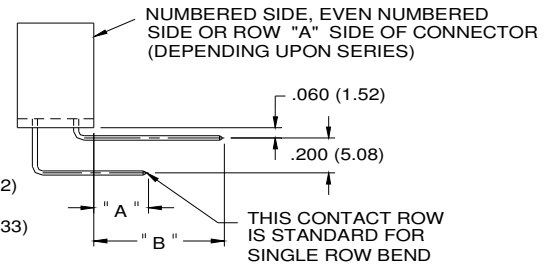
| CODE X02 AND X04- THROUGH MTG. HOLES |                                  |             |
|--------------------------------------|----------------------------------|-------------|
|                                      | CODE X02                         | CODE X04    |
| "A" DIA.                             | 0.128(3.25)X<br>0.146(3.71) SLOT | 0.156(3.96) |
| CODE X07 AND X08- THREADED INSERTS   |                                  |             |
|                                      | CODE X07                         | CODE X08    |
| INSERT                               | M3-0.5(METRIC)                   | #4-40 UNC   |
| SIDE MOUNTING HOLES WITH INSERTS     |                                  |             |
|                                      | CODE X17                         | CODE X18    |
| INSERT                               | M3-0.5(METRIC)                   | #4-40 UNC   |



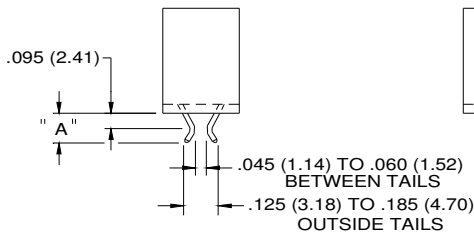
CONTACT CODE 560



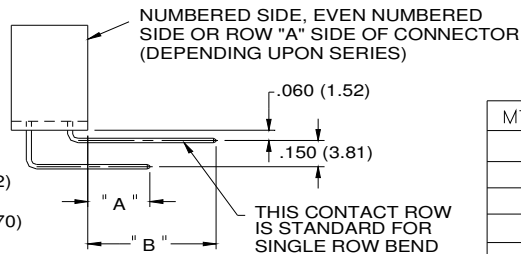
CONTACT CODE 555 BEND USES WIRE HOLE CONTACTS



CONTACT CODE 558



CONTACT CODE 556



CONTACT CODE 559

| MTG. OPTION | A           | B            |
|-------------|-------------|--------------|
| 555         | 0.255(6.48) |              |
| 556         | 0.180(4.57) |              |
| 558         | 0.245(6.22) | 0.645(16.38) |
| 559         | 0.295(7.49) | 0.645(16.38) |
| 560         | 0.385(9.78) |              |



Компания «ЭлектроПласт» предлагает заключение долгосрочных отношений при поставках импортных электронных компонентов на взаимовыгодных условиях!

Наши преимущества:

- Оперативные поставки широкого спектра электронных компонентов отечественного и импортного производства напрямую от производителей и с крупнейших мировых складов;
- Поставка более 17-ти миллионов наименований электронных компонентов;
- Поставка сложных, дефицитных, либо снятых с производства позиций;
- Оперативные сроки поставки под заказ (от 5 рабочих дней);
- Экспресс доставка в любую точку России;
- Техническая поддержка проекта, помощь в подборе аналогов, поставка прототипов;
- Система менеджмента качества сертифицирована по Международному стандарту ISO 9001;
- Лицензия ФСБ на осуществление работ с использованием сведений, составляющих государственную тайну;
- Поставка специализированных компонентов (Xilinx, Altera, Analog Devices, Intersil, Interpoint, Microsemi, Aeroflex, Peregrine, Syfer, Eurofarad, Texas Instrument, Miteq, Cobham, E2V, MA-COM, Hittite, Mini-Circuits, General Dynamics и др.);

Помимо этого, одним из направлений компании «ЭлектроПласт» является направление «Источники питания». Мы предлагаем Вам помощь Конструкторского отдела:

- Подбор оптимального решения, техническое обоснование при выборе компонента;
- Подбор аналогов;
- Консультации по применению компонента;
- Поставка образцов и прототипов;
- Техническая поддержка проекта;
- Защита от снятия компонента с производства.



#### Как с нами связаться

**Телефон:** 8 (812) 309 58 32 (многоканальный)

**Факс:** 8 (812) 320-02-42

**Электронная почта:** [org@eplast1.ru](mailto:org@eplast1.ru)

**Адрес:** 198099, г. Санкт-Петербург, ул. Калинина, дом 2, корпус 4, литера А.