



FEATURES:

- .100" (2.54mm) Contact Spacing x .200" (5.08mm) Row Spacing
- Accepts .062" (1.57mm) Nominal Thickness P.C. Board
- High Profile Insulator Body, .590" (15.24mm)
- Contact Termination Options include P.C. Tail, Wire Wrap, 90 Degree Bends and Extender Board Bends
- Single or Dual Row Configurations
- Variety of Mounting Options, Flush or Offset Lugs
- Accepts between Contact and In-Contact Polarizing Keys
- RoHS Compliant & UL Recognized

Specifications:

| | |
|------------------------------|--|
| Insulator Material | UL 94V-0 Thermoplastic Polyester |
| Contact Material | Copper Alloy |
| Contact Plating | Gold Plating on mating area and Tin Plating on tails with Nickel underplating all over |
| Current Rating | 3 Amperes |
| Contact Resistance | 10 milliohms maximum |
| Dielectric Withstand Voltage | 1200 VAC rms at sea level between adjacent contacts |
| Insulation Resistance | 5000 Megohms minimum |
| Operating Temperature | -40°C to +105°C |
| Insertion Force | 16oz (4.45N) maximum per contact pair when tested with .070" (1.78mm) thick gauge |
| Withdrawal Force | 1oz (0.28N) minimum per contact pair when tested with .054" (1.37mm) thick gauge |

Example Part Number: **342-100-541-202**

Series _____

Total Number of Contacts _____

Contact Code _____

Contact Rows _____

Mounting Options _____

Series:

342
392

Insulator Color

Green
Black

Contact Rows: Description

| | |
|---|------------|
| 1 | Single Row |
| 2 | Dual Row |

Total Number of Contacts: Contact Rows

| | |
|-----------------------|------------|
| 005, 006, 059 | Single Row |
| 010, 012, 116 | Dual Row |

Mounting Options: Description

| | |
|----|--|
| 01 | No Mounting Lug |
| 02 | 128" (3.25mm) Wide Mounting Holes |
| 03 | ∅.116" (∅2.95mm) I.D. Floating Eyelets |
| 04 | ∅.156" (∅3.96mm) Mounting Holes |
| 07 | M3-0.5 Metric Threaded Inserts |
| 08 | #4-40 Unified Threaded Inserts |
| 12 | ∅.128" (∅3.25mm) Side Mounting Holes |

Contact Code Description & Tail Size Tail Length "G"

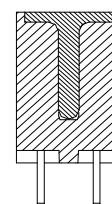
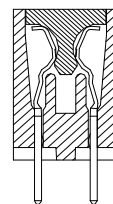
| | | | |
|-----|---|---------------------------|--------------|
| 500 | Wire Hole | .050 x .025 (1.27 x 0.64) | .270 (6.86) |
| 520 | P.C. Tail | .030 x .018 (0.76 x 0.46) | .185 (4.70) |
| 521 | P.C. Tail | .025 Square (0.64 Square) | .160 (4.06) |
| 523 | P.C. Tail | .025 Square (0.64 Square) | .400 (10.16) |
| 524 | P.C. Tail | .018 Square (0.46 Square) | .185 (4.70) |
| 540 | Wire Wrap | .025 Square (0.64 Square) | .570 (14.48) |
| 541 | Wire Wrap | .025 Square (0.64 Square) | .760 (19.30) |
| 542 | Wire Wrap | .025 Square (0.64 Square) | .655 (16.64) |
| 544 | Wire Wrap | .050 x .025 (1.27 x 0.64) | .760 (19.30) |
| 555 | EXTENDER BOARD DEND (CODE 500 CONTACTS) | | |
| 556 | EXTENDER BOARD BEND (CODE 520 CONTACTS) | | |
| 558 | 90 DEGREE BEND (CODE 541 CONTACTS) | | |
| 559 | 90 DEGREE BEND (CODE 541 CONTACTS) | | |
| 560 | EXTENDER BOARD BEND (CODE 523 CONTACTS) | | |

Ordering Code Notes:

- 1) All connector sizes up to 58 contacts single row / 116 contacts dual row are available upon request.
- 2) The 500 contact code is only available in the 342 series. Green polyphenylene sulphide insulator material will be supplied.
- 3) For details of the extender board and 90 degree bends refer to next pages.
- 4) For details of the mounting options refer to next pages.

IN-CONTACT
POLARIZING KEY
P/N 345-240-328

BETWEEN CONTACT
POLARIZING KEY
P/N 345-240-318





CONNECTOR MOUNTING PATTERN



| NUMBER OF CONTACTS | | "A" | | "B" | | "C" | | "D" | | "E" | |
|--------------------|--------|-------|--------|-------|--------|-------|--------|-------|--------|-------|--------|
| Single | Double | Inch | mm | Inch | mm | Inch | mm | Inch | mm | Inch | mm |
| 5 | 10 | 1.300 | 33.02 | 1.022 | 25.96 | 0.746 | 18.95 | 0.600 | 15.24 | 0.400 | 10.16 |
| 10 | 20 | 1.800 | 45.72 | 1.522 | 38.66 | 1.246 | 31.65 | 1.100 | 27.94 | 0.900 | 22.86 |
| 15 | 30 | 2.100 | 53.34 | 1.822 | 46.28 | 1.546 | 39.27 | 1.400 | 35.56 | 1.200 | 30.48 |
| 13 | 26 | 2.300 | 58.42 | 2.022 | 51.36 | 1.746 | 44.35 | 1.600 | 40.64 | 1.400 | 35.56 |
| 18 | 36 | 2.600 | 66.04 | 2.322 | 58.98 | 2.046 | 51.97 | 1.900 | 48.26 | 1.700 | 43.18 |
| 22 | 44 | 3.000 | 76.20 | 2.722 | 69.14 | 2.446 | 62.13 | 2.300 | 58.42 | 2.100 | 53.34 |
| 25 | 50 | 3.300 | 83.82 | 3.022 | 76.76 | 2.746 | 69.75 | 2.600 | 66.04 | 2.400 | 60.96 |
| 30 | 60 | 3.800 | 96.52 | 3.522 | 89.46 | 3.246 | 82.45 | 3.100 | 78.74 | 2.900 | 73.66 |
| 31 | 62 | 3.900 | 99.06 | 3.622 | 92.00 | 3.346 | 84.99 | 3.200 | 81.28 | 3.000 | 76.20 |
| 35 | 70 | 4.300 | 109.22 | 4.022 | 102.16 | 3.746 | 95.15 | 3.600 | 91.44 | 3.400 | 86.36 |
| 36 | 72 | 4.400 | 111.76 | 4.122 | 104.70 | 3.846 | 97.69 | 3.700 | 93.98 | 3.500 | 88.90 |
| 43 | 86 | 5.100 | 129.54 | 4.822 | 122.48 | 4.546 | 115.47 | 4.400 | 111.76 | 4.200 | 106.68 |
| 50 | 100 | 5.800 | 147.32 | 5.522 | 140.26 | 5.246 | 133.25 | 5.100 | 129.54 | 4.900 | 124.46 |
| 58 | 116 | 6.600 | 167.64 | 6.322 | 160.58 | 6.046 | 153.57 | 5.900 | 149.86 | 5.700 | 144.78 |



MOUNTING OPTION CODE x01



MOUNTING OPTION CODES x02 and x04



MOUNTING OPTION CODE x03

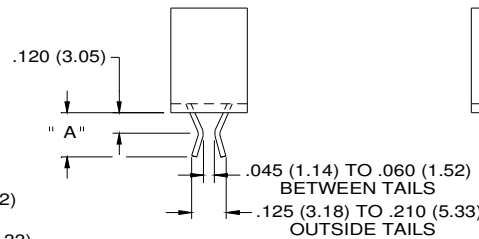


FOR RIGHT ANGLE MTG. CODE X12

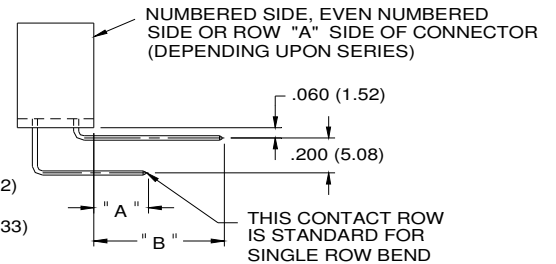


MOUNTING OPTION CODES x07 & x08

| CODE X02 AND X04- THROUGH MTG. HOLES | | |
|--------------------------------------|----------------------------------|-------------|
| | CODE X02 | CODE X04 |
| "A" DIA. | 0.128(3.25)X 0.146(3.71) SLOT | 0.156(3.96) |
| CODE X07 AND X08- THREADED INSERTS | | |
| | CODE X07 | CODE X08 |
| INSERT | M3-0.5(METRIC) | #4-40 UNC |
| SIDE MOUNTING HOLES WITH INSERTS | | |
| | CODE X17 | CODE X18 |
| INSERT | M3-0.5(METRIC) | #4-40 UNC |



CONTACT CODE 555 BEND USES WIRE HOLE CONTACTS



CONTACT CODE 556



CONTACT CODE 559

| MTG. OPTION | A | B |
|-------------|-------------|--------------|
| 555 | 0.255(6.48) | |
| 556 | 0.180(4.57) | |
| 558 | 0.245(6.22) | 0.645(16.38) |
| 559 | 0.295(7.49) | 0.645(16.38) |
| 560 | 0.385(9.78) | |



Компания «ЭлектроПласт» предлагает заключение долгосрочных отношений при поставках импортных электронных компонентов на взаимовыгодных условиях!

Наши преимущества:

- Оперативные поставки широкого спектра электронных компонентов отечественного и импортного производства напрямую от производителей и с крупнейших мировых складов;
- Поставка более 17-ти миллионов наименований электронных компонентов;
- Поставка сложных, дефицитных, либо снятых с производства позиций;
- Оперативные сроки поставки под заказ (от 5 рабочих дней);
- Экспресс доставка в любую точку России;
- Техническая поддержка проекта, помощь в подборе аналогов, поставка прототипов;
- Система менеджмента качества сертифицирована по Международному стандарту ISO 9001;
- Лицензия ФСБ на осуществление работ с использованием сведений, составляющих государственную тайну;
- Поставка специализированных компонентов (Xilinx, Altera, Analog Devices, Intersil, Interpoint, Microsemi, Aeroflex, Peregrine, Syfer, Eurofarad, Texas Instrument, Miteq, Cobham, E2V, MA-COM, Hittite, Mini-Circuits, General Dynamics и др.);

Помимо этого, одним из направлений компании «ЭлектроПласт» является направление «Источники питания». Мы предлагаем Вам помощь Конструкторского отдела:

- Подбор оптимального решения, техническое обоснование при выборе компонента;
- Подбор аналогов;
- Консультации по применению компонента;
- Поставка образцов и прототипов;
- Техническая поддержка проекта;
- Защита от снятия компонента с производства.



Как с нами связаться

Телефон: 8 (812) 309 58 32 (многоканальный)

Факс: 8 (812) 320-02-42

Электронная почта: org@eplast1.ru

Адрес: 198099, г. Санкт-Петербург, ул. Калинина, дом 2, корпус 4, литера А.