

Coin Cells

Introduction

Since 1982, when RENATA launched the industrial production of lithium batteries, the range of applications has grown continuously. In addition to the wide spectrum of memory backup power sources, RENATA lithium batteries are used for different applications in the computer and automotive industries, telecommunications, medical industry and in an increasing number of portable devices (measuring equipment, payment systems, toys etc.).

RENATA lithium batteries meet the highest quality standards and offer excellent reliability.

Advantages

- Nominal voltage of 3V, approx. twice the voltage level of alkaline button cells
- Wide operating temperature range depending on battery model
- Low self discharge of less than 1% per year at 23°C
- Best practical capacity/volume ratio
- Superior leakage resistance
- Excellent storage characteristics, up to 10 years storage with minimum deterioration
- Safe products: all Renata and MFR coin cells are UL-recognized products (File No. MH14002)
- Environmental-friendly, do not contain toxic substances
- No air transport restrictions (non hazardous)
- Available in a wide range of solder contact configurations or in combination with our battery holders

Coin Cells

Standard bare coin cells

General characteristics

- Self-discharge: less than 1% per year at 23°C
- Shelf life: up to 10 years at max. 23°C
- Stable voltage during shelf life
- High reliability of operation, including leakage resistance
- Contains no heavy metals



Dimensions and weights

| Model | Max. Dimensions (mm) | | | | approx Weight (g) | Part.No.* |
|------------|----------------------|------|-----------|----------|-------------------|-----------|
| | A | B | C | D | | |
| CR1025 | 10.00 | 2.50 | Ref. 6.0 | min 0.08 | 0.6 | 700263 |
| CR1216 MFR | 12.50 | 1.60 | Ref. 10.2 | min 0.05 | 0.7 | 100551 |
| CR1220 MFR | 12.50 | 2.00 | Ref. 10.3 | min 0.10 | 0.8 | 100552 |
| CR1225 | 12.50 | 2.50 | Ref. 9.0 | min 0.08 | 0.9 | 700281 |
| CR1616 | 16.00 | 1.60 | Ref. 12.0 | min 0.02 | 1.1 | 700287 |
| CR1620 | 16.00 | 2.00 | Ref. 12.0 | min 0.06 | 1.2 | 700291 |
| CR1632 | 16.00 | 3.20 | Ref. 12.0 | min 0.08 | 1.8 | 700296 |
| CR2016 MFR | 20.00 | 1.60 | Ref. 18.0 | min 0.05 | 1.7 | 100270 |
| CR2025 MFR | 20.00 | 2.50 | Ref. 17.0 | min 0.05 | 2.5 | 100271 |
| CR2032 MFR | 20.00 | 3.20 | Ref. 17.0 | min 0.05 | 2.8 | 100272 |
| CR2320 | 23.00 | 2.00 | Ref. 18.0 | min 0.06 | 2.7 | 700344 |
| CR2325 | 23.00 | 2.50 | Ref. 19.0 | min 0.08 | 3.0 | 700348 |
| CR2430 MFR | 24.50 | 3.00 | Ref. 20.0 | min 0.08 | 4.3 | 100350 |
| CR2430 | 24.50 | 3.00 | Ref. 20.0 | min 0.08 | 4.1 | 700359 |
| CR2450N | 24.50 | 5.00 | Ref. 22.3 | min 2.50 | 5.9 | 700377 |
| CR2477N | 24.50 | 7.70 | Ref. 22.4 | min 5.30 | 8.3 | 700391 |

*Packaging: Industrial Bulk (IB-Trays)



Electrical characteristics

| Model | Nominal capacity (mAh) | Standard discharge current (mA) ¹⁾ | Max. continuous discharge current (mA) ²⁾ | Operating Temperature (C) ³⁾ |
|------------|------------------------|---|--|---|
| CR1025 | 30 | 0.05 | 0.40 | -40/+85° |
| CR1216 MFR | 30 | 0.10 | 1.00 | -30/+70° |
| CR1220 MFR | 40 | 0.10 | 1.00 | -30/+70° |
| CR1225 | 48 | 0.10 | 1.00 | -40/+85° |
| CR1616 | 50 | 0.10 | 1.00 | -40/+85° |
| CR1620 | 68 | 0.10 | 1.00 | -40/+85° |
| CR1632 | 125 | 0.20 | 1.50 | -40/+85° |
| CR2016 MFR | 90 | 0.20 | 3.00 | -30/+70° |
| CR2025 MFR | 165 | 0.30 | 3.00 | -30/+70° |
| CR2032 MFR | 225 | 0.40 | 3.00 | -30/+70° |
| CR2320 | 150 | 0.20 | 3.00 | -40/+85° |
| CR2325 | 190 | 0.30 | 3.00 | -40/+85° |
| CR2430 MFR | 300 | 0.50 | 4.00 | -30/+70° |
| CR2430 | 285 | 0.50 | 4.00 | -40/+85° |
| CR2450N | 540 | 0.80 | 3.00 | -40/+85° |
| CR2477N | 950 | 1.00 | 2.50 | -40/+85° |

1) Standard discharge current: 100% of nominal capacity is obtained by discharging the cells at this current rates.

2) The maximum current is determined for a yield of 70% of the nominal capacity with a cut-off voltage of 2.0V, at 23°C. For currents exceeding those given above or pulsed current, please contact Renata.

3) In applications where the battery is exposed to temperatures above 70°C, please contact Renata for consultancy.

Coin Cells

Standard bare coin cells



CR1025  Rated capacity: 30 mAh
Average weight: 0.6 g



Discharge performance at 23°C



Discharge performance at 23°C



Temperature performance Load 47 kΩ



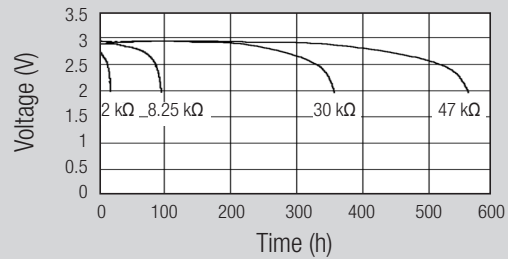
Cell capacity at various loads



CR1216 MFR  Rated capacity: 30 mAh
Average weight: 0.7 g



Discharge performance at 23°C



Discharge performance at 23°C



Temperature performance Load 47 kΩ



Cell capacity at various loads





CR1220 MFR  Rated capacity: 40 mAh
Average weight: 0.8 g

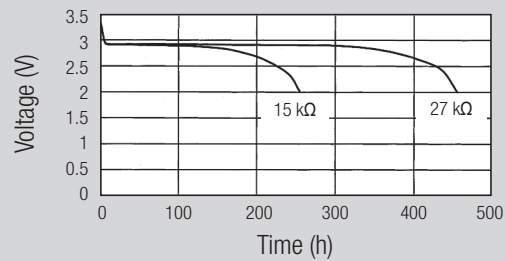
CR1225  Rated capacity: 48 mAh
Average weight: 0.9 g



Discharge performance at 23°C



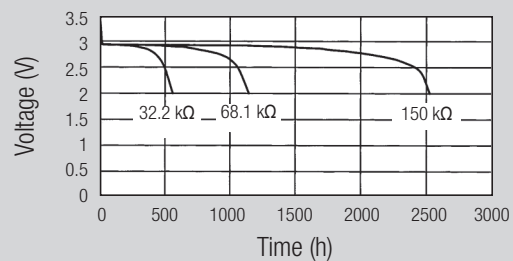
Discharge performance at 23°C



Discharge performance at 23°C



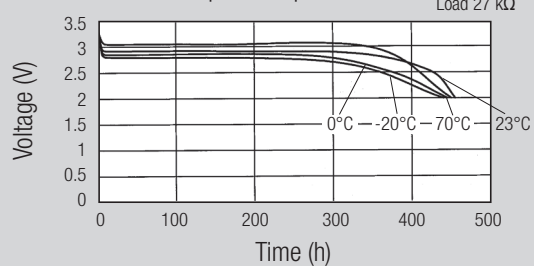
Discharge performance at 23°C



Temperature performance



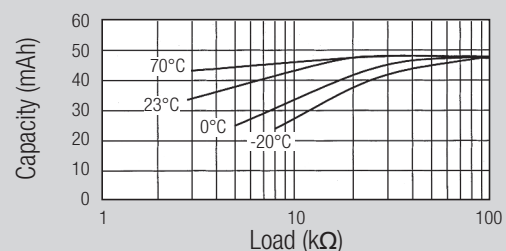
Temperature performance



Cell capacity at various loads



Cell capacity at various loads



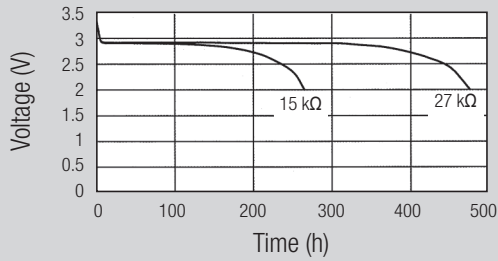
Coin Cells

Standard bare coin cells

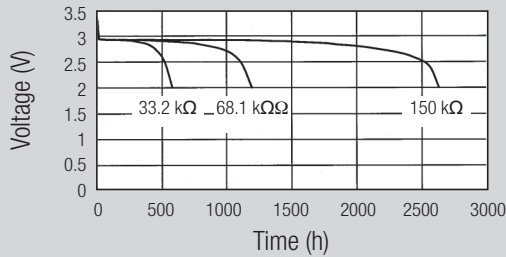
CR1616  Rated capacity: 50 mAh
Average weight: 1.1 g



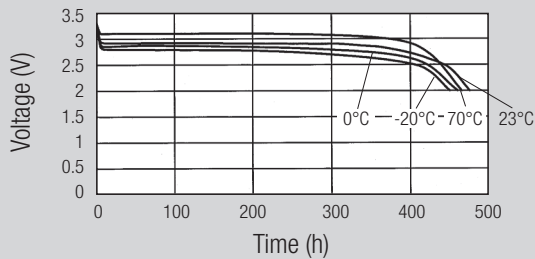
Discharge performance at 23°C



Discharge performance at 23°C



Temperature performance Load 27 kΩ



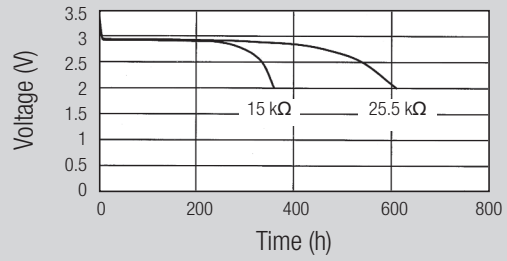
Cell capacity at various loads



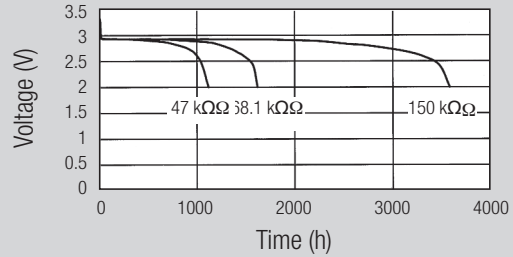
CR1620  Rated capacity: 68 mAh
Average weight: 1.2 g



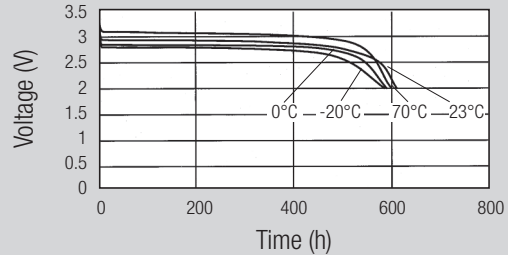
Discharge performance at 23°C



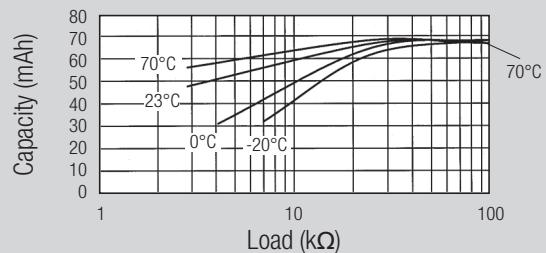
Discharge performance at 23°C




Temperature performance Load 25.5 kΩ



Cell capacity at various loads





CR1632  Rated capacity: 125 mAh
Average weight: 1.8 g

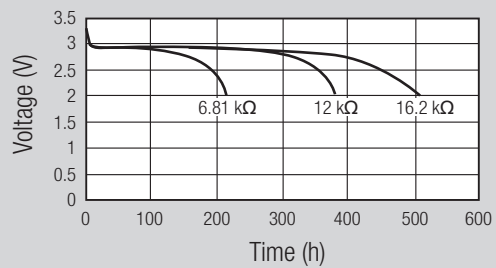
CR2016 MFR  Rated capacity: 90 mAh
Average weight: 1.7 g



Discharge performance at 23°C



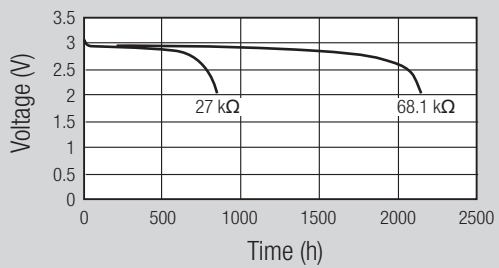
Discharge performance at 23°C



Discharge performance at 23°C



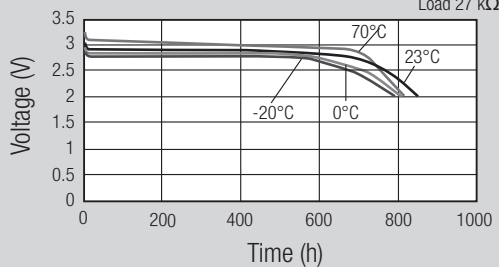
Discharge performance at 23°C



Temperature performance Load 16.2 kΩ



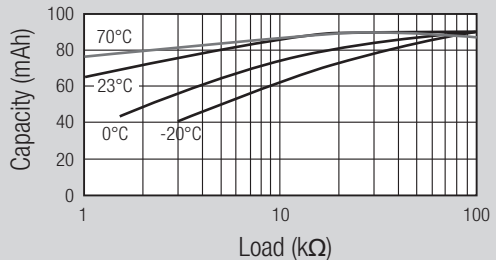
Temperature performance Load 27 kΩ



Cell capacity at various loads



Cell capacity at various loads



Coin Cells

Standard bare coin cells



CR2025 MFR  Rated capacity: 165 mAh
Average weight: 2.5 g

CR2032 MFR  Rated capacity: 225 mAh
Average weight: 2.8 g



Discharge performance at 23°C



Discharge performance at 23°C



Discharge performance at 23°C



Discharge performance at 23°C



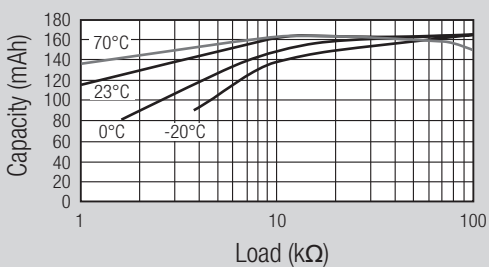
Temperature performance



Temperature performance



Cell capacity at various loads



Cell capacity at various loads





CR2320  Rated capacity: 150 mAh
Average weight: 2.7 g

CR2325  Rated capacity: 190 mAh
Average weight: 3.0 g



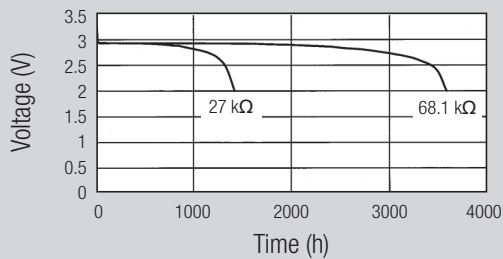
Discharge performance at 23°C



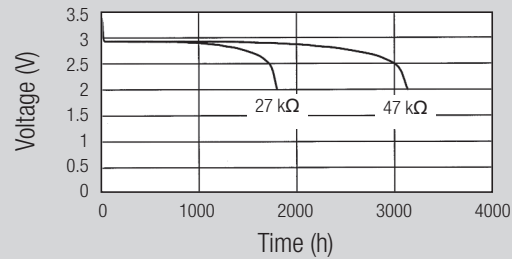
Discharge performance at 23°C



Discharge performance at 23°C



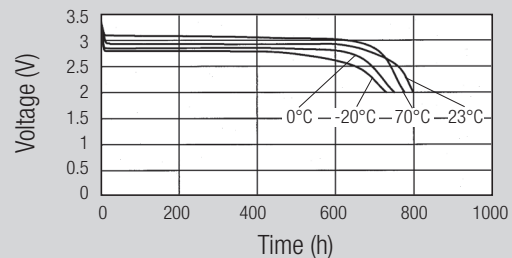
Discharge performance at 23°C



Temperature performance Load 16.2 kΩ



Temperature performance Load 12 kΩ



Cell capacity at various loads



Cell capacity at various loads



Coin Cells

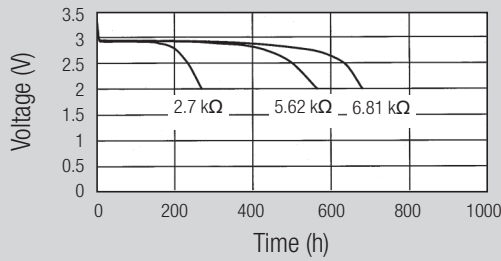
Standard bare coin cells



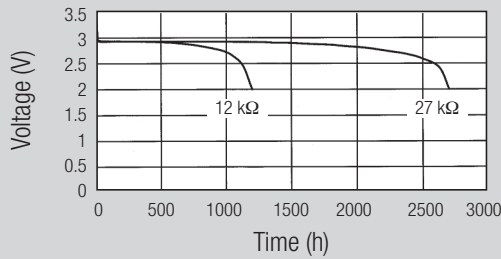
CR2430  Rated capacity: 285 mAh
Average weight: 4.1 g



Discharge performance at 23°C



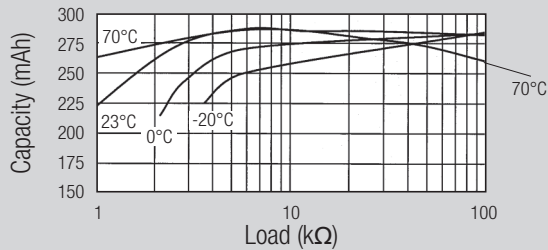
Discharge performance at 23°C



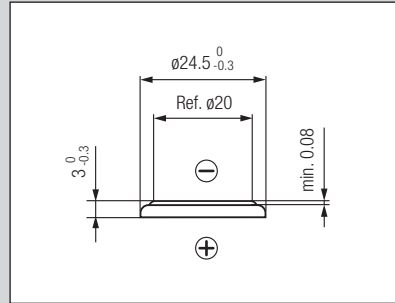
Temperature performance Load 12 kΩ



Cell capacity at various loads



CR2430 MFR  Rated capacity: 300 mAh
Average weight: 4.3 g



Discharge performance at 23°C



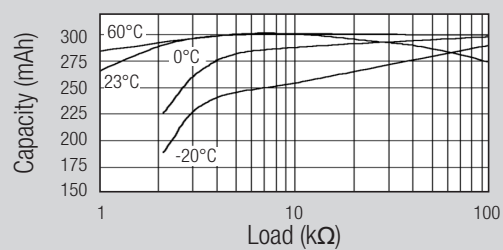
Discharge performance at 23°C



Temperature performance Load 12 kΩ



Cell capacity at various loads





CR2450N  Rated capacity: 540 mAh
Average weight: 5.9 g

CR2477N * Rated capacity: 950 mAh
Average weight: 8.2 g



Discharge performance at 23°C



Discharge performance at 23°C



Discharge performance at 23°C



Discharge performance at 23°C



Temperature performance Load 6.81 kΩ



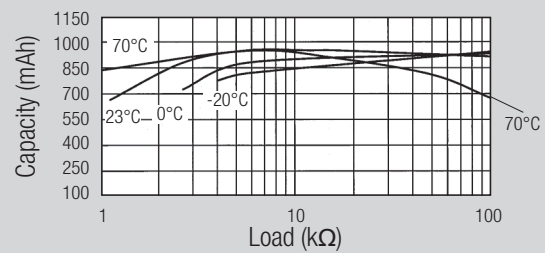
Temperature performance Load 4.7 kΩ



Cell capacity at various loads



Cell capacity at various loads



* Battery is not user replaceable

Coin Cells

Packaging options

Coin cells can be supplied in different packaging

Industrial Bulk multi-cell plastic trays

Packaging Code: IB¹



Industrial Bulk packaging is the standard packaging for manufacturers.

The number of coin cells per plastic tray depends on the respective model. So does the number of plastic trays per shrink pack.

Singly packaged coin cells in blistered Card Units

Packaging Code: CU²

Card Unit packaging is e.g. used in replacement and retail business. There is one coin cell in a Card Unit, ten Card Units in a small box and ten small boxes in a bigger box.



Five coin cells packaged in blistered Tear Strips

Packaging Code: TS



Tear Strip packaging is e.g. used in retail or DIY stores. There are five coin cells in a Tear Strip, four Tear Strips in a small box and five small boxes in a bigger box.

Blistered multi-cell Bulk Tray

Packaging Code: BT



Bulk Tray packaging is e.g. used by small internet or catalogue distributors. The number of coin cells per Bulk Tray depends on the respective model. So does the number of plastic trays per cardboard box.

¹ Example: The Renata Part Name of CR2032 coin cells in industrial bulk packaging is "CR2032.IB".

² Example: The Renata Part Name of singly packaged CR1616 coin cells in card units is "CR1616.CU".



Компания «ЭлектроПласт» предлагает заключение долгосрочных отношений при поставках импортных электронных компонентов на взаимовыгодных условиях!

Наши преимущества:

- Оперативные поставки широкого спектра электронных компонентов отечественного и импортного производства напрямую от производителей и с крупнейших мировых складов;
- Поставка более 17-ти миллионов наименований электронных компонентов;
- Поставка сложных, дефицитных, либо снятых с производства позиций;
- Оперативные сроки поставки под заказ (от 5 рабочих дней);
- Экспресс доставка в любую точку России;
- Техническая поддержка проекта, помощь в подборе аналогов, поставка прототипов;
- Система менеджмента качества сертифицирована по Международному стандарту ISO 9001;
- Лицензия ФСБ на осуществление работ с использованием сведений, составляющих государственную тайну;
- Поставка специализированных компонентов (Xilinx, Altera, Analog Devices, Intersil, Interpoint, Microsemi, Aeroflex, Peregrine, Syfer, Eurofarad, Texas Instrument, Miteq, Cobham, E2V, MA-COM, Hittite, Mini-Circuits, General Dynamics и др.);

Помимо этого, одним из направлений компании «ЭлектроПласт» является направление «Источники питания». Мы предлагаем Вам помощь Конструкторского отдела:

- Подбор оптимального решения, техническое обоснование при выборе компонента;
- Подбор аналогов;
- Консультации по применению компонента;
- Поставка образцов и прототипов;
- Техническая поддержка проекта;
- Защита от снятия компонента с производства.



Как с нами связаться

Телефон: 8 (812) 309 58 32 (многоканальный)

Факс: 8 (812) 320-02-42

Электронная почта: org@eplast1.ru

Адрес: 198099, г. Санкт-Петербург, ул. Калинина, дом 2, корпус 4, литера А.