

40 Watts

- 72 & 110 VDC Input for Railway Applications
- Single and Dual Outputs
- 1500 VAC Basic Isolation
- High Efficiency - Up to 90%
- Remote On/Off
- Complies with EN50155
- EN50121-3-2 EMC for Railway Applications
- 3 Year Warranty



Dimensions:

RDC40:

2.00 x 1.60 x 0.4" (50.8 x 40.6 x 10.16 mm)

The RDC40 series of 40W DC-DC converters are designed for railway applications and comply with EN50121-3-2, the EMC standard for rolling stock apparatus. There are two input voltage ranges. The 72 VDC nominal models accept an input from 36 to 140 VDC and the 110 V nominal versions have a 55 to 176 VDC input. A trim pin allows a +/-10% adjustment for single output models. Using convection cooling the converters have a wide operating temperature range of -40°C to +85°C and a maximum case temperature of 105°C.

Models & Ratings

Input Voltage	Output Voltage	Output Current	Input Current ⁽¹⁾		Maximum Capacitive Load	Efficiency	Model Number ⁽²⁾
			No Load	Full Load			
36-140 VDC	3.3 V	10.00 A	30 mA	526.82 mA	25000 µF	87.0%	RDC4072S3V3
	5.0 V	8.00 A	30 mA	617.28 mA	2000 µF	90.0%	RDC4072S05
	12.0 V	3.35 A	25 mA	641.76 mA	2500 µF	87.0%	RDC4072S12
	15.0 V	2.65 A	25 mA	627.37 mA	2500 µF	88.0%	RDC4072S15
	±12.0 V	±1.65 A	30 mA	632.18 mA	±1600 µF	87.0%	RDC4072D12
	±15.0 V	±1.35 A	30 mA	639.20 mA	±1600 µF	88.0%	RDC4072D15
55-176 VDC	3.3 V	10.00 A	20 mA	344.83 mA	25000 µF	87.0%	RDC40110S3V3
	5.0 V	8.00 A	25 mA	408.58 mA	2000 µF	89.0%	RDC40110S05
	12.0 V	3.35 A	25 mA	420.06 mA	2500 µF	87.0%	RDC40110S12
	15.0 V	2.65 A	25 mA	410.64 mA	2500 µF	88.0%	RDC40110S15
	±12.0 V	±1.65 A	20 mA	413.79 mA	±1600 µF	87.0%	RDC40110D12
	±15.0 V	±1.35 A	20 mA	420.78 mA	±1600 µF	87.5%	RDC40110D15

Notes

1. Input current specified at nominal 72 V or 110 V input.

2. Add suffix '-HK' for optional heatsink.

Input

Characteristic	Minimum	Typical	Maximum	Units	Notes & Conditions
Input Voltage - Operating	36 55		140 176	VDC	72 V nominal 110 V nominal
Input Current					See models and ratings table
Input Reflected Ripple		20		mA	Through 12 µH inductor and 33 µF capacitor
Input Filter					Pi network
Undervoltage Lockout	OFF: 30.5 OFF: 48.5		ON: 33.5 V ON: 52.5 V	V	72 V models 110 V models
Input Surge			150 185	VDC	72 V models (for 100 ms) 110 V models (for 100 ms)

Output

Characteristic	Min.	Typ.	Max.	Units	Notes & Conditions
Output Voltage				VDC	See Models and Ratings table
Output Voltage Trim		±10		%	On single outputs models only
Minimum Load	0			A	
Line Regulation			±0.2	%	
Load Regulation			±0.5 ±1.0	%	Single output models Dual output models (balanced outputs)
Cross Regulation		±5		%	Dual output models, when one load is varied between 25% and 100% and the other is fixed at 100%
Setpoint Accuracy		±1		%	
Start Up Time		30		ms	
Ripple and Noise			100 150	mV pk-pk mV pk-pk	Single output models Dual output model Measured with 20 MHz bandwidth in parallel with 1 µF ceramic capacitor across output rails
Transient Response			4	%	Deviation, recovery to within 1% in <500 µs for a 25% load change
Oversvoltage Protection		3.9 6.2 15.0 18 ±15 ±18		V	3.3 V Models 5.0 V Models 12 V Models 15 V Models ±12 V Models ±15 V Models
Overload Protection		130		%	Of Full Load
Short Circuit Protection					Trip and restart (hiccup mode, auto recovery)
Overtemperature Protection		115		°C	Case temperature
Remote On/Off					On = Logic High (>3.0) or Open Off = Logic Low (<1.2 V) or short pin 2 to 3
Maximum Capacitive Load					See Models and Ratings table

General

Characteristic	Minimum	Typical	Maximum	Units	Notes & Conditions
Efficiency		88		%	See Models and Ratings table
Isolation: Input to Output Input to Case Output to Case			1500	VAC	
			1600	VDC	
			1600	VDC	
Switching Frequency		270		kHz	
Power Density		31		W/in ³	
Mean Time Between Failure	320			kHrs	MIL-HDBK-217F at 25 °C GB
Weight		0.105 (48)		lb (g)	

Environmental

Characteristic	Minimum	Typical	Maximum	Units	Notes & Conditions
Operating Temperature	-40		+85	°C	See derating curve in Applications Note
Case Temperature			+105	°C	See derating curve in Applications Note
Cooling					Convection-cooled
Operating Humidity			95	%RH	Non-condensing
Storage Temperature	-55		+125	°C	

EMC: Emissions

Phenomenon	Standard	Test Level	Notes & Conditions
General	Complies with EN50155 & EN50121-3-2, Railway Applications - Electromagnetic Compatibility for Rolling Stock Apparatus		
Emissions	EN55011	79 dB μ V / 73 dB μ V	0.15-0.5 MHz / 0.5-30 MHz

EMC: Immunity

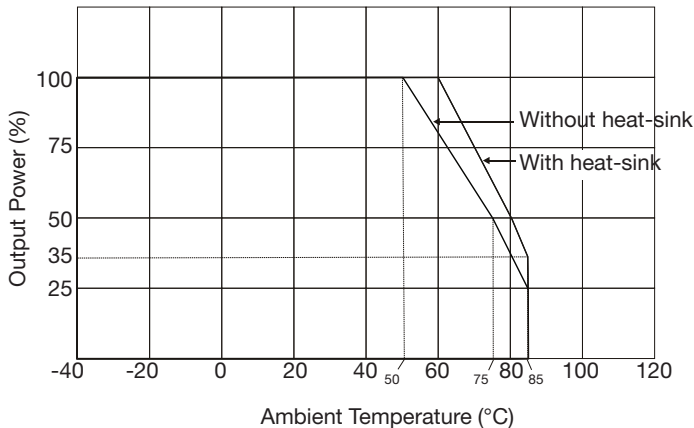
Phenomenon	Standard	Test Level	Criteria	Notes & Conditions
ESD	EN61000-4-2	3	A	
Radiated	EN61000-4-3	20 V/m	A	
EFT	EN61000-4-4	3	A	
Surges	EN61000-4-5	2	A	External Input Capacitor required 220 μ F / 250 V
Conducted	EN61000-4-6	10 Vrms	A	
Magnetic Field	EN61000-4-8	10 A/m	A	

Safety Approvals

Safety Agency	Safety Standard	Notes & Conditions
TUV	EN60950-1:2006 + A12: 2011	Information Technology
CE	LVD & RoHS	

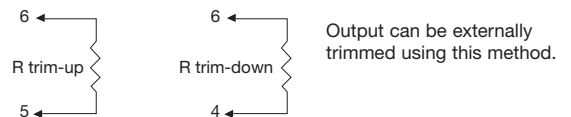
Application Notes

Derating Curve



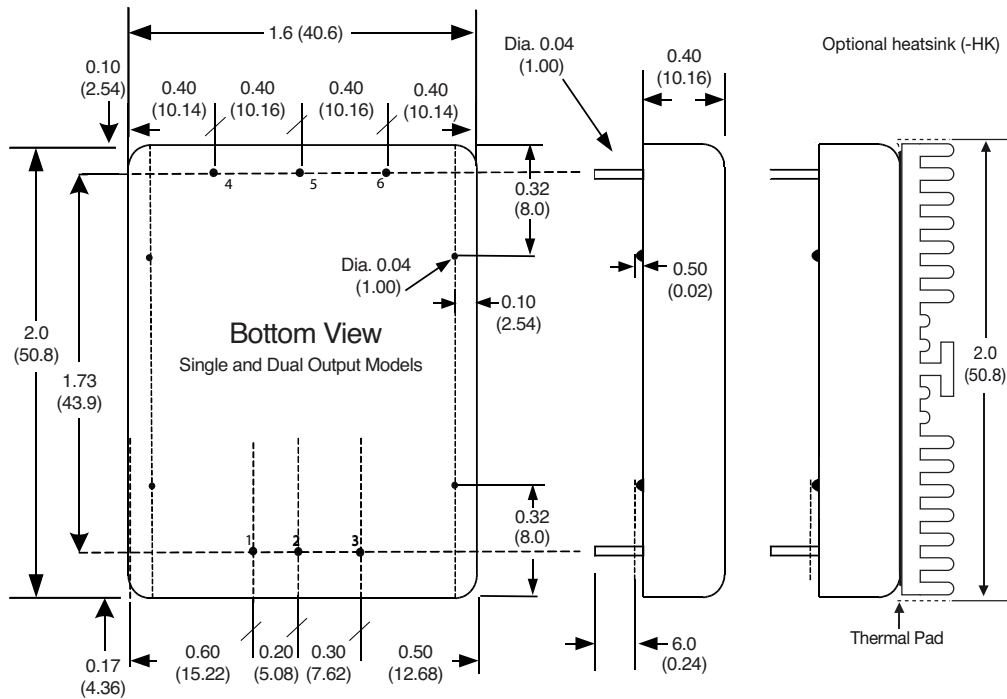
External Output Trim

On single output versions only.



	Typical Resistor			
	S3V3	S05	S12	S15
Trim Down 10%	15.3 k Ω	5.31 k Ω	5.3 k Ω	5.8 k Ω
Trim Up 10%	10.3 k Ω	10.6 k Ω	22.1 k Ω	20.0 k Ω

Mechanical Details



Notes

1. Dimensions shown in inches (mm).
2. Weight: 0.105 lbs (48.0 g)
3. Pin diameter: 0.04 ± 0.002 (1.0 ± 0.05)
4. Pin pitch tolerance: ± 0.014 (± 0.35)
5. Case tolerance: ± 0.02 (± 0.5)

PIN CONNECTIONS		
Pin	Single	Dual
1	+Vin	+Vin
2	-Vin	-Vin
3	Remote On/Off	Remote On/Off
4	+Vout	+Vout
5	-Vout	Com
6	Trim	-Vout



Компания «ЭлектроПласт» предлагает заключение долгосрочных отношений при поставках импортных электронных компонентов на взаимовыгодных условиях!

Наши преимущества:

- Оперативные поставки широкого спектра электронных компонентов отечественного и импортного производства напрямую от производителей и с крупнейших мировых складов;
- Поставка более 17-ти миллионов наименований электронных компонентов;
- Поставка сложных, дефицитных, либо снятых с производства позиций;
- Оперативные сроки поставки под заказ (от 5 рабочих дней);
- Экспресс доставка в любую точку России;
- Техническая поддержка проекта, помощь в подборе аналогов, поставка прототипов;
- Система менеджмента качества сертифицирована по Международному стандарту ISO 9001;
- Лицензия ФСБ на осуществление работ с использованием сведений, составляющих государственную тайну;
- Поставка специализированных компонентов (Xilinx, Altera, Analog Devices, Intersil, Interpoint, Microsemi, Aeroflex, Peregrine, Syfer, Eurofarad, Texas Instrument, Miteq, Cobham, E2V, MA-COM, Hittite, Mini-Circuits, General Dynamics и др.);

Помимо этого, одним из направлений компании «ЭлектроПласт» является направление «Источники питания». Мы предлагаем Вам помощь Конструкторского отдела:

- Подбор оптимального решения, техническое обоснование при выборе компонента;
- Подбор аналогов;
- Консультации по применению компонента;
- Поставка образцов и прототипов;
- Техническая поддержка проекта;
- Защита от снятия компонента с производства.



Как с нами связаться

Телефон: 8 (812) 309 58 32 (многоканальный)

Факс: 8 (812) 320-02-42

Электронная почта: org@eplast1.ru

Адрес: 198099, г. Санкт-Петербург, ул. Калинина, дом 2, корпус 4, литера А.