

High Current Connectors - UHV150-KH/KH - 2130185

Please be informed that the data shown in this PDF Document is generated from our Online Catalog. Please find the complete data in the user's documentation. Our General Terms of Use for Downloads are valid (<http://download.phoenixcontact.com>)



Universal terminal block with screw connection, cross section: 50 - 150 mm², width: 46 mm, color: gray


The illustration shows a combination of versions UHV 150-AS/AS, UHV 150-KH/AS and UHV 150-KH/KH

Product Features

- ✓ The UHV ... high-current connectors are available in several versions
- ✓ Versions are available with a cable lug or direct connection and there is a mixed version of both connection methods
- ✓ The comprehensive range of accessories, such as the connection rail for cross connection, ensures safe and user-friendly wiring of conductors up to 240 mm²



Key commercial data

Packing unit	1 1
GTIN	 4 017918 052966
Weight per Piece (excluding packing)	449.92 GRM
Custom tariff number	85369010
Country of origin	India

Technical data

General

Number of levels	1
Number of connections	2
Color	gray
Insulating material	PA-F
Inflammability class according to UL 94	HB
Rated surge voltage	8 kV

High Current Connectors - UHV150-KH/KH - 2130185

Technical data

General

Pollution degree	3
Surge voltage category	III
Insulating material group	II
Connection in acc. with standard	IEC 60947-7-1
Nominal current I_N	309 A
Nominal voltage U_N	1000 V
Open side panel	nein

Dimensions

Length	128.5 mm
Width	46 mm
Height NS 35/15	100 mm

Connection data

Conductor cross section solid min.	35 mm ²
Conductor cross section solid max.	150 mm ²
Conductor cross section stranded min.	50 mm ²
Conductor cross section stranded max.	150 mm ²
Conductor cross section AWG/kcmil min.	2
Conductor cross section AWG/kcmil max	300 kcmil
Conductor cross section stranded, with ferrule without plastic sleeve min.	10 mm ²
Conductor cross section stranded, with ferrule without plastic sleeve max.	150 mm ²
Conductor cross section stranded, with ferrule with plastic sleeve min.	10 mm ²
Conductor cross section stranded, with ferrule with plastic sleeve max.	150 mm ²
2 conductors with same cross section, solid min.	25 mm ²
2 conductors with same cross section, solid max.	50 mm ²
2 conductors with same cross section, stranded min.	35 mm ²
2 conductors with same cross section, stranded max.	50 mm ²
2 conductors with same cross section, stranded, ferrules without plastic sleeve, min.	25 mm ²
2 conductors with same cross section, stranded, ferrules without plastic sleeve, max.	50 mm ²
Stripping length	34 mm
Screw thread	M10
Tightening torque, min	25 Nm
Tightening torque max	30 Nm
Connection method	Bolt connection
Connection in acc. with standard	DIN 46,235
Min. cross section	25 mm ²

High Current Connectors - UHV150-KH/KH - 2130185

Technical data

Connection data

Max. cross section	150 mm ²
Tightening torque, min	25 Nm
Tightening torque max	30 Nm
Connection in acc. with standard	DIN 46 234
Min. cross section	10 mm ²
Max. cross section	150 mm ²
Tightening torque, min	25 Nm
Tightening torque max	30 Nm

Classifications

eCl@ss

eCl@ss 4.0	27141120
eCl@ss 4.1	27141120
eCl@ss 5.0	27141120
eCl@ss 5.1	27141120
eCl@ss 6.0	27141120
eCl@ss 7.0	27141120
eCl@ss 8.0	27141120

ETIM

ETIM 2.0	EC000897
ETIM 3.0	EC000897
ETIM 4.0	EC000897
ETIM 5.0	EC000897

UNSPSC

UNSPSC 6.01	30211811
UNSPSC 7.0901	39121410
UNSPSC 11	39121410
UNSPSC 12.01	39121410
UNSPSC 13.2	39121410

Approvals

Approvals

High Current Connectors - UHV150-KH/KH - 2130185

Approvals

Approvals

CSA / UL Recognized / GOST / PRS / GOST

Ex Approvals

Approvals submitted

Approval details

CSA		
	B	C
mm ² /AWG/kcmil	2-300	2-300
Nominal current IN	275 A	275 A
Nominal voltage UN	600 V	600 V

UL Recognized			
		B	C
mm ² /AWG/kcmil	2-300	2-300	2-300
Nominal current IN	285 A	285 A	285 A
Nominal voltage UN	600 V	600 V	600 V

GOST	
------	--

PRS	
-----	--

GOST	
------	--

High Current Connectors - UHV150-KH/KH - 2130185

Accessories

Accessories

Cover

Covering hood - UHV150-AH - 2130460



Covering hood, Width: 43 mm, Height: 71 mm, Color: gray

End block

End clamp - E/AL-NS 32 - 1201659



End clamp, for end support of UKH 50 - UKH 240, is pushed onto DIN rail NS 32 and fixed with 2 screws, width: 10 mm, color: Aluminum

End clamp - E/AL-NS 35 - 1201662



End clamp, for end support of UKH 50 to UKH 240, is pushed onto DIN rail NS 35 and fixed with 2 screws, width: 10 mm, color: aluminum

Flange

End clamp - UHV -E - 2130428



End clamp, Width: 5.2 mm, Color: gray

Labeled terminal marker

High Current Connectors - UHV150-KH/KH - 2130185

Accessories

Zack marker strip - ZB 10 CUS - 0824941



Zack marker strip, Can be ordered: Strip, white, Labeled according to customer specifications, Mounting type: Snap into tall marker groove, For terminal block width: 10.2 mm, Lettering field: 10.15 x 10.5 mm

Marker for terminal blocks - UC-TM 10 CUS - 0824605



Marker for terminal blocks, Can be ordered: By sheet, white, Labeled according to customer specifications, Mounting type: Snap into tall marker groove, For terminal block width: 10.2 mm, Lettering field: 9.6 x 10.5 mm

Marker for terminal blocks - UCT-TM 10 CUS - 0829623



Marker for terminal blocks, Can be ordered: By sheet, white, Labeled according to customer specifications, Mounting type: Snap into tall marker groove, For terminal block width: 10.2 mm, Lettering field: 8.9 x 9.6 mm

Mounting material

Insertion profile - UKH 150/240 EP - 3009244



Insertion profile, Color: silver

Mounting rail

DIN rail - NS 32 PERF 2000MM - 1201002



G-profile DIN rail, material: Steel, perforated, height 15 mm, width 32 mm, length 2 m

High Current Connectors - UHV150-KH/KH - 2130185

Accessories

DIN rail - NS 32 UNPERF 2000MM - 1201015



G-profile DIN rail, material: Steel, unperforated, height 15 mm, width 32 mm, length 2 m

Partition plate

Separating plate - UHV -TP2 - 2130415



Separating plate, Width: 2 mm, Height: 67.5 mm, Color: gray

Socket spanner

Tool - VDE-ISS 8 - 1201947



Allen wrench, fully insulated, safety tool in accordance with EN 60900, length: 150 mm, handle width: 110 mm, for all terminal blocks with 10 mm Allen screw

Terminal marking

Marker cards - SBS10:UNBEDRUCKT - 1007248



Marker cards, Card, white, Unlabeled, Can be labeled with: Plotter, Perforated, Mounting type: Snap into tall marker groove, Snap into flat marker groove, For terminal block width: 10 mm, Lettering field: 6 x 10.1 mm

High Current Connectors - UHV150-KH/KH - 2130185

Accessories

Zack marker strip - ZB 10:UNBEDRUCKT - 1053001



Zack marker strip, Strip, white, Unlabeled, Can be labeled with: Plotter, Mounting type: Snap into tall marker groove, For terminal block width: 10.2 mm, Lettering field: 10.5 x 10.15 mm

Marker for terminal blocks - UC-TM 10 - 0818069



Marker for terminal blocks, Sheet, white, Unlabeled, Can be labeled with: BLUEMARK CLED, BLUEMARK LED, Plotter, Mounting type: Snap into tall marker groove, For terminal block width: 10.2 mm, Lettering field: 9.6 x 10.5 mm

Marker for terminal blocks - UCT-TM 10 - 0829142



Marker for terminal blocks, Sheet, white, Unlabeled, Can be labeled with: THERMOMARK CARD PLUS, THERMOMARK CARD, BLUEMARK CLED, BLUEMARK LED, Mounting type: Snap into tall marker groove, For terminal block width: 10.2 mm, Lettering field: 8.9 x 9.6 mm

Drawings

Pictogram

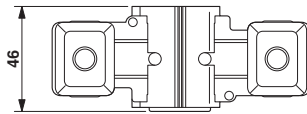
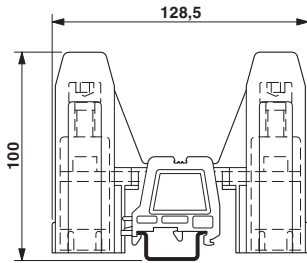


Circuit diagram

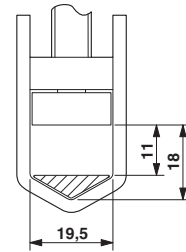


High Current Connectors - UHV150-KH/KH - 2130185

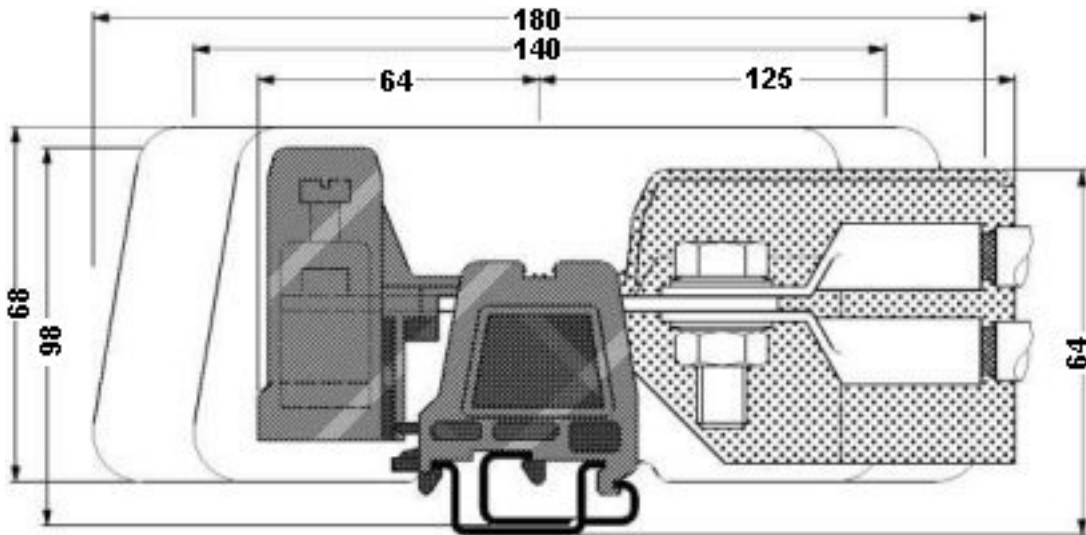
Dimensioned drawing



Dimensioned drawing

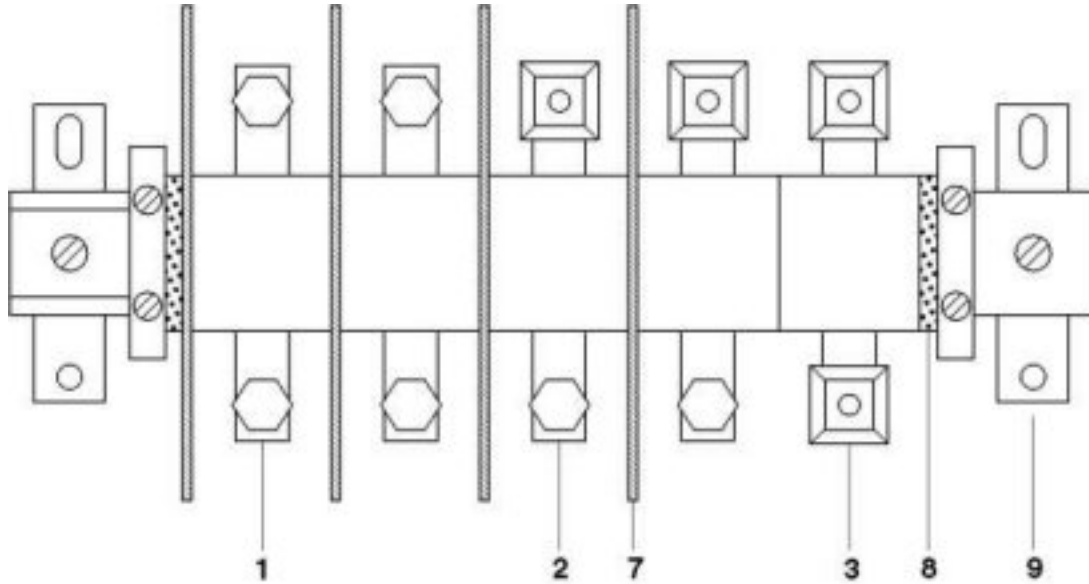


Dimensioned drawing



High Current Connectors - UHV150-KH/KH - 2130185

Circuit diagram



- 1 = high current connector, AS screw set on both sides
- 2 = high current connector, terminal sleeve KH on one side, screw set AS on the other side
- 3 = high current connector, terminal sleeves KH on both sides, for direct cable connection
- 7 = separating plate
- 8 = end piece
- 9 = flat bracket



Компания «ЭлектроПласт» предлагает заключение долгосрочных отношений при поставках импортных электронных компонентов на взаимовыгодных условиях!

Наши преимущества:

- Оперативные поставки широкого спектра электронных компонентов отечественного и импортного производства напрямую от производителей и с крупнейших мировых складов;
- Поставка более 17-ти миллионов наименований электронных компонентов;
- Поставка сложных, дефицитных, либо снятых с производства позиций;
- Оперативные сроки поставки под заказ (от 5 рабочих дней);
- Экспресс доставка в любую точку России;
- Техническая поддержка проекта, помощь в подборе аналогов, поставка прототипов;
- Система менеджмента качества сертифицирована по Международному стандарту ISO 9001;
- Лицензия ФСБ на осуществление работ с использованием сведений, составляющих государственную тайну;
- Поставка специализированных компонентов (Xilinx, Altera, Analog Devices, Intersil, Interpoint, Microsemi, Aeroflex, Peregrine, Syfer, Eurofarad, Texas Instrument, Miteq, Cobham, E2V, MA-COM, Hittite, Mini-Circuits, General Dynamics и др.);

Помимо этого, одним из направлений компании «ЭлектроПласт» является направление «Источники питания». Мы предлагаем Вам помощь Конструкторского отдела:

- Подбор оптимального решения, техническое обоснование при выборе компонента;
- Подбор аналогов;
- Консультации по применению компонента;
- Поставка образцов и прототипов;
- Техническая поддержка проекта;
- Защита от снятия компонента с производства.



Как с нами связаться

Телефон: 8 (812) 309 58 32 (многоканальный)

Факс: 8 (812) 320-02-42

Электронная почта: org@eplast1.ru

Адрес: 198099, г. Санкт-Петербург, ул. Калинина, дом 2, корпус 4, литера А.