



## Multi-function voltage control relay - 35 mm HUL Part number 84872120



- Control of AC and DC voltages
- Automatic recognition of AC/DC
- Measurement ranges from 0.2 V to 600 V
- Choice between under and overvoltage
- True RMS measurement
- Selectable latching (memory) function

	Type	Functions	Measurement range	Nominal voltage (V)
84872120	HUL	Under/Overtolerance	0,2 V →60 V	24 →240 V AC/DC
84872130	HUH	Under/Overtolerance	15 V →600 V	24 →240 V AC/DC

### Supply

Supply voltage Un	24 V →240 V AC/DC
Voltage supply tolerance	-15% / +10%
Operating range	20,4 V →264 V AC/DC
Polarity with DC voltage	No
AC supply voltage frequency	50 / 60 Hz ±10%
Galvanic isolation of power supply/measurement	•
Power consumption at Un	3.5 VA in AC/0.6 W in DC
Immunity from micro power cuts	10 ms

### Inputs and measuring circuit

Frequency of measured signal	0 Hz, 40 →70 Hz
Max. measuring cycle time	30 ms/True RMS measurement
Threshold adjustment	10 →100% of the range
Adjustable hysteresis	5 →50% of displayed threshold
Display precision	±10% of full scale
Repetition accuracy with constant parameters	± 0,5%
Measuring error with voltage drift	< 1% across the whole range
Measuring error with temperature drift	± 0,05% / °C

### Timing

Delay on threshold crossing Tt	0,1 →3 s (0, + 10%)
Repetition accuracy with constant parameters	± 2%
Reset time	1500 ms
Delay on pick-up	< 600 ms

### Output

Type of output	1 double changeover relay
Type of contacts	No cadmium
Maximum breaking voltage	250 V AC/ DC
Max. breaking current	5 A AC/DC
Min. breaking current	10 mA / 5 VDC
Electrical life (number of operations)	1 x 10 <sup>5</sup>
Breaking capacity (resistive)	1250 VA AC
Maximum rate	360 operations/hour at full load
Operating categories acc. to IEC 60947-5-1	AC12, AC13, AC14, AC15, DC12, DC13, DC14
Mechanical life (operations)	30 x 10 <sup>6</sup>

### Insulation

Nominal insulation voltage IEC 60664-1	250 V
Insulation coordination (IEC 60664-1 / 60255-5)	Overtolerance category III: degree of pollution 3
Rated impulse withstand voltage IEC 60664-1/60255-5	4 KV (1,2 / 50 µs)
Dielectric strength IEC 60664-1/60255-5	2 KV AC 50 Hz 1 min.
Insulation resistance IEC 60664-1 / 60255-5	> 500 MΩ / 500 V DC

### General characteristics

Display power supply	Green LED
Display relay	Yellow LED
Casing	35 mm
Mounting	On 35 mm symmetrical DIN rail, IEC/EN 60715
Mounting position	All positions
Material: enclosure plastic type VO to UL94 standard	Incandescent wire test according to IEC 60695-2-11 & NF EN 60695-2-11
Protection (IEC 60529)	Terminal block: IP 20 Casing: IP 30
Weight	130 g
Connecting capacity IEC 60947-1	Rigid: 1 x 4 <sup>2</sup> - 2 x 2.5 <sup>2</sup> mm <sup>2</sup> 1 x 11 AWG - 2 x 14 AWG Flexible with ferrules: 1 x 2.5 <sup>2</sup> - 2 x 1.5 <sup>2</sup> mm <sup>2</sup> 1 x 14 AWG - 2 x 16 AWG

Max. tightening torques IEC 60947-1	0,6 →1 Nm / 5,3 →8,8 Lbf.In
Operating temperature IEC 60068-2	-20 →+50°C
Storage temperature IEC 60068-2	-40 →+70°C
Humidity IEC 60068-2-30	2 x 24 hr cycle 95% RH max. without condensation 55°C
Vibrations according to IEC/EN60068-2-6	10 →150 Hz, A = 0.035 mm
Shocks IEC 60068-2-6	5 g

#### Standards

Marking	CE (LVD) 73/23/EEC - EMC 89/336/EEC
Product standard	NF EN 60255-6 / IEC 60255-6 / UL 508 / CSA C22.2 N°14
Electromagnetic compatibility	Immunity EN 61000-6-2/IEC 61000-6-2 Emission EN 61000-6-4/EN 61000-6-3 IEC 61000-6-4/IEC 61000-6-3 Emission EN 55022 class B
Certifications	UL, CSA, GL
Conformity with environmental directives	RoHS, WEEE

#### Inputs and measuring circuit

Measurement range	0,2 V →60 V E1 - M: 0,2 →2 V E2 - M: 1 →10 V E3 - M: 6 →60 V
Input resistance	E1 - M: 6 Ω E2 - M: 30 Ω E3 - M: 180 Ω
Permanent overload at 25°C	E1 - M: 10 V E2 - M: 30 V E3 - M: 150 V

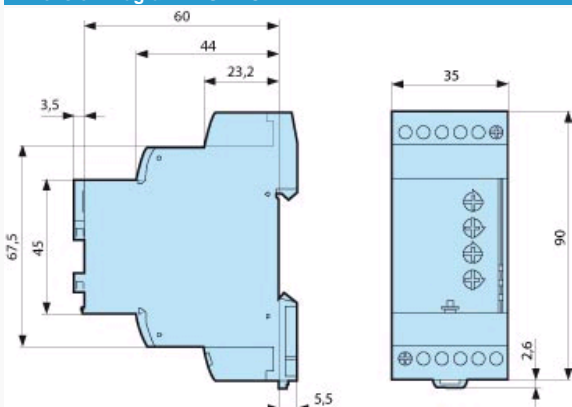
#### Description

Removable sealable cover for 35 mm casing

#### Code

84800001

#### Dimension Diagram : HUL-HUH



#### : HUL-HUH

HUL and HUH control relays are designed to control AC or DC voltages. They automatically recognise the shape of the DC or AC signal (50 or 60 Hz).

The operating mode is set by the user.

A switch is used to select under or overvoltage modes, with or without latching.

The switch position, and hence the operating mode, is read by the product on energisation.

If the switch is set to a non-conforming position, the product goes into fault mode, the output relay stays open, and the LEDs flash to signal the position error.

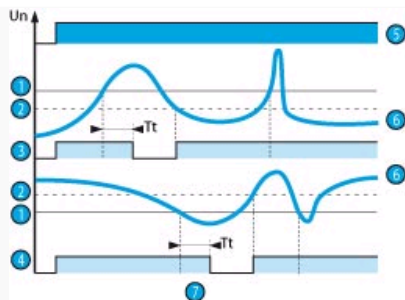
If the switch position changes while the unit is operating, all the LEDs flash but the product continues to work normally with the function selected on energisation prior to the change of position.

The LEDs return to their normal state if the switch is reset to its initial position defined before the last energisation.

The under or overvoltage threshold value is set by a graduated potentiometer as a percentage of the U scale to be monitored.

The hysteresis is set by a graduated potentiometer from 5 to 50% of the preset threshold. The hysteresis value cannot be higher than the extremes of the measurement range.

#### : HUL-HUH - Under/overvoltage - without latching

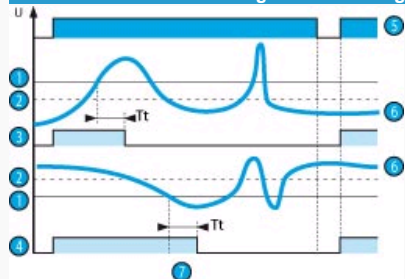


In overvoltage mode, if the controlled voltage exceeds the preset threshold for longer than the time set on the front face (0.1 to 3 s), the output relay opens and LED R is extinguished. During the time delay, this LED flashes.  
Once the voltage falls below the threshold value minus the hysteresis, the relay closes instantaneously.

In undervoltage mode, if the controlled voltage falls below the preset threshold for longer than the time set on the front face (0.1 to 3 s), the output relay opens and LED R is extinguished. During the time delay, this LED flashes.  
Once the voltage rises above the threshold value plus the hysteresis, the relay closes instantaneously.

N°	Legend
1	Threshold
2	Hysteresis
3	Overvoltage function relay
4	Undervoltage function relay
5	Unit power-up
6	Controlled voltage
7	Delay on threshold crossing (Tt)

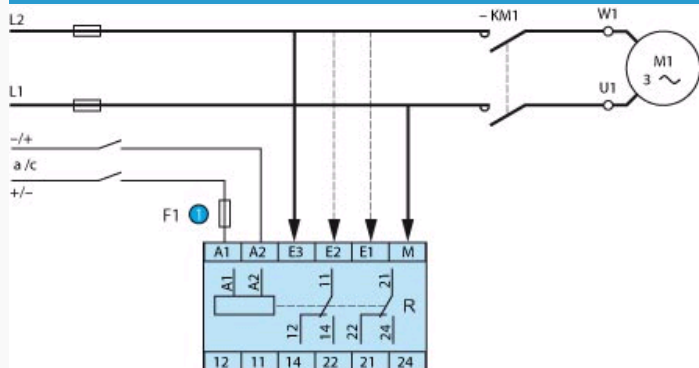
**HUL-HUH - Under/overvoltage - with latching**



If "with memory" mode has been selected, the relay opens and stays in this position when threshold crossing is detected.  
The power supply must be disconnected to reset the product.

N°	Legend
1	Threshold
2	Hysteresis
3	Overvoltage function relay
4	Undervoltage function relay
5	Unit power-up
6	Controlled voltage
7	Delay on threshold crossing (Tt)

**HUL-HUH**



N°	Legend
1	1 A fast-blow fuse or cut-out

#### Special adaptations

- Customisable colours and labels
- Measuring ranges within the generic limits
- Fixed threshold in the generic measurement range
- Fixed or adjustable time delay
- Adjustable hysteresis



Компания «ЭлектроПласт» предлагает заключение долгосрочных отношений при поставках импортных электронных компонентов на взаимовыгодных условиях!

Наши преимущества:

- Оперативные поставки широкого спектра электронных компонентов отечественного и импортного производства напрямую от производителей и с крупнейших мировых складов;
- Поставка более 17-ти миллионов наименований электронных компонентов;
- Поставка сложных, дефицитных, либо снятых с производства позиций;
- Оперативные сроки поставки под заказ (от 5 рабочих дней);
- Экспресс доставка в любую точку России;
- Техническая поддержка проекта, помощь в подборе аналогов, поставка прототипов;
- Система менеджмента качества сертифицирована по Международному стандарту ISO 9001;
- Лицензия ФСБ на осуществление работ с использованием сведений, составляющих государственную тайну;
- Поставка специализированных компонентов (Xilinx, Altera, Analog Devices, Intersil, Interpoint, Microsemi, Aeroflex, Peregrine, Syfer, Eurofarad, Texas Instrument, Miteq, Cobham, E2V, MA-COM, Hittite, Mini-Circuits, General Dynamics и др.);

Помимо этого, одним из направлений компании «ЭлектроПласт» является направление «Источники питания». Мы предлагаем Вам помощь Конструкторского отдела:

- Подбор оптимального решения, техническое обоснование при выборе компонента;
- Подбор аналогов;
- Консультации по применению компонента;
- Поставка образцов и прототипов;
- Техническая поддержка проекта;
- Защита от снятия компонента с производства.



#### Как с нами связаться

**Телефон:** 8 (812) 309 58 32 (многоканальный)

**Факс:** 8 (812) 320-02-42

**Электронная почта:** [org@eplast1.ru](mailto:org@eplast1.ru)

**Адрес:** 198099, г. Санкт-Петербург, ул. Калинина, дом 2, корпус 4, литера А.