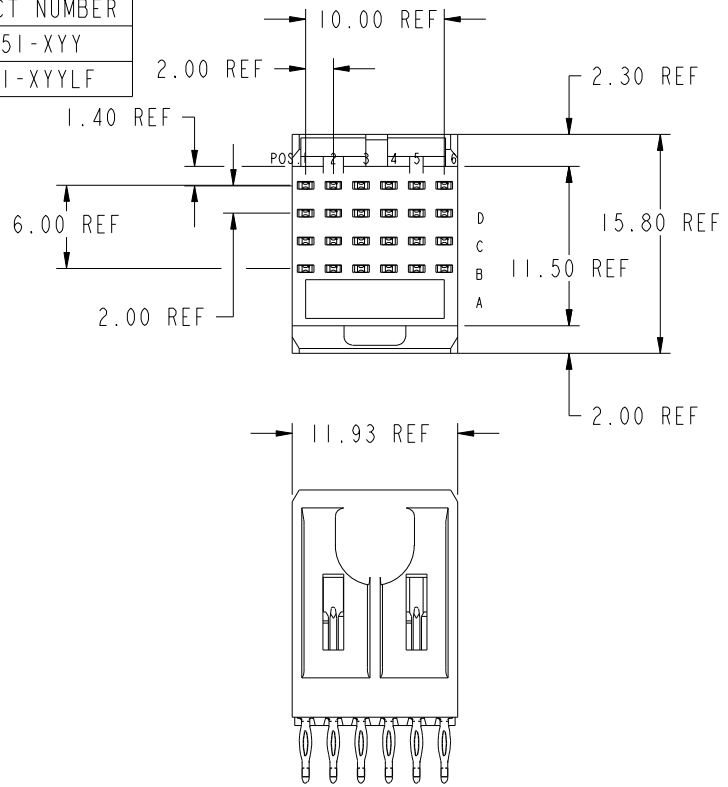
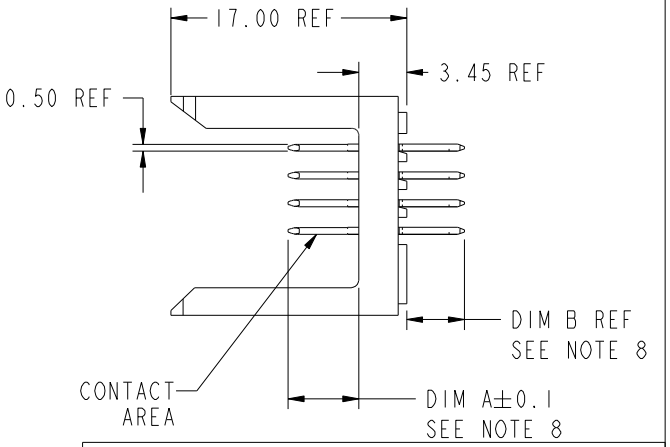
PRODUCT NUMBER
85851-XYY
85851-XYYLF

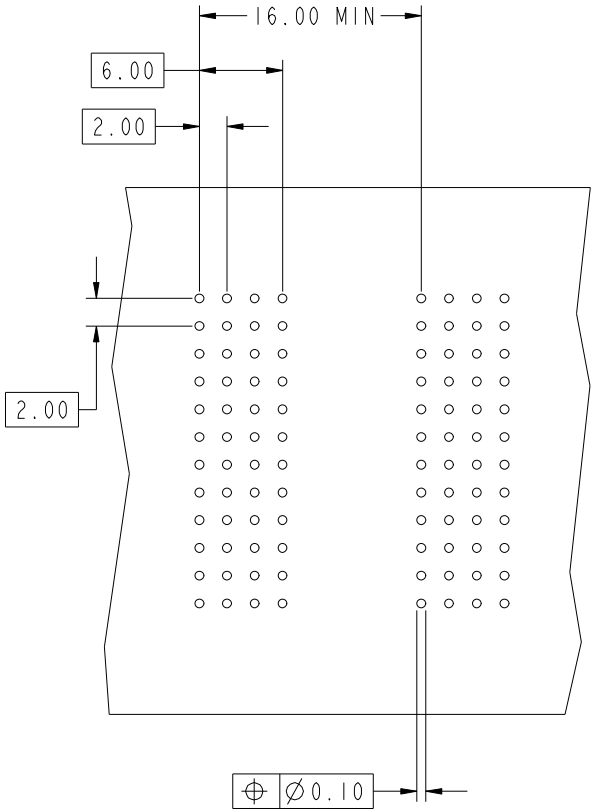




PLATING IN CONTACT AREA		
DASH NUMBER	PERFORMANCE LEVEL	NOTES
-AYY	TELCORDIA CO	SEE NOTE 9
-N1YY	TELCORDIA CO (NXT)	-
-N5YY	TELCORDIA UE (NXT)	-
-1YY	TELCORDIA CO	-
-2YY	TELECOM CLASS	-
-3YY	IEC CLASS 1	-
-5YY	TELCORDIA UE	-
-9YY	TELCORDIA CO	-
-N1YYLF	TELCORDIA CO (NXT) IEC CLASS 1	SEE NOTE 10
-N5YYLF	TELCORDIA UE (NXT)	SEE NOTE 10
-1YYLF	TELCORDIA CO IEC CLASS 1	SEE NOTE 10
-2YYLF	TELECOM CLASS	SEE NOTE 10
-5YYLF	TELCORDIA UE	SEE NOTE 10

ltr	ecn no.	dr	date
AA	V06-0569	DCH	2006-06-13
AB	V07-0206	DCH	2007-03-06
AC	DG10-0165	TER	2010-05-05
-	-	-	-
W	V04-1216	HTB	12/23/04
X	V05-0099	HTB	01/27/05
Y	V05-0367	DAI	05/25/05

| sheet | revision | | |



REQUIRED PC BOARD LAYOUT
COMPONENT SIDE
SEE PRINT 58351 FOR
ADDITIONAL PCB INFORMATION

KEY (SIGNAL PRESS-FIT)		
CODE	DIMENSIONS	
	DIM "A" MATE	DIM "B" TAIL
1	5.00	4.30
2	5.75	4.30
3	6.50	4.30
4	7.25	4.30
5	5.00	13.60
6	5.75	13.60
7	6.50	13.60
8	7.25	13.60
12	7.25	17.00
13	8.25	4.30
19	8.00	4.30
20	8.00	13.60
23	8.00	17.70
24	6.50	16.30
25	5.75	15.60
26	5.00	14.90
40	5.00	15.60
41	6.50	15.60
59	5.00	11.80
60	5.75	11.80
61	6.50	11.80

This document is the property of and embodies CONFIDENTIAL and PROPRIETARY information of FCI. No part of the information shown on this document may be used in any way or disclosed to others without the written consent of FCI. Copyright FCI.

REV E - 2006-04-18

mat'l code	--	tolerances unless otherwise specified			CUSTOMER	FCI www.fciconnect.com
ltr	ecn no.	dr	date	linear	0.X ±0.3	COPY	
AC					0.XX ±0.13	projection	title: METRAL SIGNAL HEADER 1 MOD, 4 ROW PRESS-FIT
					.XXX ±.051		
				angles	0° ±2°		
				dr	T.BRUNGARD 11/19/99	MM	product family: METRAL; code: 213
				engr	M.STRAWSER 11/19/99		size: A; dwg no: 85851; sheet: 2
				chr	M.STRAWSER 11/19/99	scale: 1:1	
				appd	M.STRAWSER 02/29/00		
sheet	revision						
index	sheet						cage code: 22526

Pro/E

PDM: Rev:AC STATUS: Released Printed: May 11, 2010

METRAL P/N	ROW	CONTACT CODE MOD. I					
		1	2	3	4	5	6
85851-X01	D	12	25	23	23	23	25
SEE NOTE 11 LEAD FREE OPTION	C	12	25	23	23	23	25
	B	12	25	23	23	23	25
	A	12	25	23	23	23	25

METRAL P/N	ROW	CONTACT CODE MOD. I					
		1	2	3	4	5	6
85851-X02	D	26	12	12	12	12	23
SEE NOTE 11 LEAD FREE OPTION	C	23	12	12	12	12	23
	B	24	12	12	12	12	23
	A	24	12	12	12	12	23

METRAL P/N	ROW	CONTACT CODE MOD. I					
		1	2	3	4	5	6
85851-X03	D	1	1	1	1	1	1
SEE NOTE 11 LEAD FREE OPTION	C	2	2	2	2	2	2
	B	2	2	2	2	2	2
	A	2	2	2	2	2	2

METRAL P/N	ROW	CONTACT CODE MOD. I					
		1	2	3	4	5	6
85851-X04	D	19	19	19	-	-	-
SEE NOTE 11 LEAD FREE OPTION	C	19	19	19	-	-	-
	B	19	19	19	-	-	19
	A	19	19	19	-	-	19

METRAL P/N	ROW	CONTACT CODE MOD. I					
		1	2	3	4	5	6
85851-X05	D	4	1	4	1	1	1
SEE NOTE 11 LEAD FREE OPTION	C	4	1	1	1	1	1
	B	4	1	1	1	1	1
	A	4	1	4	1	1	1

METRAL P/N	ROW	CONTACT CODE MOD. I					
		1	2	3	4	5	6
85851-X06	D	59	59	59	59	59	59
SEE NOTE 11 LEAD FREE OPTION	C	60	60	60	60	60	60
	B	60	60	60	60	60	60
	A	60	60	60	60	60	60

METRAL P/N	ROW	CONTACT CODE MOD. I					
		1	2	3	4	5	6
85851-X07	D	59	59	59	59	59	59
SEE NOTE 11 LEAD FREE OPTION	C	60	60	60	60	60	60
	B	60	60	60	60	60	60
	A	61	61	61	61	61	61

METRAL P/N	ROW	CONTACT CODE MOD. I					
		1	2	3	4	5	6
85851-X08	D	4	4	4	4	4	4
SEE NOTE 11 LEAD FREE OPTION	C	2	2	2	2	2	2
	B	2	2	2	2	2	2
	A	2	2	2	2	2	2

METRAL P/N	ROW	CONTACT CODE MOD. I					
		1	2	3	4	5	6
85851-X09	D	40	40	40	40	41	41
SEE NOTE 11 LEAD FREE OPTION	C	40	40	40	40	40	40
	B	40	40	40	40	40	40
	A	40	40	40	40	40	40

METRAL P/N	ROW	CONTACT CODE MOD. I					
		1	2	3	4	5	6
85851-X10	D	61	61	61	61	61	61
SEE NOTE 11 LEAD FREE OPTION	C	20	20	61	61	61	61
	B	61	61	61	61	61	61
	A	61	61	61	61	61	61

METRAL P/N	ROW	CONTACT CODE MOD. I					
		1	2	3	4	5	6
85851-X11	D	61	61	61	61	61	61
SEE NOTE 11 LEAD FREE OPTION	C	61	61	61	61	61	61
	B	61	61	61	61	61	61
	A	61	61	61	61	20	20

METRAL P/N	ROW	CONTACT CODE MOD. I					
		1	2	3	4	5	6
85851-X12	D	61	61	61	61	20	20
SEE NOTE 11 LEAD FREE OPTION	C	61	61	61	61	61	61
	B	61	61	61	61	61	61
	A	61	61	61	61	61	61

METRAL P/N	ROW	CONTACT CODE MOD. I					
		1	2	3	4	5	6
85851-X13	D	26	23	25	23	12	12
SEE NOTE 11 LEAD FREE OPTION	C	23	23	25	23	12	12
	B	24	23	25	23	12	12
	A	23	23	25	23	12	12

METRAL P/N	ROW	CONTACT CODE MOD. I					
		1	2	3	4	5	6
85851-X14	D	2	2	2	3	4	3
SEE NOTE 11 LEAD FREE OPTION	C	2	2	2	3	4	3
	B	2	2	2	3	4	3
	A	2	2	2	3	4	3

METRAL P/N	ROW	CONTACT CODE MOD. I					
		1	2	3	4	5	6
85851-X15	D	1	1	1	1	1	1
SEE NOTE 11 LEAD FREE OPTION	C	1	1	1	1	1	1
	B	1	1	1	1	3	3
	A	1	1	1	1	1	1

METRAL P/N	ROW	CONTACT CODE MOD. I					
		1	2	3	4	5	6
85851-X16	D	6	6	6	5	6	6
SEE NOTE 11 LEAD FREE OPTION	C	6	6	6	8	6	6
	B	6	6	6	6	6	6
	A	6	6	6	6	6	6

METRAL P/N	ROW	CONTACT CODE MOD. I					
		1	2	3	4	5	6
85851-X17	D	20	6	6	6	6	6
SEE NOTE 11 LEAD FREE OPTION	C	20	6	6	6	6	6
	B	20	6	6	6	6	6
	A	20	6	6	6	6	6

METRAL P/N	ROW	CONTACT CODE MOD. I					
		1	2	3	4	5	6
85851-X18	D	19	2	2	2	2	2
SEE NOTE 11 LEAD FREE OPTION	C	19	2	2	2	2	2
	B	19	2	2	2	2	2
	A	19	2	2	2	2	2

METRAL P/N	ROW	CONTACT CODE MOD. I					
		1	2	3	4	5	6
85851-X19	D	1	1	1	1	1	1
SEE NOTE 11 LEAD FREE OPTION	C	1	1	1	1	1	1
	B	3	1	1	1	3	1
	A	1	1	1	1	1	1

METRAL P/N	ROW	CONTACT CODE MOD. I					
		1	2	3	4	5	6
85851-X20	D	4	3	4	2	2	2
SEE NOTE 11 LEAD FREE OPTION	C	4	3	4	2	2	2
	B	4	3	4	2	2	2
	A	4	3	4	2	2	2

METRAL P/N	ROW	CONTACT CODE MOD. I					
		1	2	3	4	5	6
85851-X21	D	3	3	3	3	3	3
SEE NOTE 11 LEAD FREE OPTION	C	3	3	3	3	3	3
	B	3	3	3	3	3	3
	A	1	3	3	3	3	3

METRAL P/N	ROW	CONTACT CODE MOD. I					
		1	2	3	4	5	6
85851-X22	D	4	4	2	3	3	2
SEE NOTE 11 LEAD FREE OPTION	C	4	4	2	3	3	2
	B	4	4	2	3	3	2
	A	4	4	2	3	3	2

METRAL P/N	ROW	CONTACT CODE MOD. I					
		1	2	3	4	5	6
85851-X23	D	8	8	6	7	7	6
SEE NOTE 11 LEAD FREE OPTION	C	8	8	6	7	7	6
	B	8	8	6	7	7	6
	A	8	8	6	7	7	6

METRAL P/N	ROW	CONTACT CODE MOD. I					
		1	2	3	4	5	6
85851-X24	D	4	4	4	2	2	2
SEE NOTE 11 LEAD FREE OPTION	C	2	2	2	2	2	2
	B	2	2	2	2	2	2
	A	4	4	4	2	2	2

METRAL P/N	ROW	CONTACT CODE MOD. I					
		1	2	3	4	5	6
85851-X25	D	2	2	2	4	2	2
SEE NOTE 11 LEAD FREE OPTION	C	2	2	2	2	2	2
	B	2	2	2	2	2	2
	A	2	2	2	4	2	2

METRAL P/N	ROW	CONTACT CODE MOD. I					
		1	2	3	4	5	6
85851-X26	D	3	3	4	4	2	19
SEE NOTE 11 LEAD FREE OPTION	C	3	3	4	4	2	19
	B	3	3	4	4	2	19
	A	3	3	4	4	2	19

METRAL P/N	ROW	CONTACT CODE MOD. I					
		1	2	3	4	5	6
85851-X27	D	7	7	6	8	8	20
SEE NOTE 11 LEAD FREE OPTION	C	7	7	6	8	8	20
	B	7	7	6	8	8	20
	A	7	7	6	8	8	20

This document is the property of and embodies CONFIDENTIAL and PROPRIETARY information of FCI. No part of the information shown on this document may be used in any way or disclosed to others without the written consent of FCI. Copyright FCI.

mat'l code				tolerances unless otherwise specified		CUSTOMER	FCI www.fciconnect.com
ltr	ecn no.	dr	date				
AC				linear	0.X ±0.3	COPY	
					0.XX ±0.13	projection	title: METRAL SIGNAL HEADER 1 MOD, 4 ROW PRESS-FIT
					.XXX ±.051		
				angles	0° ±2°		
				dr	T.BRUNGARD 11/19/99	MM	product family: METRAL; code: 213
				engr	M.STRAWSER 11/19/99		
				chr	M.STRAWSER 11/19/99	scale 1:1	size: A; dwg no: 85851; sheet: 3
				appd	M.STRAWSER 02/29/00		
sheet index	revision sheet						cage code: 22526

REV E · 2006-04-18

Pro/E

METRAL P/N	ROW	CONTACT CODE MOD. I					
		1	2	3	4	5	6
85851-X28	D	1	1	20	5	5	5
SEE NOTE 11 LEAD FREE OPTION	C	1	1	20	5	5	5
	B	1	1	20	5	5	5
	A	1	1	20	5	5	5

METRAL P/N	ROW	CONTACT CODE MOD. I					
		1	2	3	4	5	6
85851-X29	D	3	3	4	4	3	3
	C	3	3	3	3	1	3
SEE NOTE 11 LEAD FREE OPTION	B	3	3	3	3	3	3
	A	13	13	13	13	13	13

METRAL P/N	ROW	CONTACT CODE MOD. I					
		1	2	3	4	5	6
85851-X30	D	1	1	3	1	1	1
	C	1	1	3	1	1	1
SEE NOTE 11 LEAD FREE OPTION	B	1	1	1	1	1	3
	A	1	1	1	1	1	3

METRAL P/N	ROW	CONTACT CODE MOD. I						
		1	2	3	4	5	6	AC
85851-X31	D	2	2	19	2	19	2	
	C	2	2	19	2	19	2	
SEE NOTE 11 LEAD FREE OPTION	B	2	1	19	2	19	2	
	A	2	2	19	2	19	2	

NOTES:

1. FOR DIM A AND B SEE SHEET 2 AND UP.

2. BODY MATERIAL: LIQUID CRYSTAL

   POLYMER 30 % GLASS.

   FLAME RETARDANT ACC. UL 94-V0.

3. PIN MATERIAL:
   PHOSPHOR BRONZE.

4. PLATING ON PRESS-FIT TAIL:
   85851 -XYY IS SnPb
   85851-XYYLF IS SN (LEAD FREE)
   PLATING ON CONTACT AREA CONFORMS TO PERFORMANCE LEVEL SHOWN IN TABLE.

5. PRODUCT MARKING:
   PART NUMBER DESIGNATION & BATCH I.D.

6. ALL PRODUCTS WITH PART NUMBERS SHOWN IN SUBSEQUENT TABLES WILL BE PACKAGED IN TUBES. IF TRAY PACKAGING IS REQUIRED, A SUFFIX "P" WILL BE ADDED TO THE END OF THE PART NUMBER. EXAMPLE: XXXXX-XXXP OR XXXXX-XXXPLF

7. PRODUCT SPECIFICATION GS-12-180
   APPLICATION SPECIFICATION BUS-20-073

(8.) AFTER INSERTION INTO CIRCUIT BOARD WITH QUALIFIED TOOL.

(9.) -A PLATING HAS Au FLASH IN PRESS FIT AREA (LEAD FREE).

(10.) THE PRODUCTS WHERE THE PART NUMBER ENDS IN LF MEET THE EUROPEAN UNION DIRECTIVES AND OTHER COUNTRY REGULATIONS AS DESCRIBED IN GS-22-008.

(11) FOR LEAD FREE PART NUMBERS, ADD AN "LF" SUFFIX.
EXAMPLE: 85851-X01LF

12. ALL PRODUCTS EXCEPT THOSE WITH PART NUMBERS CONTAINING (DRAWING NO.)-N1--- OR (DRAWING NO.)-N5---WILL WITHSTAND EXPOSURE TO 260°C FOR 60 SECONDS IN A CONVECTION, INFRA-RED OR VAPOR PHASE REFLOW OVEN. PART NUMBERS (DRAWING NO.)-N1--- AND (DRAWINGS NO.)-N5---WILL NOT WITHSTAND REFLOW AND Au CONTACT SURFACE OF THE CONTACTS SHALL BE EXPOSED TO A MAXIMIM 140°C FOR NO LONGER THAN 15 SECONDS IN A WAVE SOLDER APPLICATION.

ltr	ecn no.	dr	date
AC			

sheet	revision
index	sheet

mat'l code --

tolerances unless otherwise specified

linear	0.X ±0.3
	0.XX ±0.13
	.XXX ±.051
angles	0° ±2°
dr	T.BRUNGARD 11/19/99
engr	M.STRAWSER 11/19/99
chr	M.STRAWSER 11/19/99
appd	M.STRAWSER 02/29/00

CUSTOMER COPY

projection

MM

scale 1:1

FCI www.fciconnect.com

title METRAL SIGNAL HEADER 1 MOD, 4 ROW PRESS-FIT

product family METRAL

code 213

size A

dwg no 85851

sheet 4

cage code 22526

Pro/E

This document is the property of and embodies CONFIDENTIAL and PROPRIETARY information of FCI. No part of the information shown on this document may be used in any way or disclosed to others without the written consent of FCI. Copyright FCI.

REV E - 2006-04-18


Компания «ЭлектроПласт» предлагает заключение долгосрочных отношений при поставках импортных электронных компонентов на взаимовыгодных условиях!

Наши преимущества:

- Оперативные поставки широкого спектра электронных компонентов отечественного и импортного производства напрямую от производителей и с крупнейших мировых складов;
- Поставка более 17-ти миллионов наименований электронных компонентов;
- Поставка сложных, дефицитных, либо снятых с производства позиций;
- Оперативные сроки поставки под заказ (от 5 рабочих дней);
- Экспресс доставка в любую точку России;
- Техническая поддержка проекта, помощь в подборе аналогов, поставка прототипов;
- Система менеджмента качества сертифицирована по Международному стандарту ISO 9001;
- Лицензия ФСБ на осуществление работ с использованием сведений, составляющих государственную тайну;
- Поставка специализированных компонентов (Xilinx, Altera, Analog Devices, Intersil, Interpoint, Microsemi, Aeroflex, Peregrine, Syfer, Eurofarad, Texas Instrument, Miteq, Cobham, E2V, MA-COM, Hittite, Mini-Circuits,General Dynamics и др.);

Помимо этого, одним из направлений компании «ЭлектроПласт» является направление «Источники питания». Мы предлагаем Вам помощь Конструкторского отдела:

- Подбор оптимального решения, техническое обоснование при выборе компонента;
- Подбор аналогов;
- Консультации по применению компонента;
- Поставка образцов и прототипов;
- Техническая поддержка проекта;
- Защита от снятия компонента с производства.



Как с нами связаться

Телефон: 8 (812) 309 58 32 (многоканальный)
Факс: 8 (812) 320-02-42
Электронная почта: org@eplast1.ru
Адрес: 198099, г. Санкт-Петербург, ул. Калинина, дом 2, корпус 4, литера А.