

## Advantages of a Full Featured 700 Series Relay

Since the launch of the 700 series relays in 2000, this product line has continuously evolved both functionally and visually. The 700 series product line has the perfect mix of historical Magnecraft relay quality combined with a dynamic arsenal of options. When mated with the Magnecraft sockets and accessories, these RoHs compliant relays provide a complete modular system that will meet all your plug-in relay requirements in a package that is both visually appealing and functionally outstanding.

- Offers a “one stop solution” for your power management system.
- Several Contact configurations and materials to meet your individual needs.
- Plug-In switching capabilities from 10 mA to 20 Amps.
- Several Feature Code and Operation combinations available for all budgets.
- Ejector clips, ribbed relay housings and space-saving sockets allow for easy removal from crowded DIN rails.
- Color and appearance designed for high visibility in all environments.
- Wiring diagrams include NEMA and IEC standards.
- Engineering availability allows for customized relay solutions.




**Removable Lock-Down Door**  
When Activated, Locks Push Button and Contacts in the Powered Position.

**Color-Coded Push Button**  
Allows Manual Operation of Relay.  
AC Coils Red or DC Coils Blue.

**Finger Grip Cover**  
Easy Removal of Relay from Socket.

**Gold Flashed Contacts**  
Prevents Premature Oxidation and Increases Shelf-life.



**Contact Viewing Window**  
Shows Position of Contacts.

**Isolated Input and Output Terminals**  
Separates Control Circuits from Load Circuits.



**Slim Design**  
Minimizes Space on DIN Rail.

**Module Compatible**  
Allows for Optional Protection or LED Modules to be Used With Sockets.



**2-Way Side or DIN Rail Mounting System**  
Retrofits Existing Panel Mounting and 35mm DIN Rail.


# The Complete System Solution!

**Flag Indicator**  
Shows Relay Status in Manual or Powered Condition.



**Bi-Polar LED Status Lamp**  
Shows Coil "ON" or "OFF" Status.

**I.D. Tag/Write-On Plastic Label**  
Used for Identification of Relays in Multi-Relay Circuits.



**Mating Hold-Down Clip Available**  
Safely Secures Relay to Socket.



**Finger-Safe**  
Protects Operators from Live Circuits.

**I.D. Tag/Write-On Plastic Label**  
Used to Match Wire Identification Tags with Socket Connections.

**Internal Coil Bus Jumper System**  
Allows Connection to Adjacent Sockets Without Additional Wiring.



## Advantages of a Plain Cover 700 Series Relay

The Plain Cover Super Series relays support budget minded applications with premium performance. Maintaining the same ratings and internal components as the Full Feature Series; the Plain Cover Series perform as well as premium relays while maintaining low costs by offering several option configurations.

- Offers a “one stop solution” for your power management system.
- Several Contact configurations and materials to meet your individual needs.
- Plug-In switching capabilities from 10 mA to 20 Amps.
- Several Feature Code and Operation combinations available for all budgets.
- Ejector clips, ribbed relay housings and space-saving sockets allow for easy removal from crowded DIN rails.
- Color and appearance designed for high visibility in all environments.
- Wiring diagrams include NEMA and IEC standards.
- Engineering availability allows for customized relay solutions.



**Contact Viewing Window**  
Shows Position of Contacts.

**Gold Flashed Contacts**  
Prevents Premature Oxidation and Increases Shelf-life.

**Isolated Input and Output Terminals**  
Separates Control Circuits from Load Circuits.



**Slim Design**  
Minimizes Space on DIN Rail.

**Module Compatible**  
Allows for Optional Protection or LED Modules to be Used With Sockets.



**2-Way Side or DIN Rail Mounting System**  
Retrofits Existing Panel Mounting and 35mm DIN Rail.

**Finger Grip Cover**  
Easy Removal of Relay from Socket.

# The Complete System Solution!

**Flag Indicator**  
Shows Relay Status in Manual or Powered Condition.




**Optional Bi-Polar LED Status Lamp**  
Shows Coil "ON" or "OFF" Status.

**I.D. Tag/Write-On Plastic Label**  
Used for Identification of Relays in Multi-Relay Circuits.


**Mating Hold-Down Clip Available**  
Safely Secures Relay to Socket.



**Finger-Safe**  
Protects Operators from Live Circuits.



# 784 Ice Cube Relays/4PDT, 15 Amp Rating (DC & AC)

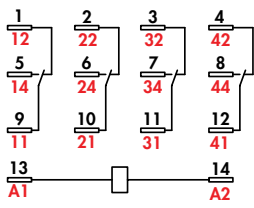


## General Specifications

(UL 508)

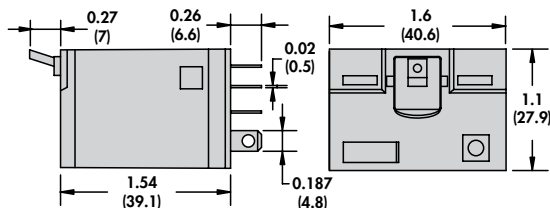
Contact Characteristics		Units	784XDX
Number and type of Contacts			4PDT
Contact materials			Silver Alloy
Thermal (Carrying) Current		A	15
Maximum Switching Voltage		V	300
Switching Current @ Voltage	~	Resistive	15A @ 120V 50/60Hz
	~	Resistive	12A @ 277V 50/60Hz
	~	Resistive	12A @ 28V
	~	HP	1/2 @ 120VAC
	~	HP	3/4 @ 250 VAC
	~	Pilot Duty	B300
Minimum Switching Requirement		mA	100 @ 5VDC (.5W)
Coil Characteristics			
Voltage Range	~	V	6...240
	~	V	6...125
Operating Range	% of Nominal	~	85% to 110%
		~	80% to 110%
Average consumption	~	VA	1.5
	~	W	1.5
Drop-out voltage threshold	~		15%
	~		10%
Performance Characteristics			
Electrical Life (UL508)	Operations @ Rated Current	(Resistive)	200,000
Mechanical Life	Unpowered		10,000,000
Operating time (response time)		ms	20
Dielectric strength	Between coil and contact	~	V(rms) 2500
	Between poles	~	V(rms) 2500
	Between contacts	~	V(rms) 2500
Environment			
Product certifications	Standard version		UL, CSA, CE
Ambient air temperature around the device	Storage	°C	-40...+85
	Operation	°C	-40...+55
Vibration resistance	Operational	g-n	3, 10 - 55 Hz
Shock resistance		g-n	10
Degree of protection			IP 40
Weight		grams	80

### 784XDX

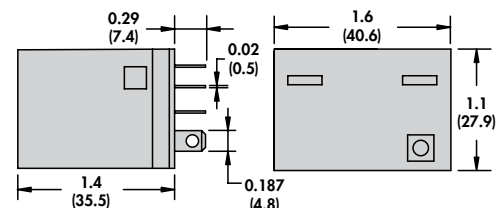


Wiring Diagram  
Bottom View

### Full Featured Dimensions



### Plain Cover Dimensions





Full Featured



Plain Cover

Standard Part Numbers

**BOLD-FACED PART NUMBERS ARE NORMALLY STOCKED**

Nominal Voltage	Coil Resistance	4PDT Part Number (Full Feature) 15 Amp	4PDT Part Number (Plain Cover) 15 Amp
AC Operated			
6 VAC 50/60 Hz	5.4 Ohms	784XDXM4L-6A	<b>784XDXC-6A</b>
12 VAC 50/60 Hz	21.2 Ohms	784XDXM4L-12A	<b>784XDXC-12A</b>
24 VAC 50/60 Hz	84.5 Ohms	<b>784XDXM4L-24A</b>	<b>784XDXC-24A</b>
120 VAC 50/60 Hz	2220 Ohms	<b>784XDXM4L-120A</b>	<b>784XDXC-120A</b>
220-230 VAC 50/60 Hz	7360 Ohms	<b>784XDXM4L-220/230A</b>	<b>784XDXC-220/230A</b>
240 VAC 50/60 Hz	9120 Ohms	<b>784XDXM4L-240A</b>	<b>784XDXC-240A</b>
DC Operated			
6 VDC	24 Ohms	784XDXM4L-6D	<b>784XDXC-6D</b>
12 VDC	96 Ohms	<b>784XDXM4L-12D</b>	<b>784XDXC-12D</b>
24 VDC	388 Ohms	<b>784XDXM4L-24D</b>	<b>784XDXC-24D</b>
48 VDC	1550 Ohms	784XDXM4L-48D	<b>784XDXC-48D</b>
110-125 VDC	7340 Ohms	<b>784XDXM4L-110/125D</b>	<b>784XDXC-110/125D</b>

Custom Relay Part Number Builder

Series	Contact Configuration	Cover Options	Terminal Style	Feature Options	Coil Voltage
784	XDX	Full Feature = No Code Plain Cover = C	Plug In = No Code PC terminal = T	Side Push Button = M Locking Push Button = M4 Bi-Polar LED = L	VAC = 6 - 240A VDC = 6 - 125D

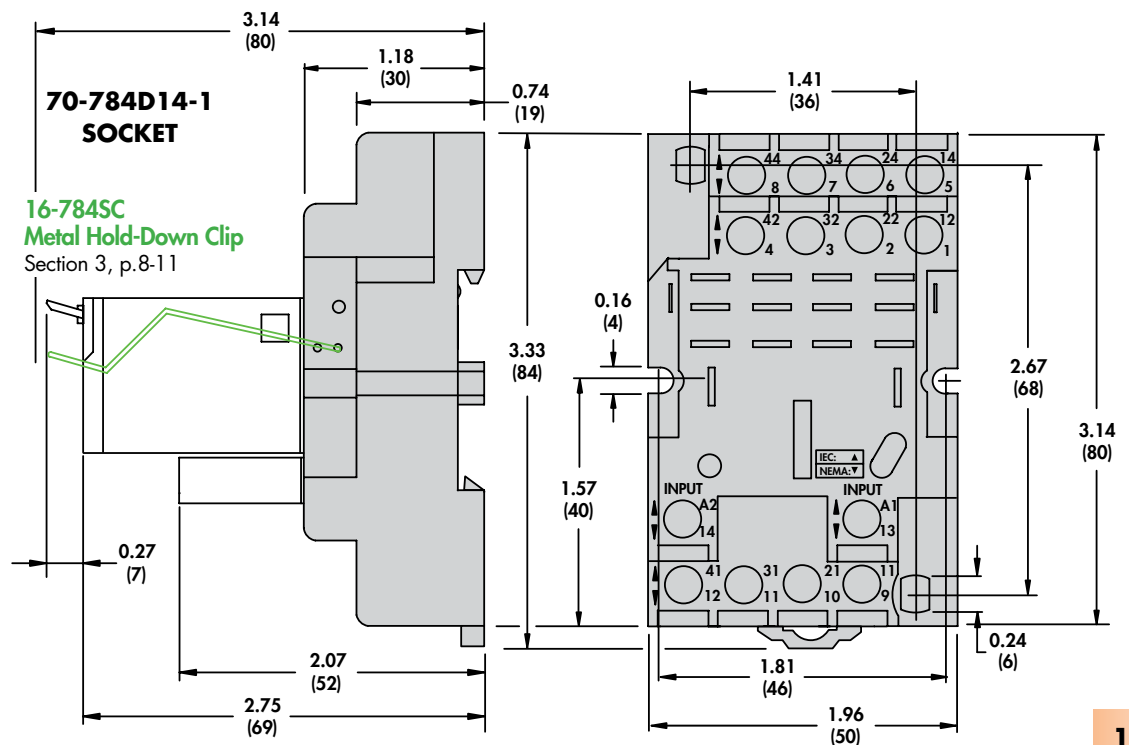
Relay Adapters



**16-784C1**  
Section 3, p.14-16



**16-784C**  
Section 3, p.14-16





Компания «ЭлектроПласт» предлагает заключение долгосрочных отношений при поставках импортных электронных компонентов на взаимовыгодных условиях!

Наши преимущества:

- Оперативные поставки широкого спектра электронных компонентов отечественного и импортного производства напрямую от производителей и с крупнейших мировых складов;
- Поставка более 17-ти миллионов наименований электронных компонентов;
- Поставка сложных, дефицитных, либо снятых с производства позиций;
- Оперативные сроки поставки под заказ (от 5 рабочих дней);
- Экспресс доставка в любую точку России;
- Техническая поддержка проекта, помощь в подборе аналогов, поставка прототипов;
- Система менеджмента качества сертифицирована по Международному стандарту ISO 9001;
- Лицензия ФСБ на осуществление работ с использованием сведений, составляющих государственную тайну;
- Поставка специализированных компонентов (Xilinx, Altera, Analog Devices, Intersil, Interpoint, Microsemi, Aeroflex, Peregrine, Syfer, Eurofarad, Texas Instrument, Miteq, Cobham, E2V, MA-COM, Hittite, Mini-Circuits, General Dynamics и др.);

Помимо этого, одним из направлений компании «ЭлектроПласт» является направление «Источники питания». Мы предлагаем Вам помощь Конструкторского отдела:

- Подбор оптимального решения, техническое обоснование при выборе компонента;
- Подбор аналогов;
- Консультации по применению компонента;
- Поставка образцов и прототипов;
- Техническая поддержка проекта;
- Защита от снятия компонента с производства.



#### Как с нами связаться

**Телефон:** 8 (812) 309 58 32 (многоканальный)

**Факс:** 8 (812) 320-02-42

**Электронная почта:** [org@eplast1.ru](mailto:org@eplast1.ru)

**Адрес:** 198099, г. Санкт-Петербург, ул. Калинина, дом 2, корпус 4, литера А.