

Technology to Inspire Innovation

# ***Preferred Connector Products***

# **JAE**



***JAE Electronics, Inc.***

***For Additional Information Visit [www.jae-connector.com](http://www.jae-connector.com)***

**J**apan Aviation Electronics Industry, Ltd. (JAE) is an international manufacturer and supplier of electronic components and systems. For over four decades, JAE has provided the electronics industry with solutions to complex design requirements. Since its founding, the Company has strived to contribute to society through market-driven, technology-based global business operations under the philosophy: "Technology to Inspire Innovation."

With worldwide and world-class manufacturing certified to ISO 9001 and QS 9000, JAE has made the commitment to meet the global requirements of our customer. In addition to a network of state of the art manufacturing facilities, JAE has technical service offices located around the world, staffed with experts in connector design and application.

This catalog contains a select overview of JAE Connector Products. For in-depth information on our complete product line, and information on new developments, visit JAE's online catalog at [www.jae-connector.com](http://www.jae-connector.com).

Innovative design, quality oriented manufacturing, commitment to our customers and sensitivity to the environment assures JAE's leadership position in the 21<sup>st</sup> century.

## Table of Contents

Product Series	Contact Spacing	Pages
<b>SOCKETS/MEMORY PRODUCTS</b>		
PCMCIA		
JC22.....	1.27mm (.050").....	5
COMPACT FLASH		
JC26C2.....	1.27mm (.050").....	6 - 7
JC26E.....	1.27mm (.050").....	8
JC26F.....	1.27mm (.050").....	9
PCI EXPRESS MINI CARD		
MM60.....	0.8mm (.031").....	10
EXPRESSCARD		
PX10/11.....	1.0mm (.039").....	11 - 12
PX20/22.....	1.0mm (.039") / 0.635mm (.025").....	13 - 14
SMART/SIM CARD		
SF2.....	2.54mm (.100").....	15
SF3.....	2.54mm (.100").....	16
SF6.....	2.54mm (.100").....	17
SF7.....	2.54mm (.100").....	18
SF7 (Slim).....	2.54mm (.100").....	19
SF9.....	2.54mm (.100").....	20
SECURE DIGITAL CARD		
SG5.....	2.50mm (.098").....	21
MINI SECURE DIGITAL CARD (SD)		
ST4.....	1.1mm (.043").....	22
SC1.....	2.50mm (.098").....	23
MICRO SD/TRANSFLASH™		
ST1.....	1.1mm (.043").....	24
ST2.....	1.1mm (.043").....	25

## **BOARD-TO-BOARD CONNECTOR PRODUCTS**

BOARD-TO-BOARD		
AA03.....	0.40mm (.020").....	26
WA6.....	0.40mm (.020").....	27
WH1.....	0.40mm (.020").....	28
AA01A.....	0.50mm (.020").....	29
IL-312.....	0.50mm (.020").....	30
WR.....	0.50mm (.020").....	31 - 32
WB3.....	0.50mm (.020").....	33
IL-WX.....	0.80mm (.031").....	34
KX14/15.....	0.80mm (.031").....	35 - 36
PM1.....	0.80mm (.031").....	37
WM1.....	1.00mm (.039").....	38
WM2.....	1.00mm (.039").....	39
TX24/TX25.....	1.27mm (.050").....	40

## Table of Contents

Product Series	Contact Spacing	Pages
<b>BOARD-TO-BOARD CONNECTOR PRODUCTS</b>		
WIRE-TO-BOARD		
PCB-TO-FPC/FFC		
FB3.....	0.30mm (.012").....	41
FB5.....	0.30mm (.012").....	42
FB6.....	0.30mm (.012").....	43
FF02.....	0.30mm (.012").....	44
FF02S.....	0.30mm (.012").....	45
FB8.....	0.30mm (.012").....	46
FA5.....	0.50mm (.020").....	47
FF03.....	0.50mm (.020").....	48
IL-FPR.....	0.50mm (.020").....	49
PCB-TO-CABLE/FPC		
FI-J.....	0.40mm (.016").....	50 - 51
FI-R.....	0.50mm (.020").....	52 - 53
FI-X.....	1.00mm (.039").....	54 - 55
FI.....	1.25mm (.049").....	56 - 58
PCB-TO-CABLE		
DX2/3.....	0.80mm (.031").....	59
FI-E.....	1.00mm (.039").....	60 - 61
CN10.....		62 - 63
CV10.....		64
IL-Z.....	1.25mm (.049").....	65 - 66
IL-S.....	2.00mm (.079").....	67 - 68
LY.....	2.00mm (.079").....	69
KD10/20.....	2.00mm (.079").....	70
IL-G.....	2.50mm (.098").....	71
<b>INPUT/OUTPUT CONNECTOR PRODUCTS</b>		
PCB-TO-CABLE		
DD1.....	0.50mm (.020").....	72 - 73
DD2.....	0.50mm (.020").....	74 - 75
DG1.....	0.50mm (.020").....	76
RA1.....	0.50mm (.020").....	77
RC1.....	0.50mm (.020").....	78
DA1.....	0.60mm (.024").....	79
DE1.....	1.27mm (.050").....	80
TX20A.....	1.27mm (.050").....	81
DV2.....	1.905mm (.075").....	82 - 84
CIRCULAR		
JN1.....		85 - 86
JN2.....		87 - 88
JB5.....		89


## Table of Contents

<i>Product Series</i>	<i>Contact Spacing</i>	<i>Pages</i>
 <b>INPUT/OUTPUT CONNECTOR PRODUCTS</b>		
<b>CIRCULAR</b>		
JL04V .....		90 - 91
JL05 .....		92 - 93
JB1 .....		94 - 95
SRCN .....		96 - 97
N/MS .....		98 - 99
 <b>FIBER OPTIC PRODUCTS</b>		
FO-FC .....		100
FO-EX .....		101
 <b>AUTOMOTIVE CONNECTOR PRODUCTS</b>		
<b>PCB-TO-CABLE</b>		
MX34 .....	1.1mm (.043") .....	102
MX7 .....	2.30mm (.091") .....	103
IL-AG7 .....	2.50mm (.098") .....	104
MX17 .....	2.50mm (.098") .....	105 - 106
MX23A .....	2.50mm (.098") .....	107 - 108
MX10 .....	2.50mm (.098") .....	109
MX5 .....	3.00mm (.118") .....	110
 <b>PCB-TO-CABLE/CABLE-TO-CABLE</b>		
IL-AG5 .....	2.50mm (.098") .....	111
IL-AG6 .....	2.50mm (.098") .....	112
MX9 .....	3.50mm (.138") .....	113
MX25 .....	6.7mm (2.64") .....	114
MX36 .....	2.50mm (.098") .....	115
 <b>CABLE-TO-CABLE</b>		
IL-AG9 .....	2.50mm (.098") .....	116 - 118
MX19 .....	2.50mm (.098") .....	119

- All JAE connector products shown in this catalog are lead free.
- We reserve the right to modify designs in order to improve quality, keep pace with technological advancements or meet particular requirements in production.
- Products shown in this catalog are made for the applications specified. However, if the above-mentioned products are to be used in aerospace devices, marine cable-connection devices, atomic power control systems, medical equipment for life-support systems, or any other specific application requiring extremely high reliability, please contact JAE for further information. Recommended Applications: Computers, Office Machines, Measuring Devices, Telecommunications Devices (Terminals, Mobile Devices) AV Devices, Household Applications, FA Devices, etc.
- Refer to end of catalog for alphabetical index of products.

# FI SERIES CONNECTORS

## 1.25mm (.049") Contact Spacing, Connector for PCB-to-Cable



### FEATURES

- Socket housing available with or without a shield
- Flex connector available
- Pin header available on embossed tape for automatic SMT mounting
- Dependable pin-type double contacts (post and box)
- Friction lock housing enables secure connections

Refer to Ordering Information for Connector Profiles.

.....

FI Series connectors are designed for board-to-cable applications. High-density 1.25mm (.049") contact spacing SMT single and double row shielded and unshielded versions available. They are used in notebook PCs, VCR's, mobile phones, and other consumer applications, where reduced space is a requirement.

### GENERAL SPECIFICATIONS

Number of Contacts	Single row: 2-6, 8, 10, 15, 20, 25, 30 Double row: 5-21 (every 2 pins), 31, 41
Contact Spacing	1.25mm (.049")
Current Rating	AC/DC 1 Amp per contact
Dielectric Withstanding Voltage	500 VAC r.m.s. (for one minute)
Insulation Resistance	100 megohms min.
Contact Resistance	40 milliohms max.
Operating Temperature	-40°C to +80°C
Applicable Wire Sizes	#28 to #32 AWG
Applicable FPC	.625mm (.025") Center .14mm (.006") Thick

### MATERIALS AND FINISHES

#### • Pin Header

Description	Materials/Finishes
Insulator	Single Row: Glass-filled PPS (UL94V-0, Black) Double Row: Glass-filled LCP (UL94V-0, Beige)
Contact	Copper Alloy Connecting area: Gold 0.1µm min. over Nickel Terminal area: Tin-Lead over Nickel plating
Shell	Copper Alloy/Tin plating
Hold-down	Copper Alloy/Tin over Nickel

#### • FPC

Insulator	Glass-filled PPS (UL94V-0, Black)
Contact	Copper Alloy Connecting area: Gold 0.1 (.000004") min. over Nickel FPC area: Tin over Nickel plating
Shell	Copper Alloy/Tin plating
Slider	Glass-filled PPS (UL94V-0, Brown)

#### • Socket Housing

Housing	Glass-filled PPS (UL94V-0, Black)
Socket Contact	Phosphor Bronze/Gold over Nickel

Consult JAE for other available sizes.

Dimensions and specifications subject to change without notice.

# FI SERIES CONNECTORS

## 1.25mm (.049") Contact Spacing, Connector for PCB-to-Cable

### SINGLE ROW

#### Board Side Receptacle

#### Right Angle Standard Mount Shielded FI-S\*\*\*P-HFE

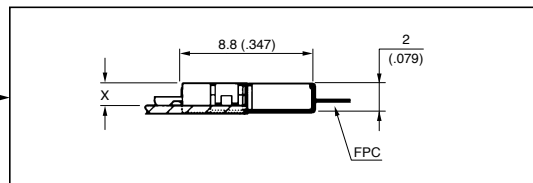
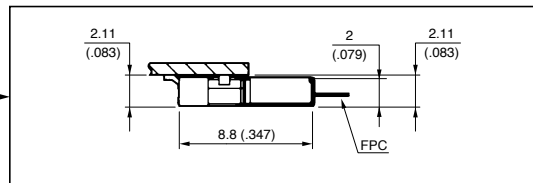
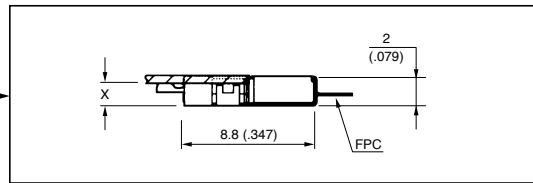
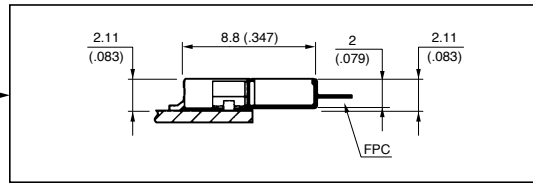
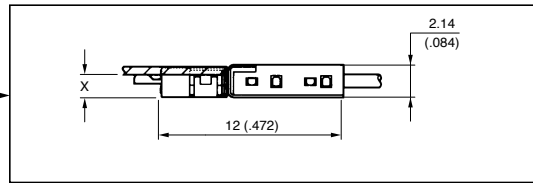
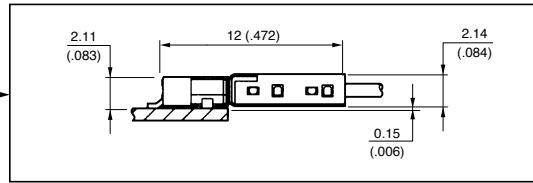
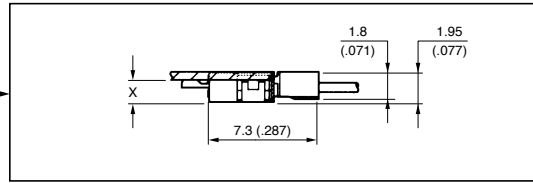
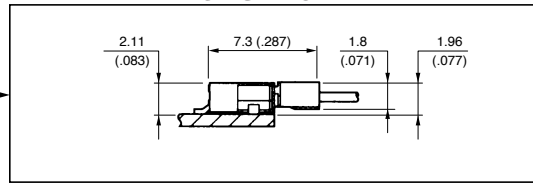


Note: Shielding only available in 20 position.

#### Right Angle Reverse Mount Shielded FI-SEB20P-HFE




Type	Size
HF	1.48 (.058)
HF13	1.3 (.051)
HF10	1.0 (.039)



#### Cable Side Plug Discrete Wire Unshielded FI-S\*\*\*S



#### Socket Contact FI-C3-A1-15000



#### Standard Shielded FI-SE20ME



#### FPC-Reverse FI-SE20MRE



Dimensions in mm (inches).

# FI SERIES CONNECTORS

1.25mm (.049") Contact Spacing, Connector for PCB-to-Cable

DOUBLE ROW

## Board Side Receptacle

Right Angle, Unshielded  
21, 31, 41 Sizes  
FI-W\*P-HFE



## Cable Side Plug

Discrete Wire, Shielded  
21, 31, 41 Sizes  
FI-W\*S



Right Angle, Shielded  
21, 31, 41 Sizes  
FI-WE\*P-HFE



Socket Contact  
FI-C3-A1-15000



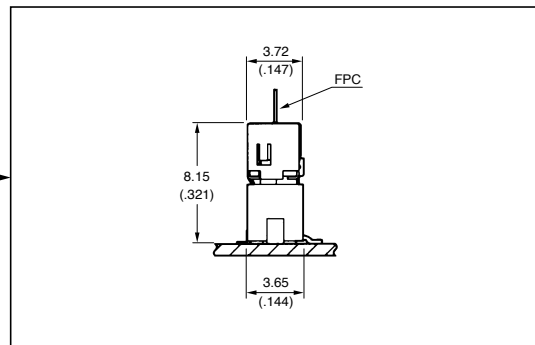
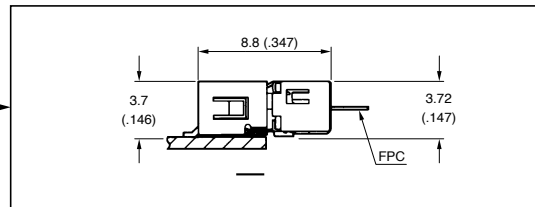
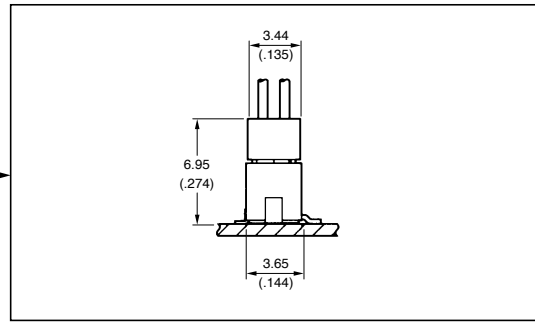
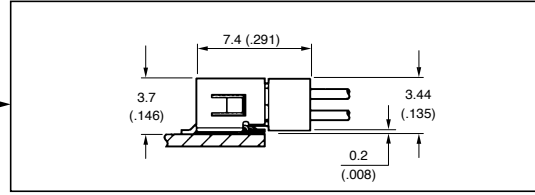
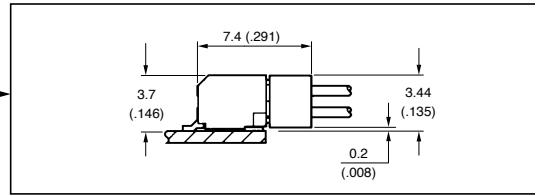
FPC Right Angle, Shielded  
21, 31 Sizes  
FI-W\*MA1



Straight, Shielded  
21, 31 Sizes  
FI-TWE\*P\*-VFE



FPC Straight, Shielded  
21, 31 Sizes  
FI-WE\*MVA1





Technology to Inspire Innovation

# JAE

***“Building Technologies  
to Connect Your World”***



## **Japan Aviation Electronics Industry, Limited**

1-19, Aobadai 3-chome, Meguro-ku  
Tokyo 153-8539, Japan  
Telephone: 03-3780-2736  
Fax: 03-3780-2883

## **JAE Electronics, Inc.**

142 Technology Drive, Suite 100  
Irvine, California 92618-2430, U.S.A.  
Telephone: 949-753-2600  
Fax: 949-753-2699  
800-523-7278 Toll free in the U.S.A.

## **JAE Europe**

Coliseum Business Centre  
Riverside Way, Camberley  
Surrey, GU15 3YL, England  
Telephone: 44-1276-404000  
Fax: 44-1276-404010

## **JAE Taiwan, Ltd.**

4F-1, No. 88, Chung Hsiao E. Rd.  
Sec. 2, Taipei, Taiwan, R.O.C.  
Telephone: 886-2-2396-7676  
Fax: 886-2-2392-5929

## **JAE Hong Kong, Ltd.**

Suites 1407-11, 14/F, Tower 2, The Gateway,  
25 Canton Road, Tsimshatsui, Kowloon, Hong Kong  
Telephone: 852-2723-7782  
Fax: 852-2723-9028

## **JAE Korea, Inc.**

1602, Korea City Air Tower  
159-9 Samsung-Dong, Kangnam-ku  
Seoul, 135-973, Korea  
Telephone: 82-2-551-8959  
Fax: 82-2-551-8958

## **JAE Philippines, Inc.**

PEZA Zone, Gateway Business Park, Javalera  
General Trias, 4107 Cavite, Philippines  
Telephone: 63-46-433-0285  
Fax: 63-46-433-0287

## **JAE Singapore Pte., Ltd.**

33 Tannery Lane, #02-01 Hoesteel  
Industrial Building  
Singapore 347789  
Telephone: 65-6748-1332  
Fax: 65-6748-2920

## **JAE Shanghai Co., Ltd.**

RM 1407, Shanghai Mart 2299 Yanan Rd.  
West Shanghai 200336 P.R.C.  
Telephone: 86-21-6236-0322  
Fax: 86-21-6236-1292

# Mouser Electronics

Authorized Distributor

Click to View Pricing, Inventory, Delivery & Lifecycle Information:

## JAE Electronics:

[FI-S4P-HFE](#) [FI-S2P-HFE](#) [FI-S10P-HFE](#) [FI-S20P-HFE](#) [FI-S3P-HFE](#) [FI-S5P-HFE](#) [FI-S25P-HFE](#) [FI-S30P-HFE](#) [FI-S8P-HFE](#) [FI-WE21MA1](#)



Компания «ЭлектроПласт» предлагает заключение долгосрочных отношений при поставках импортных электронных компонентов на взаимовыгодных условиях!

Наши преимущества:

- Оперативные поставки широкого спектра электронных компонентов отечественного и импортного производства напрямую от производителей и с крупнейших мировых складов;
- Поставка более 17-ти миллионов наименований электронных компонентов;
- Поставка сложных, дефицитных, либо снятых с производства позиций;
- Оперативные сроки поставки под заказ (от 5 рабочих дней);
- Экспресс доставка в любую точку России;
- Техническая поддержка проекта, помощь в подборе аналогов, поставка прототипов;
- Система менеджмента качества сертифицирована по Международному стандарту ISO 9001;
- Лицензия ФСБ на осуществление работ с использованием сведений, составляющих государственную тайну;
- Поставка специализированных компонентов (Xilinx, Altera, Analog Devices, Intersil, Interpoint, Microsemi, Aeroflex, Peregrine, Syfer, Eurofarad, Texas Instrument, Miteq, Cobham, E2V, MA-COM, Hittite, Mini-Circuits, General Dynamics и др.);

Помимо этого, одним из направлений компании «ЭлектроПласт» является направление «Источники питания». Мы предлагаем Вам помощь Конструкторского отдела:

- Подбор оптимального решения, техническое обоснование при выборе компонента;
- Подбор аналогов;
- Консультации по применению компонента;
- Поставка образцов и прототипов;
- Техническая поддержка проекта;
- Защита от снятия компонента с производства.



#### Как с нами связаться

**Телефон:** 8 (812) 309 58 32 (многоканальный)

**Факс:** 8 (812) 320-02-42

**Электронная почта:** [org@eplast1.ru](mailto:org@eplast1.ru)

**Адрес:** 198099, г. Санкт-Петербург, ул. Калинина, дом 2, корпус 4, литера А.