



## Features

- Surface Mount 4 mm Square / Multiturn Cermet / Industrial / Sealed
- Halogen free\*\* with date code 114
- Sealed to withstand board wash processing
- Pick and place centering design, with flush adjustment
- 4mm design meets EIA/EIAJ/IPC/VECI SMD standard trimmer footprint
- Low CRV - 1 %
- RoHS compliant\* - see [processing information](#) on RoHS compliant surface mount trimmers
- For trimmer applications/processing guidelines, [click here](#)

## 3224 - 4 mm SMD Trimpot® Trimming Potentiometer

### Electrical Characteristics

Standard Resistance Range ..... 10 to 2 megohm  
 (see standard resistance table)  
 Resistance Tolerance ..... ±10 % std.  
 Absolute Minimum Resistance ..... 1 % or 2.0 ohms  
 (whichever is greater)  
 Contact Resistance Variation ..... 1 % or 3 ohms max.  
 Resolution ..... Essentially Infinite  
 Insulation Resistance ..... 500 vdc.  
 100 megohms min.  
 Dielectric Strength  
 Sea Level ..... 600 vac (1 minute)  
 Adjustment Angle ..... 12 turns nom.

### Environmental Characteristics

Power Rating (300 volts max.)  
 85 °C ..... 0.25 watt  
 150 °C ..... 0 watt  
 Temperature Range ..... -65 °C to +150 °C  
 Temperature Coefficient ..... ±100 ppm/°C  
 Humidity ..... MIL-STD 202 Method 106  
 TRS ±2 %; IR 10 megohms  
 Vibration ..... 20 G TRS ±1 %; VRS ±1 %  
 Shock ..... 100 G TRS ±1 %; VRS ±1 %  
 Load Life ..... @ 85 °C rated power 1,000 hours  
 TRS ..... 3 ohms or 3 %  
 (whichever is greater)  
 Rotational Cycling ..... 200 cycles  
 TRS ..... 3 ohms or 3 %  
 (whichever is greater)  
 Thermal Shock ..... 5 cycles  
 TRS ±2 %; VRS ±1 %

### Physical Characteristics

Mechanical Stop ..... Wiper idles  
 Torque ..... 180 g-cm max.  
 Weight ..... Approximately 0.01 oz.  
 Marking ..... Manufacturer's code,  
 resistance code and date code  
 Solderability ..... Per MIL-STD-202,  
 Method 208  
 Wiper ..... 50 % (Actual TR) ±10 %  
 Flammability ..... UL94V0  
 Pushover Strength  
 J, G ..... 4.4 lbs.  
 W, X ..... 1 lb.  
 Adjustment Tool ..... H-91

### How To Order

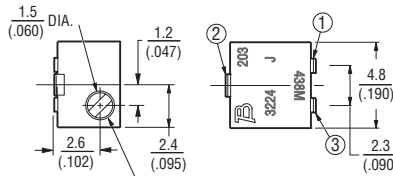
**3224 J - 1 - 502 E**

Model \_\_\_\_\_  
 Style \_\_\_\_\_  
 Standard or Modified Product Indicator \_\_\_\_\_  
 -1= IR Reflow (standard)  
 †-2= Wave Solderable  
 -FW5= .070" ± .010" Shaft Extension  
 Resistance Code \_\_\_\_\_  
 Embossed Tape Designator \_\_\_\_\_  
 E = Style J, G: 500 pcs./7" reel (standard)  
 Style W: 250 pcs./7" reel (standard)  
 Style X: 200 pcs./7" reel (standard)  
 G = Style J, G: 1500 pcs./13" reel (standard)  
 Style W: 1000 pcs./13" reel (standard)  
 Style X: 850 pcs./13" reel (standard)  
 Blank = Style J, G: 1500 pcs./13" reel (FW5)  
 Style W, X: 600 pcs./13" reel (FW5)

Consult factory for other available options.  
 † -2 has a treated stainless steel shaft

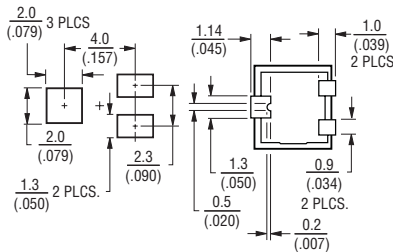
### Product Dimensions

#### 3224J Side Adjust

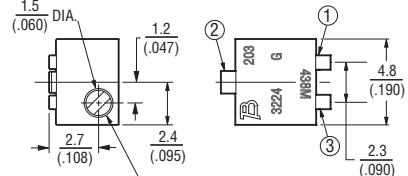


#### ADJUSTMENT SLOT

0.6 (.022) WIDE  
 X 0.5 (.020) DEEP

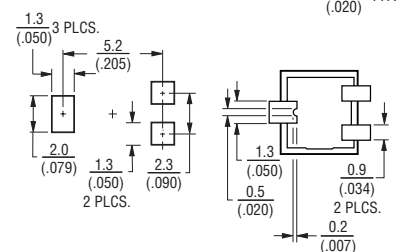


#### 3224G Side Adjust

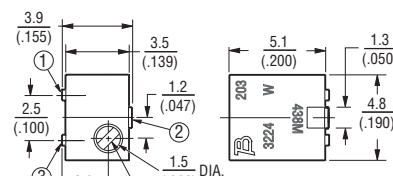


#### ADJUSTMENT SLOT

0.6 (.022) WIDE  
 X 0.5 (.020) DEEP

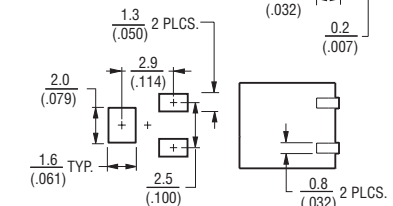


#### 3224W Top Adjust

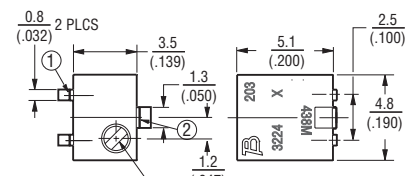


#### ADJUSTMENT SLOT

0.6 (.022) WIDE  
 X 0.5 (.020) DEEP

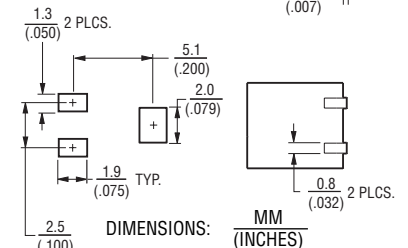


#### 3224X Top Adjust



#### ADJUSTMENT SLOT

0.6 (.022) WIDE  
 X 0.5 (.020) DEEP



\*RoHS Directive 2002/95/EC Jan 27, 2003 including Annex.  
 \*\*Bourns follows the prevailing definition of "halogen free" in the industry. Bourns considers a product to be "halogen free" if (a) the Bromine (Br) content is 900 ppm or less; (b) the Chlorine (Cl) content is 900 ppm or less; and (c) the total Bromine (Br) and Chlorine (Cl) content is 1500 ppm or less. Specifications are subject to change without notice. Customers should verify actual device performance in their specific applications.

## Additional Features

- Top and side adjust styles
- J-hook, and gull-wing

# 3224 - Packaging Specifications

**BOURNS®**

### J & G Styles



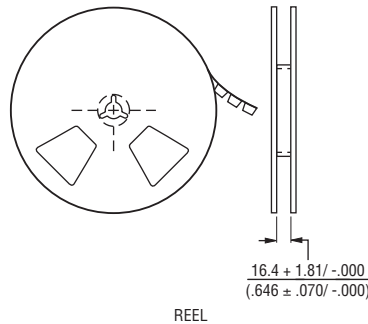
### W Style



### X Style



### W & X Style Reel

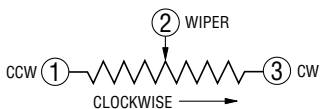


\* Embossed Tape Designator "E"  
 \*\* Embossed Tape Designator "G"  
 (See How To Order chart for further information.)

Cover tape peel strength: Meets EIA specification 481.

\* Embossed Tape Designator "E"  
 \*\* Embossed Tape Designator "G"  
 (See How To Order chart for further information.)

Cover tape peel strength: Meets EIA specification 481.



DIMENSIONS:  $\frac{\text{MM}}{\text{(INCHES)}}$   
 TOLERANCES:  $\pm \frac{0.25}{(.010)}$  EXCEPT WHERE NOTED

### Standard Resistance Table

Resistance (Ohms)	Resistance Code
10	100
20	200
50	500
<b>100</b>	<b>101</b>
<b>200</b>	<b>201</b>
<b>500</b>	<b>501</b>
<b>1,000</b>	<b>102</b>
<b>2,000</b>	<b>202</b>
<b>5,000</b>	<b>502</b>
<b>10,000</b>	<b>103</b>
<b>20,000</b>	<b>203</b>
<b>50,000</b>	<b>503</b>
<b>100,000</b>	<b>104</b>
200,000	204
500,000	504
1,000,000	105
2,000,000	205

Popular distribution values listed in boldface.  
 Special resistances available.

REV. 09/11

"Trimpot" is a registered trademark of Bourns, Inc.  
 Specifications are subject to change without notice.  
 Customers should verify actual device performance in their specific applications.



Компания «ЭлектроПласт» предлагает заключение долгосрочных отношений при поставках импортных электронных компонентов на взаимовыгодных условиях!

Наши преимущества:

- Оперативные поставки широкого спектра электронных компонентов отечественного и импортного производства напрямую от производителей и с крупнейших мировых складов;
- Поставка более 17-ти миллионов наименований электронных компонентов;
- Поставка сложных, дефицитных, либо снятых с производства позиций;
- Оперативные сроки поставки под заказ (от 5 рабочих дней);
- Экспресс доставка в любую точку России;
- Техническая поддержка проекта, помощь в подборе аналогов, поставка прототипов;
- Система менеджмента качества сертифицирована по Международному стандарту ISO 9001;
- Лицензия ФСБ на осуществление работ с использованием сведений, составляющих государственную тайну;
- Поставка специализированных компонентов (Xilinx, Altera, Analog Devices, Intersil, Interpoint, Microsemi, Aeroflex, Peregrine, Syfer, Eurofarad, Texas Instrument, Miteq, Cobham, E2V, MA-COM, Hittite, Mini-Circuits, General Dynamics и др.);

Помимо этого, одним из направлений компании «ЭлектроПласт» является направление «Источники питания». Мы предлагаем Вам помощь Конструкторского отдела:

- Подбор оптимального решения, техническое обоснование при выборе компонента;
- Подбор аналогов;
- Консультации по применению компонента;
- Поставка образцов и прототипов;
- Техническая поддержка проекта;
- Защита от снятия компонента с производства.



#### Как с нами связаться

**Телефон:** 8 (812) 309 58 32 (многоканальный)

**Факс:** 8 (812) 320-02-42

**Электронная почта:** [org@eplast1.ru](mailto:org@eplast1.ru)

**Адрес:** 198099, г. Санкт-Петербург, ул. Калинина, дом 2, корпус 4, литера А.