

# RADIAL LEADS

## SkyCap®/SR Series



### GENERAL INFORMATION

#### AVX SR Series

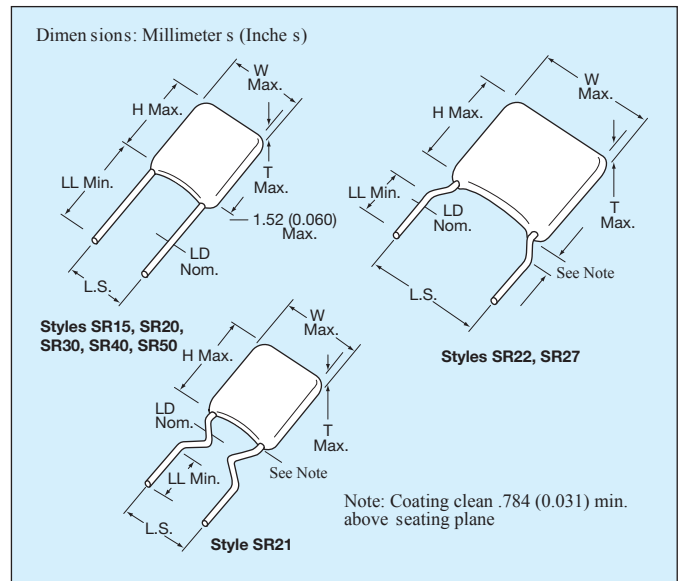
Conformally Coated Radial Ledged MLC

Temperature Coefficients: COG (NP0), X7R, Z5U

200, 100, 50 Volts (300V, 400V & 500V also available)

Case Material: Epoxy

Lead Material: RoHS Compliant, 100% Tin

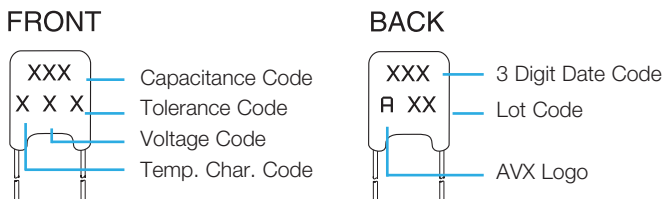


### HOW TO ORDER

SR21	5	E	104	M	A	R	TR1
<b>AVX Style</b>	<b>Voltage</b>	<b>Temperature Coefficient</b>	<b>Capacitance</b>	<b>Capacitance Tolerance</b>	<b>Failure Rate</b>	<b>Leads</b>	<b>Packaging</b>
SR15 SR20 SR21 SR22 SR27 SR30 SR40 SR50	5 = 50V 1 = 100V 2 = 200V 9 = 300V 8 = 400V 7 = 500V	A = COG (NP0) C = X7R E = Z5U	First two digits are the significant figures of capacitance. Third digit indicates the additional number of zeros. For example, order 100,000 pF as 104. (For values below 10pF use "R" in place of decimal point, e.g., 1R4 = 1.4pF)	COG (NP0): C = ±.25pF D = ±.5pF F = ±1% (>50pF only) G = ±2% (>25pF only) J = ±5% K = ±10%	X7R: J = ±5% K = ±10% M = ±20% Z5U: M = ±20% Z = +80% -20%	A = Not Applicable R = RoHS	Blank: Bulk Packaging 1.0" minimum of lead length T: Trimmed leads .230" ± .030" Bulk packaging TR1: Tape and Reel Packaging AP1: Ammopack packaging  See packaging specification pages 33-34



### MARKING



### PACKAGING REQUIREMENTS

	Quantity per Bag
SR15, 20, 21, 22, 27, 30	1000 Pieces
SR40, 50	500 Pieces

Note: SR15, SR20, SR21, SR30, and SR40 available on tape and reel per EIA specifications RS-468. See Pages 33 and 34.

# RADIAL LEADS

## COG (NP0) Dielectric



### SIZE AND CAPACITANCE SPECIFICATIONS

EIA Characteristic

Dimensions: Millimeters (Inches)

AVX Style	SR15	SR20	SR21	SR22	SR27	SR30	SR40	SR50															
AVX "Insertable"	SR07	SR29	SR59	N/A	N/A	SR65	SR75	N/A															
<b>Width (W)</b>	3.81 (.150)	5.08 (.200)	5.08 (.200)	5.08 (.200)	6.604 (.260)	7.62 (.300)	10.16 (.400)	12.70 (.500)															
<b>Height (H)</b>	3.81 (.150)	5.08 (.200)	5.08 (.200)	5.08 (.200)	6.35 (.250)	7.62 (.300)	10.16 (.400)	12.70 (.500)															
<b>Thickness (T)</b>	2.54 (.100)	3.175 (.125)	3.175 (.125)	3.175 (.125)	4.06 (.160)	3.81 (.150)	3.81 (.150)	5.08 (.200)															
<b>Lead Spacing (L.S.)</b>	2.54 (.100)	2.54 (.100)	5.08 (.200)	6.35 (.250)	7.62 (.300)	5.08 (.200)	5.08 (.200)	10.16 (.400)															
<b>Lead Diameter (L.D.)</b>	.508 (.020)	.508 (.020)	.508 (.020)	.508 (.020)	.508 (.020)	.508 (.020)	.508 (.020)	.635 (.025)															
Cap. in.* pF	Industry Preferred Values in Blue	WVDC			WVDC			WVDC			WVDC			WVDC			WVDC						
		200	100	50	200	100	50	200	100	50	200	100	50	200	100	50	100	50	100	50	100	50	
1.0-9.9	SR151A1R0DAR																						
10	<b>SR151A100KAR</b>																						
15	SR....A150KAR																						
22	SR....A220KAR																						
33	SR....A330KAR																						
39	SR....A390KAR																						
47	SR....A470KAR																						
68	SR....A680KAR																						
100	<b>SR151A101KAR</b>																						
150	SR....A151KAR																						
220	SR....A221KAR																						
330	SR....A331KAR																						
390	SR....A391KAR																						
470	SR....A471KAR																						
680	SR....A681KAR																						
1000	<b>SR211A102KAR</b>																						
1500	SR....A152KAR																						
2200	SR....A222KAR																						
3900	SR....A392KAR																						
4700	SR....A472KAR																						
6800	SR....A682KAR																						
8200	SR....A822KAR																						
10,000	SR....A103KAR																						
15,000	SR....A153KAR																						
22,000	SR....A223KAR																						
33,000	SR....A333KAR																						
39,000	SR....A393KAR																						
47,000	SR....A473KAR																						
68,000	SR....A683KAR																						
100,000	SR....A104KAR																						

For other styles, voltages, tolerances and lead lengths see Part No. Codes or contact factory.

\*Other capacitance values available upon special request.

- = Industry preferred values
- = SR20 only

Capacitance ranges available for SR12 and SR07 same as SR15  
 SR62 and SR59 same as SR21  
 SR64 and SR65 same as SR30  
 SR75 same as SR40  
 SR13 same as SR21

**NOTE:** For others voltages, tolerances, electrical specifications and NPO typical characteristics, see the AVX Multilayer Ceramic Leaded Capacitors Catalog.



The Important Information/Disclaimer is incorporated in the catalog where these specifications came from or available online at [www.avx.com/disclaimer/](http://www.avx.com/disclaimer/) by reference and should be reviewed in full before placing any order.

# RADIAL LEADS

## X7R Dielectric






### SIZE AND CAPACITANCE SPECIFICATIONS

EIA Characteristic

Dimensions: Millimeters (Inches)

	AVX Style	SR15			SR20			SR21			SR22			SR27			SR30			SR40			SR50		
		AVX "Insertable"	SR07	SR29	SR59	N/A	N/A	SR65	SR75	N/A	SR65	SR75	N/A	SR65	SR75	N/A	SR65	SR75	N/A	SR65	SR75	N/A	SR65	SR75	N/A
	Width (W)	3.81 (.150)	5.08 (.200)	5.08 (.200)	5.08 (.200)	5.08 (.200)	6.604 (.260)	7.62 (.300)	10.16 (.400)	12.70 (.500)															
	Height (H)	3.81 (.150)	5.08 (.200)	5.08 (.200)	5.08 (.200)	5.08 (.200)	6.35 (.250)	7.62 (.300)	10.16 (.400)	12.70 (.500)															
	Thickness (T)	2.54 (.100)	3.175 (.125)	3.175 (.125)	3.175 (.125)	3.175 (.125)	4.06 (.160)	3.81 (.150)	3.81 (.150)	5.08 (.200)															
	Lead Spacing (L.S.)	2.54 (.100)	2.54 (.100)	5.08 (.200)	5.08 (.200)	6.35 (.250)	7.62 (.300)	5.08 (.200)	5.08 (.200)	10.16 (.400)															
	Lead Diameter (L.D.)	.508 (.020)	.508 (.020)	.508 (.020)	.508 (.020)	.508 (.020)	.508 (.020)	.508 (.020)	.508 (.020)	.635 (.025)															
Cap. in.* pF	Industry Preferred Values in Blue	WVDC			WVDC			WVDC			WVDC			WVDC			WVDC			WVDC			WVDC		
		200	100	50	200	100	50	200	100	50	200	100	50	200	100	50	200	100	50	200	100	50	200	100	50
470	SR...C471KAR																								
1000	SR155C102KAR																								
1500	SR...C152KAR																								
2200	SR...C222KAR																								
3300	SR...C332KAR																								
4700	SR...C472KAR																								
6800	SR...C682KAR																								
10,000	SR215C103KAR																								
15,000	SR...C153KAR																								
22,000	SR...C223KAR																								
33,000	SR...C333KAR																								
47,000	SR...C473KAR																								
68,000	SR...C683KAR																								
100,000	SR215C104KAR																								
150,000	SR...C154KAR																								
220,000	SR215C224KAR																								
330,000	SR...C334KAR																								
390,000	SR...C394KAR																								
470,000	SR305C474KAR																								
1.0 uF	SR305C105KAR																								
2.2 uF	SR405C225KAR																								
2.7 uF	SR505C275KAR																								
4.7 uF	SR505C475KAR																								
10.0 uF	SR655C106KAR																								

For other styles, voltages, tolerances and lead lengths see Part No. Codes or contact factory.

-  = Industry preferred values
-  = Extended range
-  = Extended range with 0.150" thickness maximum

# RADIAL LEADS

## Z5U Dielectric



### SIZE AND CAPACITANCE SPECIFICATIONS

EIA Characteristic

Dimensions: Millimeters (Inches)

AVX Style	SR15	SR20	SR21	SR22	SR27	SR30	SR40	SR50
AVX "Insertable"	SR07	SR29	SR59	N/A	N/A	SR65	SR75	N/A
Width (W)	3.81 (.150)	5.08 (.200)	5.08 (.200)	5.08 (.200)	6.604 (.260)	7.62 (.300)	10.16 (.400)	12.70 (.500)
Height (H)	3.81 (.150)	5.08 (.200)	5.08 (.200)	5.08 (.200)	6.35 (.250)	7.62 (.300)	10.16 (.400)	12.70 (.500)
Thickness (T)	2.54 (.100)	3.175 (.125)	3.175 (.125)	3.175 (.125)	4.06 (.160)	3.81 (.150)	3.81 (.150)	5.08 (.200)
Lead Spacing (L.S.)	2.54 (.100)	2.54 (.100)	5.08 (.200)	6.35 (.250)	7.62 (.300)	5.08 (.200)	5.08 (.200)	10.16 (.400)
Lead Diameter (L.D.)	.508 (.020)	.508 (.020)	.508 (.020)	.508 (.020)	.508 (.020)	.508 (.020)	.508 (.020)	.635 (.025)
Cap. in.* pF	Industry Preferred Values in Blue	WVDC 100 50	WVDC 100 50	WVDC 100 50	WVDC 100 50	WVDC 100 50	WVDC 100 50	WVDC 100 50
10,000	SR155E103ZAR							
47,000	SR.....E473ZAR							
100,000	SR215E104ZAR							
150,000	SR.....E154ZAR							
220,000	SR215E224ZAR							
330,000	SR215E334ZAR							
470,000	SR215E474ZAR							
680,000	SR.....E684ZAR							
1.0 µF	SR.....105ZAR							
1.5 µF	SR30E155ZAR							
2.2 µF	SR30E225ZAR							
3.3 µF	SR30E335ZAR							
4.7 µF	SR30E475ZAR							

For other styles, voltages, tolerances and lead lengths see Part No. Codes or contact factory.

\*Other capacitance values available upon special request.

- = Industry preferred values
- = SR20 only

Capacitance ranges available for SR12 and SR07 same as SR15  
 SR62 and SR59 same as SR21  
 SR64 and SR65 same as SR30  
 SR75 same as SR40  
 SR13 same as SR21

**NOTE:** For others voltages, tolerances, electrical specifications and NPO typical characteristics, see the AVX Multilayer Ceramic Leaded Capacitors Catalog.

### AVX 500 VOLT SKYCAPS\*\*

STYLE*	MAXIMUM CAPACITANCE VALUE	
	C0G (NPO)	X7R
SR29	900 pF	.015 µF
SR20	1800 pF	.033 µF
SR28 SR59	900 pF	.015 µF
SR13 SR21	1800 pF	.033 µF
SR30 SR61 SR65	7200 pF	.12 µF
SR40 SR75	.015 µF	.27 µF
SR22	1800 pF	.033 µF
SR27	1800 pF	.033 µF
SR76	.015 µF	.27 µF

\*Consult pages 27 and 28 for style sizes.

\*\*Voltage rating based on DWV of 150% of rated voltage.



The Important Information/Disclaimer is incorporated in the catalog where these specifications came from or available online at [www.avx.com/disclaimer/](http://www.avx.com/disclaimer/) by reference and should be reviewed in full before placing any order.



Компания «ЭлектроПласт» предлагает заключение долгосрочных отношений при поставках импортных электронных компонентов на взаимовыгодных условиях!

Наши преимущества:

- Оперативные поставки широкого спектра электронных компонентов отечественного и импортного производства напрямую от производителей и с крупнейших мировых складов;
- Поставка более 17-ти миллионов наименований электронных компонентов;
- Поставка сложных, дефицитных, либо снятых с производства позиций;
- Оперативные сроки поставки под заказ (от 5 рабочих дней);
- Экспресс доставка в любую точку России;
- Техническая поддержка проекта, помощь в подборе аналогов, поставка прототипов;
- Система менеджмента качества сертифицирована по Международному стандарту ISO 9001;
- Лицензия ФСБ на осуществление работ с использованием сведений, составляющих государственную тайну;
- Поставка специализированных компонентов (Xilinx, Altera, Analog Devices, Intersil, Interpoint, Microsemi, Aeroflex, Peregrine, Syfer, Eurofarad, Texas Instrument, Miteq, Cobham, E2V, MA-COM, Hittite, Mini-Circuits, General Dynamics и др.);

Помимо этого, одним из направлений компании «ЭлектроПласт» является направление «Источники питания». Мы предлагаем Вам помощь Конструкторского отдела:

- Подбор оптимального решения, техническое обоснование при выборе компонента;
- Подбор аналогов;
- Консультации по применению компонента;
- Поставка образцов и прототипов;
- Техническая поддержка проекта;
- Защита от снятия компонента с производства.



#### Как с нами связаться

**Телефон:** 8 (812) 309 58 32 (многоканальный)

**Факс:** 8 (812) 320-02-42

**Электронная почта:** [org@eplast1.ru](mailto:org@eplast1.ru)

**Адрес:** 198099, г. Санкт-Петербург, ул. Калинина, дом 2, корпус 4, литера А.