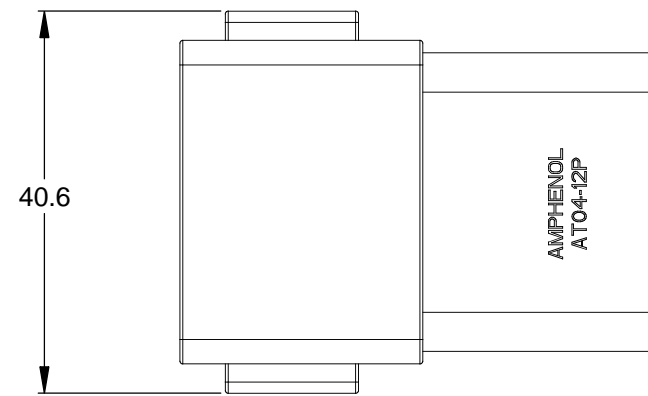
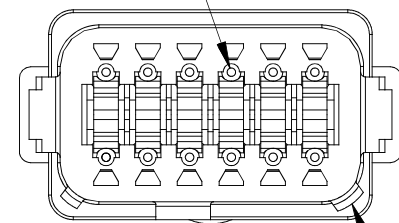


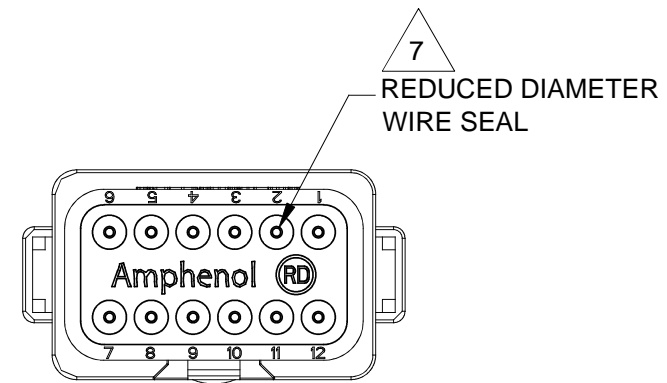
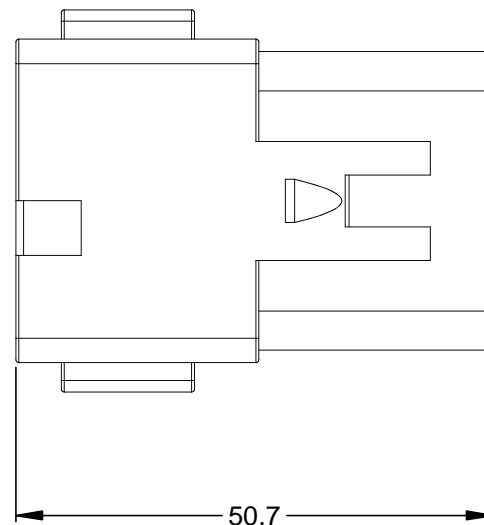
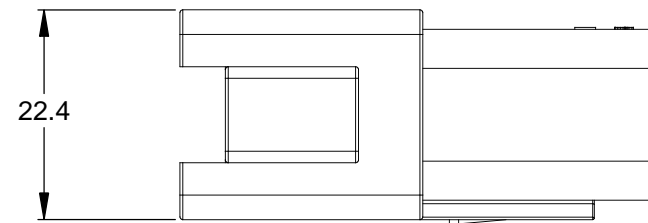
| REVISIONS | | | | | |
|-----------|-----|----------------------------|---------|-----|------|
| REV | ECO | DESCRIPTION | DATE | BY | APPR |
| A3 | - | RELEASE NEW DRAWING FORMAT | 12NOV13 | DRP | - |



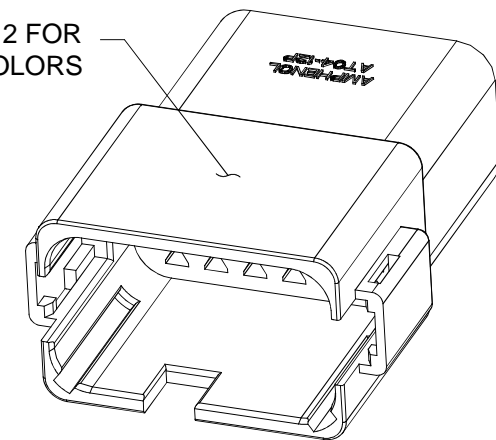
REQUIRES CONTACT RETENTION WEDGE AW12P



1 KEYWAY (3) PLACES



1 REFER TO SHEET 2 FOR AVAILABLE CONNECTOR COLORS



NOTES: UNLESS OTHERWISE SPECIFIED

1 SEE SHEET 2 FOR KEY ARRANGEMENTS AND COLORS.

2. MATERIAL:
HOUSING: THERMOPLASTIC
SEAL: SILICONE RUBBER

3. MODIFICATIONS: REDUCED DIAMETER WIRE SEAL

4. SPECIFICATIONS:
4.1 CURRENT RATING: 13 AMPS
4.2 OPERATING TEMPERATURE: -55°C TO +125°C
4.3 DIELECTRIC WITHSTANDING VOLTAGE: LESS THAN 2 MILLIAMPS CURRENT LEAKAGE @ 1500 VOLTS AC.
4.4 INSULATION RESISTANCE: 1000 MEGOHMS MIN @ 25°C.
4.5 MOISTURE RESISTANCE: IP67 (MATED CONDITION)
4.6 MATING CYCLE DURABILITY: 100 CYCLES
4.7 RoHS COMPLIANT

5. MATING PART: AT06-12SX* PLUG
(X = A,B,C,D KEYS; * = MODIFICATIONS AND COLORS)

6. ALL DIMENSIONS ARE FOR REFERENCE USE ONLY.

7 CONTACT SIZE AND REAR SEAL WIRE RANGE:

| CONTACT SIZE | MIN. INSUL O.D. | MAX. INSUL O.D. | TYPICAL WIRE RANGE |
|--------------|-------------------|-------------------|--------------------|
| 16 | 1.35 mm (.053 in) | 3.05 mm (.120 in) | 14 - 20 AWG |

TITLE: RECEPTACLE, 12 PIN, AT SERIES, KEYED, REDUCED DIA. SEAL

DWG NO: AT04-12PX-RDXXX

REV: A3

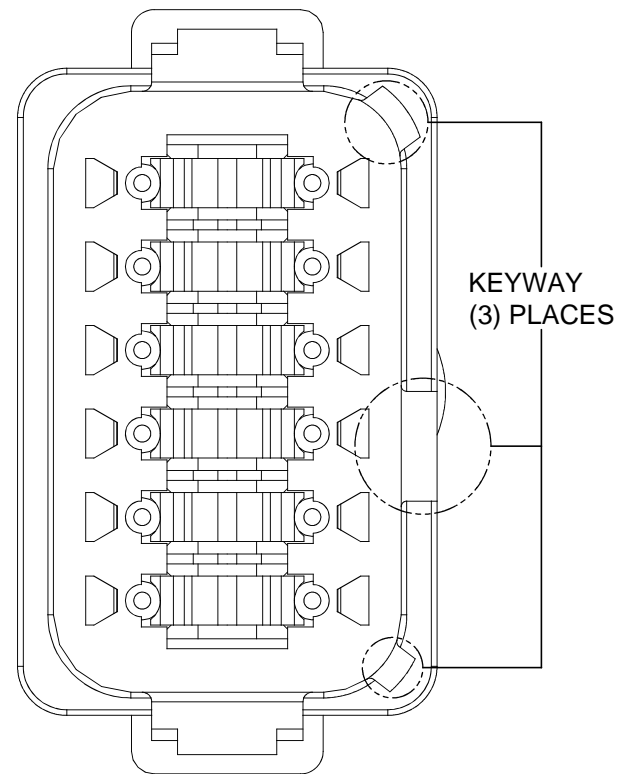
SH: 1

OF: 2

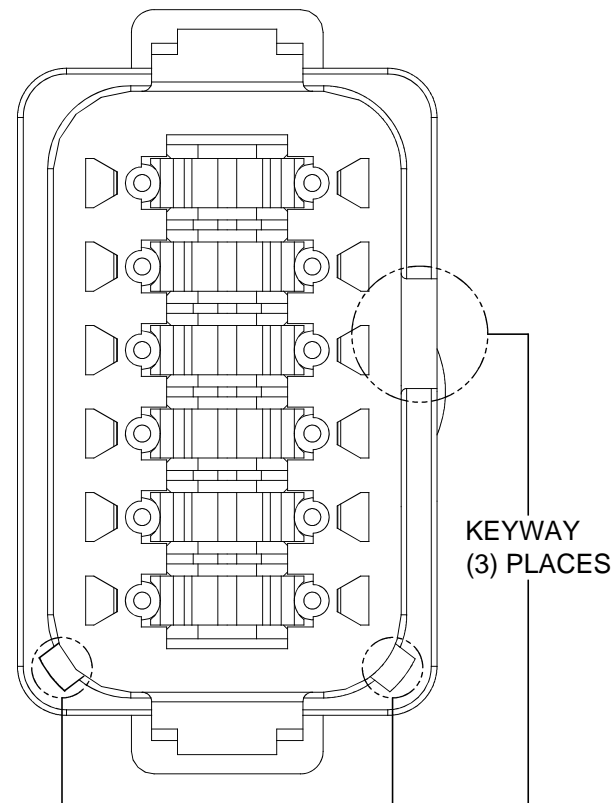
| QUANTITY | SEE SHEET 2 PART NUMBER | DESCRIPTION | ITEM |
|---|---|---|--|
| MATERIALS LIST | | | |
| UNLESS OTHERWISE SPECIFIED 1) All dimensions are in metric(mm). 2) Tolerances are as follows: 1 PL DEC ±0.30 2 PL DEC ±0.15 3 PL DEC ±0.08 Fractions ±1/64 Angles ±1° 3) Note reference = X | | SIGNATURES DRAWN: D.PARKS CHECKED: ENGINEER: APPROVAL: | DATE 12NOV13 |
| MATERIAL SPECIFICATIONS: | | Amphenol Sine Systems - www.amphenol-sine.com 44724 Morley Drive Clinton Township, MI 48036 | |
| PROCESS SPECIFICATIONS: | | RECEPTACLE, 12 PIN, AT SERIES, KEYED, REDUCED DIAMETER WIRE SEAL | |
| NEXT ASSY: | CUSTOMER: THIS DRAWING IS SUPPLIED FOR INFORMATION ONLY. DESIGN FEATURES, SPECIFICATIONS AND PERFORMANCE DATA SHOWN HEREON ARE THE PROPERTY OF THE AMPHENOL CORPORATION. NO RIGHTS OF REPRODUCTION ARE IMPLIED. ALL DIMENSIONS ARE SUBJECT TO NORMAL MANUFACTURING VARIATIONS. | SIZE B C- | DWG NO: AT04-12PX-RDXXX REVISION A3 |
| | | SCALE: NONE | SHEET 1 OF 2 |

| REVISIONS | | | | | |
|-----------|-----|-------------|------|----|------|
| REV | ECO | DESCRIPTION | DATE | BY | APPR |

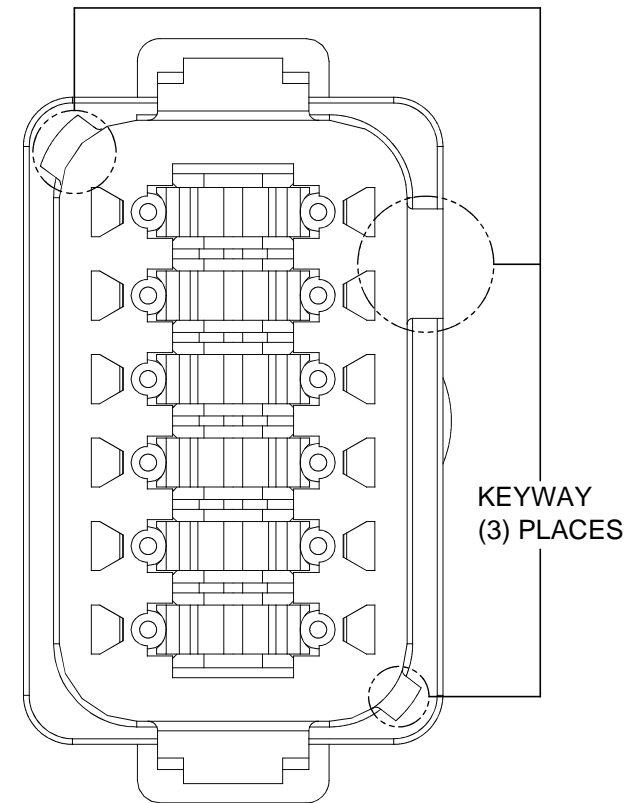
P/N AT04-12PA-RD01
KEY-A CONFIGURATION
STANDARD COLOR: GREY



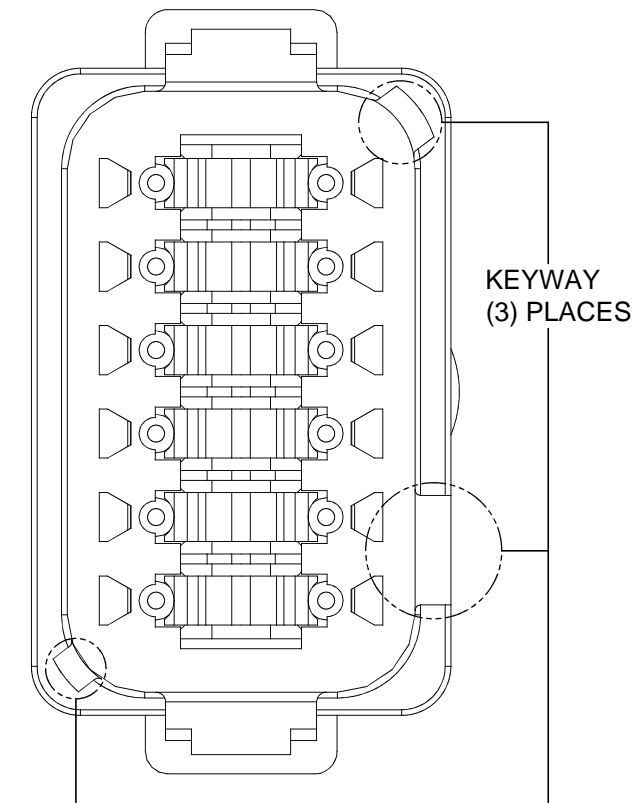
P/N AT04-12PB-RD01
KEY-B CONFIGURATION
STANDARD COLOR: BLACK



P/N AT04-12PC-RD01
KEY-C CONFIGURATION
STANDARD COLOR: GREEN



P/N AT04-12PD-RD01
KEY-D CONFIGURATION
STANDARD COLOR: BROWN



| KEY-A CONFIGURATION | |
|---------------------|-----------------|
| COLOR | PART NUMBER |
| * GREY | AT04-12PA-RD01 |
| BLACK | AT04-12PA-RDBLK |
| GREEN | AT04-12PA-RDGRN |
| BROWN | AT04-12PA-RDBRN |

| KEY-B CONFIGURATION | |
|---------------------|-----------------|
| COLOR | PART NUMBER |
| GREY | AT04-12PB-RDGRY |
| * BLACK | AT04-12PB-RD01 |
| GREEN | AT04-12PB-RDGRN |
| BROWN | AT04-12PB-RDBRN |

| KEY-C CONFIGURATION | |
|---------------------|-----------------|
| COLOR | PART NUMBER |
| GREY | AT04-12PC-RDGRY |
| BLACK | AT04-12PC-RDBLK |
| * GREEN | AT04-12PC-RD01 |
| BROWN | AT04-12PC-RDBRN |

| KEY-D CONFIGURATION | |
|---------------------|-----------------|
| COLOR | PART NUMBER |
| GREY | AT04-12PD-RDGRY |
| BLACK | AT04-12PD-RDBLK |
| GREEN | AT04-12PD-RDGRN |
| * BROWN | AT04-12PD-RD01 |

NOTE:

AN ASTERISKS (*) PLACED BEFORE THE COLOR DENOTES THE STANDARD MOLDED COLOR OF THE CONNECTORS SHOWN ABOVE.

OTHER COLORS SHOWN ARE AVAILABLE VIA SPECIAL ORDER.

TITLE: RECEPTACLE, 12 PIN, AT SERIES, KEYED, REDUCED DIA. SEAL
DWG NO.: AT04-12PX-RDXXX
REV: A3
SH: 2
OF: 2

| QUANTITY | PART NUMBER | DESCRIPTION | ITEM | | | | | | | | | | | | |
|--|-------------|--|----------|------------|---------|----------|---------|----------|-----------------|-----------|--|-----------|--|-----------|--|
| MATERIALS LIST | | | | | | | | | | | | | | | |
| UNLESS OTHERWISE SPECIFIED: 1) All dimensions are in metric (mm). 2) Tolerances are as follows: 1 PL DEC ±0.30 2 PL DEC ±0.15 3 PL DEC ±0.08 Fractions ±1/64 Angles ±1° 3) Note reference = | | <table border="1"> <tr> <th>SIGNATURES</th> <th>DATE</th> </tr> <tr> <td>D.PARKS</td> <td>12NOV13</td> </tr> <tr> <td>CHECKED:</td> <td></td> </tr> <tr> <td>ENGINEER:</td> <td></td> </tr> <tr> <td>APPROVAL:</td> <td></td> </tr> <tr> <td>CUSTOMER:</td> <td></td> </tr> </table> | | SIGNATURES | DATE | D.PARKS | 12NOV13 | CHECKED: | | ENGINEER: | | APPROVAL: | | CUSTOMER: | |
| SIGNATURES | DATE | | | | | | | | | | | | | | |
| D.PARKS | 12NOV13 | | | | | | | | | | | | | | |
| CHECKED: | | | | | | | | | | | | | | | |
| ENGINEER: | | | | | | | | | | | | | | | |
| APPROVAL: | | | | | | | | | | | | | | | |
| CUSTOMER: | | | | | | | | | | | | | | | |
| MATERIAL SPECIFICATIONS: | | <p style="text-align: center;">Amphenol</p> <p style="text-align: center;">Sine Systems - www.amphenol-sine.com 44724 Morley Drive Clinton Township, MI 48036</p> <p style="text-align: center;">RECEPTACLE, 12 PIN, AT SERIES, KEYED, REDUCED DIAMETER WIRE SEAL</p> | | | | | | | | | | | | | |
| PROCESS SPECIFICATIONS: | | | | | | | | | | | | | | | |
| NEXT ASSY: | | | | | | | | | | | | | | | |
| THIS DRAWING IS SUPPLIED FOR INFORMATION ONLY. DESIGN FEATURES, SPECIFICATIONS AND PERFORMANCE DATA SHOWN HEREON ARE THE PROPERTY OF THE AMPHENOL CORPORATION. NO RIGHTS OF REPRODUCTION ARE IMPLIED. ALL DIMENSIONS ARE SUBJECT TO NORMAL MANUFACTURING VARIATIONS. | | <table border="1"> <tr> <th>SIZE</th> <th>TYPE</th> <th>DWG NO.</th> <th>REVISION</th> </tr> <tr> <td>B</td> <td>C-</td> <td>AT04-12PX-RDXXX</td> <td>A3</td> </tr> </table> | SIZE | TYPE | DWG NO. | REVISION | B | C- | AT04-12PX-RDXXX | A3 | | | | | |
| SIZE | TYPE | DWG NO. | REVISION | | | | | | | | | | | | |
| B | C- | AT04-12PX-RDXXX | A3 | | | | | | | | | | | | |
| SCALE: NONE | | SHEET 2 OF 2 | | | | | | | | | | | | | |



Компания «ЭлектроПласт» предлагает заключение долгосрочных отношений при поставках импортных электронных компонентов на взаимовыгодных условиях!

Наши преимущества:

- Оперативные поставки широкого спектра электронных компонентов отечественного и импортного производства напрямую от производителей и с крупнейших мировых складов;
- Поставка более 17-ти миллионов наименований электронных компонентов;
- Поставка сложных, дефицитных, либо снятых с производства позиций;
- Оперативные сроки поставки под заказ (от 5 рабочих дней);
- Экспресс доставка в любую точку России;
- Техническая поддержка проекта, помощь в подборе аналогов, поставка прототипов;
- Система менеджмента качества сертифицирована по Международному стандарту ISO 9001;
- Лицензия ФСБ на осуществление работ с использованием сведений, составляющих государственную тайну;
- Поставка специализированных компонентов (Xilinx, Altera, Analog Devices, Intersil, Interpoint, Microsemi, Aeroflex, Peregrine, Syfer, Eurofarad, Texas Instrument, Miteq, Cobham, E2V, MA-COM, Hittite, Mini-Circuits, General Dynamics и др.);

Помимо этого, одним из направлений компании «ЭлектроПласт» является направление «Источники питания». Мы предлагаем Вам помощь Конструкторского отдела:

- Подбор оптимального решения, техническое обоснование при выборе компонента;
- Подбор аналогов;
- Консультации по применению компонента;
- Поставка образцов и прототипов;
- Техническая поддержка проекта;
- Защита от снятия компонента с производства.



Как с нами связаться

Телефон: 8 (812) 309 58 32 (многоканальный)

Факс: 8 (812) 320-02-42

Электронная почта: org@eplast1.ru

Адрес: 198099, г. Санкт-Петербург, ул. Калинина, дом 2, корпус 4, литера А.