

LSM Series

Features

- Snap-in terminal type
- 105°C, 3,000 hours assured
- RoHS Compliance



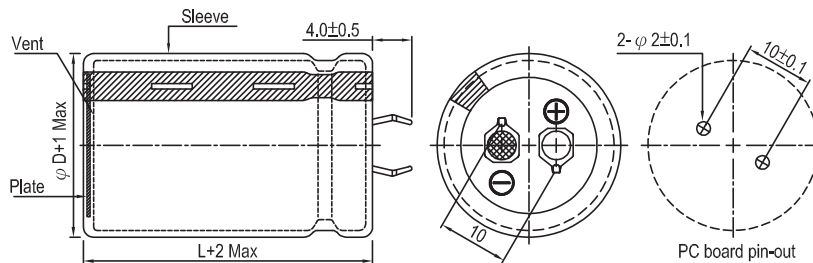
Sleeve & Marking Color: Black & White

Specifications

Items	Performance																																																
Category	16 ~ 100V	160 ~ 500V																																															
Temperature Range	-40°C ~ +105°C	-25°C ~ +105°C																																															
Capacitance Tolerance	±20% (at 120Hz, 20°C)																																																
Leakage Current (at 20°C)	I = 3√CV or 1.5 mA whichever is smaller (after 5 minutes) Where, C = rated capacitance in μF, V = rated DC working voltage in V																																																
Tanδ (at 120Hz, 20°C)	<table border="1"> <thead> <tr> <th>Rated Voltage</th> <th>16</th> <th>25</th> <th>35</th> <th>50</th> <th>63</th> <th>80</th> <th>100</th> <th>160</th> <th>200</th> <th>250</th> <th>350</th> <th>400</th> <th>420</th> <th>450</th> <th>500</th> </tr> </thead> <tbody> <tr> <td>Tanδ (max)</td> <td>0.50</td> <td>0.45</td> <td>0.40</td> <td>0.35</td> <td>0.30</td> <td>0.25</td> <td>0.20</td> <td>0.10*</td> <td>0.10*</td> <td>0.10*</td> <td>0.15</td> <td>0.15</td> <td>0.15</td> <td>0.15</td> <td>0.15</td> </tr> </tbody> </table> <p>*: 0.15 for φ D = 35mm</p>		Rated Voltage	16	25	35	50	63	80	100	160	200	250	350	400	420	450	500	Tanδ (max)	0.50	0.45	0.40	0.35	0.30	0.25	0.20	0.10*	0.10*	0.10*	0.15	0.15	0.15	0.15	0.15															
Rated Voltage	16	25	35	50	63	80	100	160	200	250	350	400	420	450	500																																		
Tanδ (max)	0.50	0.45	0.40	0.35	0.30	0.25	0.20	0.10*	0.10*	0.10*	0.15	0.15	0.15	0.15	0.15																																		
Low Temperature Characteristics (at 120Hz)	<p>Impedance ratio shall not exceed the values given in the table below.</p> <table border="1"> <thead> <tr> <th>Rated Voltage</th> <th>16</th> <th>25</th> <th>35</th> <th>50</th> <th>63</th> <th>80</th> <th>100</th> <th>160</th> <th>200</th> <th>250</th> <th>350</th> <th>400</th> <th>420</th> <th>450</th> <th>500</th> </tr> </thead> <tbody> <tr> <td rowspan="2">Impedance Ratio</td> <td>Z(-25°C)/Z(+20°C)</td> <td>4</td> <td>3</td> <td>3</td> <td>2</td> <td>2</td> <td>2</td> <td>2</td> <td>4</td> <td>4</td> <td>4</td> <td>4</td> <td>8</td> <td>8</td> <td>8</td> </tr> <tr> <td>Z(-40°C)/Z(+20°C)</td> <td>15</td> <td>10</td> <td>8</td> <td>6</td> <td>6</td> <td>6</td> <td>5</td> <td>-</td> <td>-</td> <td>-</td> <td>-</td> <td>-</td> <td>-</td> <td>-</td> </tr> </tbody> </table>		Rated Voltage	16	25	35	50	63	80	100	160	200	250	350	400	420	450	500	Impedance Ratio	Z(-25°C)/Z(+20°C)	4	3	3	2	2	2	2	4	4	4	4	8	8	8	Z(-40°C)/Z(+20°C)	15	10	8	6	6	6	5	-	-	-	-	-	-	-
Rated Voltage	16	25	35	50	63	80	100	160	200	250	350	400	420	450	500																																		
Impedance Ratio	Z(-25°C)/Z(+20°C)	4	3	3	2	2	2	2	4	4	4	4	8	8	8																																		
	Z(-40°C)/Z(+20°C)	15	10	8	6	6	6	5	-	-	-	-	-	-	-																																		
Endurance	<table border="1"> <thead> <tr> <th>Test Time</th> <th>3,000 Hrs</th> </tr> </thead> <tbody> <tr> <td>Capacitance Change</td> <td>Within ±20% of initial value</td> </tr> <tr> <td>Tanδ</td> <td>Less than 200% of specified value</td> </tr> <tr> <td>Leakage Current</td> <td>Within specified value</td> </tr> </tbody> </table> <p>* The above specifications shall be satisfied when the capacitors are restored to 20°C after the rated voltage applied with rated ripple current for 3,000 hours at 105°C.</p>		Test Time	3,000 Hrs	Capacitance Change	Within ±20% of initial value	Tanδ	Less than 200% of specified value	Leakage Current	Within specified value																																							
Test Time	3,000 Hrs																																																
Capacitance Change	Within ±20% of initial value																																																
Tanδ	Less than 200% of specified value																																																
Leakage Current	Within specified value																																																
Shelf Life Test	<table border="1"> <thead> <tr> <th>Test Time</th> <th>1,000 Hrs</th> </tr> </thead> <tbody> <tr> <td>Capacitance Change</td> <td>Within ±20% of initial value</td> </tr> <tr> <td>Tanδ</td> <td>Less than 150% of specified value</td> </tr> <tr> <td>Leakage Current</td> <td>Within specified value</td> </tr> </tbody> </table> <p>* The above specifications shall be satisfied when the capacitors are restored to 20°C after exposing them for 1,000 hours at 105°C without voltage applied. The rated voltage shall be applied to the capacitors before the measurements (Refer to JIS C 5101-4 4.1).</p>		Test Time	1,000 Hrs	Capacitance Change	Within ±20% of initial value	Tanδ	Less than 150% of specified value	Leakage Current	Within specified value																																							
Test Time	1,000 Hrs																																																
Capacitance Change	Within ±20% of initial value																																																
Tanδ	Less than 150% of specified value																																																
Leakage Current	Within specified value																																																
Ripple Current and Frequency Multipliers	<table border="1"> <thead> <tr> <th>Frequency (Hz)</th> <th>50 / 60</th> <th>100 / 120</th> <th>300</th> <th>1k</th> <th>10k up</th> </tr> </thead> <tbody> <tr> <td>Multiplier</td> <td>0.8</td> <td>1.0</td> <td>1.1</td> <td>1.3</td> <td>1.4</td> </tr> </tbody> </table>		Frequency (Hz)	50 / 60	100 / 120	300	1k	10k up	Multiplier	0.8	1.0	1.1	1.3	1.4																																			
Frequency (Hz)	50 / 60	100 / 120	300	1k	10k up																																												
Multiplier	0.8	1.0	1.1	1.3	1.4																																												
Failure percentage	≤ 3% (During useful life)																																																
Failure rate	Rated Voltage ≤ 100V DC: ≤ 40 fit (40×10 ⁻⁹ /h)	Rated voltage ≥ 160V DC: ≤ 70 fit (70×10 ⁻⁹ /h)																																															

Diagram of Dimensions

Unit: mm



Snap-In

Dimension and Permissible Ripple Current

Working Voltage V. DC	Capacitance 120Hz, 20°C μF	φ D×L mm	Ripple Current 120 Hz, 105°C A/rms	Tan δ at 120Hz, 20°C	ESR 120Hz, 20°C Ω	LC 5 minutes mA	Part Number
16	4,700	22 × 25	1.30	0.50	0.141	0.82	LSM472M1C--A2225
	6,800	22 × 35	1.80	0.50	0.098	0.99	LSM682M1C--A2235
	6,800	25 × 30	1.80	0.50	0.098	0.99	LSM682M1C--A2530
	10,000	22 × 45	2.34	0.50	0.066	1.20	LSM103M1C--A2245
	10,000	25 × 35	2.25	0.50	0.066	1.20	LSM103M1C--A2535
	10,000	30 × 25	2.19	0.50	0.066	1.20	LSM103M1C--A3025
	15,000	25 × 45	2.83	0.50	0.044	1.47	LSM153M1C--A2545
	15,000	30 × 35	2.82	0.50	0.044	1.47	LSM153M1C--A3035
	15,000	35 × 30	2.82	0.50	0.044	1.47	LSM153M1C--A3530
	22,000	30 × 45	3.13	0.50	0.030	1.50	LSM223M1C--A3045
22,000	35 × 35	3.09	0.50	0.030	1.50	LSM223M1C--A3535	
25	3,300	22 × 25	1.25	0.45	0.181	0.86	LSM332M1E--A2225
	4,700	22 × 30	1.61	0.45	0.127	1.03	LSM472M1E--A2230
	4,700	25 × 25	1.61	0.45	0.127	1.03	LSM472M1E--A2525
	6,800	22 × 35	1.91	0.45	0.088	1.24	LSM682M1E--A2235
	6,800	25 × 30	1.91	0.45	0.088	1.24	LSM682M1E--A2530
	6,800	30 × 25	1.91	0.45	0.088	1.24	LSM682M1E--A3025
	10,000	22 × 45	2.51	0.45	0.060	1.50	LSM103M1E--A2245
	10,000	25 × 40	2.42	0.45	0.060	1.50	LSM103M1E--A2540
	10,000	30 × 30	2.42	0.45	0.060	1.50	LSM103M1E--A3030
	10,000	35 × 25	2.42	0.45	0.060	1.50	LSM103M1E--A3525
	15,000	25 × 45	3.12	0.45	0.040	1.50	LSM153M1E--A2545
	15,000	30 × 35	3.11	0.45	0.040	1.50	LSM153M1E--A3035
	15,000	35 × 30	3.11	0.45	0.040	1.50	LSM153M1E--A3530
	22,000	30 × 45	3.85	0.45	0.027	1.50	LSM223M1E--A3045
	22,000	35 × 40	3.85	0.45	0.027	1.50	LSM223M1E--A3540
	35	2,200	22 × 25	1.14	0.40	0.241	0.83
2,200		25 × 25	1.51	0.40	0.241	0.83	LSM222M1V--A2525
3,300		22 × 30	1.51	0.40	0.161	1.02	LSM332M1V--A2230
3,300		25 × 30	1.92	0.40	0.161	1.02	LSM332M1V--A2530
4,700		22 × 35	1.92	0.40	0.113	1.22	LSM472M1V--A2235
4,700		25 × 40	2.31	0.40	0.113	1.22	LSM472M1V--A2540
4,700		30 × 25	1.92	0.40	0.113	1.22	LSM472M1V--A3025
6,800		22 × 45	2.31	0.40	0.078	1.46	LSM682M1V--A2245
6,800		25 × 45	2.87	0.40	0.078	1.46	LSM682M1V--A2545
6,800		30 × 30	2.33	0.40	0.078	1.46	LSM682M1V--A3030
6,800		35 × 25	2.33	0.40	0.078	1.46	LSM682M1V--A3525
10,000		30 × 35	2.87	0.40	0.053	1.50	LSM103M1V--A3035
10,000		35 × 30	2.87	0.40	0.053	1.50	LSM103M1V--A3530
15,000		30 × 45	3.66	0.40	0.035	1.50	LSM153M1V--A3045
15,000		35 × 40	3.66	0.40	0.035	1.50	LSM153M1V--A3540
22,000		35 × 45	4.53	0.40	0.024	1.50	LSM223M1V--A3545
50	1,500	22 × 25	1.22	0.35	0.310	0.82	LSM152M1H--A2225
	2,200	22 × 30	1.59	0.35	0.211	0.99	LSM222M1H--A2230
	2,200	25 × 25	1.59	0.35	0.211	0.99	LSM222M1H--A2525
	3,300	22 × 35	1.93	0.35	0.141	1.22	LSM332M1H--A2235
	3,300	25 × 30	1.88	0.35	0.141	1.22	LSM332M1H--A2530
	3,300	30 × 25	1.88	0.35	0.141	1.22	LSM332M1H--A3025
	4,700	22 × 45	2.43	0.35	0.099	1.45	LSM472M1H--A2245
	4,700	25 × 35	2.34	0.35	0.099	1.45	LSM472M1H--A2535
	4,700	30 × 30	2.42	0.35	0.099	1.45	LSM472M1H--A3030
	4,700	35 × 25	2.42	0.35	0.099	1.45	LSM472M1H--A3525
	6,800	25 × 45	3.10	0.35	0.068	1.50	LSM682M1H--A2545
	6,800	30 × 35	3.10	0.35	0.068	1.50	LSM682M1H--A3035
	6,800	35 × 30	3.10	0.35	0.068	1.50	LSM682M1H--A3530
	10,000	30 × 45	4.18	0.35	0.046	1.50	LSM103M1H--A3045
	10,000	35 × 40	4.20	0.35	0.046	1.50	LSM103M1H--A3540
	63	1,000	20 × 20	0.90	0.30	0.398	0.75
1,000		22 × 20	0.90	0.30	0.398	0.75	LSM102M1J--A2220
1,200		20 × 25	1.08	0.30	0.332	0.82	LSM122M1J--A2025
1,200		22 × 20	1.05	0.30	0.332	0.82	LSM122M1J--A2220
1,500		20 × 30	1.31	0.30	0.265	0.92	LSM152M1J--A2030
1,500		22 × 25	1.28	0.30	0.265	0.92	LSM152M1J--A2225

Dimension and Permissible Ripple Current

Working Voltage V. DC	Capacitance 120Hz, 20°C μF	φ D×L mm	Ripple Current 120 Hz, 105°C A/rms	Tan δ at 120Hz, 20°C	ESR 120Hz, 20°C Ω	LC 5 minutes mA	Part Number	
63	1,500	25 × 20	1.27	0.30	0.265	0.92	LSM152M1J--A2520	
	2,200	20 × 35	1.70	0.30	0.181	1.12	LSM222M1J--A2035	
	2,200	22 × 35	1.78	0.30	0.181	1.12	LSM222M1J--A2235	
	2,200	25 × 25	1.60	0.30	0.181	1.12	LSM222M1J--A2525	
	2,200	30 × 25	1.78	0.30	0.181	1.12	LSM222M1J--A3025	
	2,700	20 × 40	1.82	0.30	0.147	1.24	LSM272M1J--A2040	
	2,700	22 × 35	1.81	0.30	0.147	1.24	LSM272M1J--A2235	
	2,700	25 × 30	1.83	0.30	0.147	1.24	LSM272M1J--A2530	
	2,700	30 × 25	1.89	0.30	0.147	1.24	LSM272M1J--A3025	
	3,300	20 × 45	2.00	0.30	0.121	1.37	LSM332M1J--A2045	
	3,300	22 × 40	2.00	0.30	0.121	1.37	LSM332M1J--A2240	
	3,300	25 × 35	2.03	0.30	0.121	1.37	LSM332M1J--A2535	
	3,300	30 × 25	1.81	0.30	0.121	1.37	LSM332M1J--A3025	
	3,300	35 × 25	2.03	0.30	0.121	1.37	LSM332M1J--A3525	
	3,900	20 × 50	2.16	0.30	0.102	1.49	LSM392M1J--A2050	
	3,900	22 × 50	2.37	0.30	0.102	1.49	LSM392M1J--A2250	
	3,900	25 × 40	2.22	0.30	0.102	1.49	LSM392M1J--A2540	
	3,900	30 × 30	2.19	0.30	0.102	1.49	LSM392M1J--A3030	
	3,900	35 × 25	2.24	0.30	0.102	1.49	LSM392M1J--A3525	
	4,700	25 × 45	2.56	0.30	0.085	1.50	LSM472M1J--A2545	
	4,700	30 × 35	2.66	0.30	0.085	1.50	LSM472M1J--A3035	
	4,700	35 × 25	2.46	0.30	0.085	1.50	LSM472M1J--A3525	
	5,600	25 × 50	2.93	0.30	0.071	1.50	LSM562M1J--A2550	
	5,600	30 × 35	2.79	0.30	0.071	1.50	LSM562M1J--A3035	
	5,600	35 × 30	2.88	0.30	0.071	1.50	LSM562M1J--A3530	
	6,800	30 × 40	3.25	0.30	0.059	1.50	LSM682M1J--A3040	
	6,800	35 × 35	3.26	0.30	0.059	1.50	LSM682M1J--A3535	
	6,800	35 × 40	3.49	0.30	0.059	1.50	LSM682M1J--A3540	
	8,200	35 × 40	3.52	0.30	0.049	1.50	LSM822M1J--A3540	
	80	1,000	22 × 25	1.05	0.25	0.332	0.85	LSM102M1K--A2225
		1,000	25 × 20	1.04	0.25	0.332	0.85	LSM102M1K--A2520
		1,200	20 × 30	1.17	0.25	0.276	0.93	LSM122M1K--A2030
1,200		22 × 30	1.24	0.25	0.276	0.93	LSM122M1K--A2230	
1,200		25 × 25	1.24	0.25	0.276	0.93	LSM122M1K--A2525	
1,500		20 × 40	1.49	0.25	0.221	1.04	LSM152M1K--A2040	
1,500		22 × 35	1.54	0.25	0.221	1.04	LSM152M1K--A2235	
1,500		25 × 30	1.54	0.25	0.221	1.04	LSM152M1K--A2530	
1,500		30 × 25	1.61	0.25	0.221	1.04	LSM152M1K--A3025	
2,200		20 × 50	1.94	0.25	0.151	1.26	LSM222M1K--A2050	
2,200		22 × 45	1.95	0.25	0.151	1.26	LSM222M1K--A2245	
2,200		25 × 35	1.94	0.25	0.151	1.26	LSM222M1K--A2535	
2,200		30 × 30	2.05	0.25	0.151	1.26	LSM222M1K--A3030	
2,200		35 × 25	2.10	0.25	0.151	1.26	LSM222M1K--A3525	
3,300		25 × 50	2.25	0.25	0.101	1.50	LSM332M1K--A2550	
3,300		30 × 35	2.24	0.25	0.101	1.50	LSM332M1K--A3035	
3,300		35 × 30	2.30	0.25	0.101	1.50	LSM332M1K--A3530	
4,700		30 × 45	2.84	0.25	0.071	1.50	LSM472M1K--A3045	
4,700	35 × 35	2.80	0.25	0.071	1.50	LSM472M1K--A3535		
100	1,000	20 × 35	1.28	0.20	0.265	0.95	LSM102M2A--A2035	
	1,000	22 × 30	1.36	0.20	0.265	0.95	LSM102M2A--A2230	
	1,000	25 × 25	1.36	0.20	0.265	0.95	LSM102M2A--A2525	
	1,200	20 × 40	1.49	0.20	0.221	1.04	LSM122M2A--A2040	
	1,200	22 × 35	1.48	0.20	0.221	1.04	LSM122M2A--A2235	
	1,200	25 × 30	1.49	0.20	0.221	1.04	LSM122M2A--A2530	
	1,500	20 × 45	1.75	0.20	0.177	1.16	LSM152M2A--A2045	
	1,500	22 × 40	1.82	0.20	0.177	1.16	LSM152M2A--A2240	
	1,500	25 × 35	1.85	0.20	0.177	1.16	LSM152M2A--A2535	
	1,500	30 × 25	1.80	0.20	0.177	1.16	LSM152M2A--A3025	
	2,200	25 × 45	2.50	0.20	0.121	1.41	LSM222M2A--A2545	
	2,200	30 × 35	2.50	0.20	0.121	1.41	LSM222M2A--A3035	
	2,200	35 × 30	2.50	0.20	0.121	1.41	LSM222M2A--A3530	
	2,700	25 × 50	2.70	0.20	0.098	1.50	LSM272M2A--A2550	
	2,700	30 × 40	2.72	0.20	0.098	1.50	LSM272M2A--A3040	
	2,700	35 × 35	2.82	0.20	0.098	1.50	LSM272M2A--A3535	
	3,300	30 × 45	3.11	0.20	0.080	1.50	LSM332M2A--A3045	



Dimension and Permissible Ripple Current

Working Voltage V. DC	Capacitance 120Hz, 20°C μF	φ D×L mm	Ripple Current 120 Hz, 105°C A/rms	Tan δ at 120Hz, 20°C	ESR 120Hz, 20°C Ω	LC 5 minutes mA	Part Number
100	3,300	35 × 35	3.07	0.20	0.080	1.50	LSM332M2A--A3535
	3,900	30 × 50	3.40	0.20	0.068	1.50	LSM392M2A--A3050
	3,900	35 × 40	3.38	0.20	0.068	1.50	LSM392M2A--A3540
	4,700	35 × 45	3.90	0.20	0.056	1.50	LSM472M2A--A3545
160	180	20 × 20	0.61	0.10	0.737	0.51	LSM181M2C--A2020
	220	20 × 25	0.73	0.10	0.603	0.56	LSM221M2C--A2025
	220	22 × 20	0.71	0.10	0.603	0.56	LSM221M2C--A2220
	270	20 × 25	0.81	0.10	0.491	0.62	LSM271M2C--A2025
	270	25 × 20	0.85	0.10	0.491	0.62	LSM271M2C--A2520
	330	20 × 30	0.97	0.10	0.402	0.69	LSM331M2C--A2030
	330	22 × 25	0.98	0.10	0.402	0.69	LSM331M2C--A2225
	330	25 × 20	0.94	0.10	0.402	0.69	LSM331M2C--A2520
	390	20 × 30	1.06	0.10	0.340	0.75	LSM391M2C--A2030
	390	22 × 25	1.03	0.10	0.340	0.75	LSM391M2C--A2225
	390	25 × 25	1.09	0.10	0.340	0.75	LSM391M2C--A2525
	470	20 × 35	1.17	0.10	0.282	0.82	LSM471M2C--A2035
	470	22 × 30	1.21	0.10	0.282	0.82	LSM471M2C--A2230
	470	25 × 25	1.19	0.10	0.282	0.82	LSM471M2C--A2525
	560	20 × 40	1.35	0.10	0.237	0.90	LSM561M2C--A2040
	560	22 × 35	1.40	0.10	0.237	0.90	LSM561M2C--A2235
	560	25 × 30	1.40	0.10	0.237	0.90	LSM561M2C--A2530
	560	30 × 25	1.40	0.10	0.237	0.90	LSM561M2C--A3025
	680	20 × 45	1.57	0.10	0.195	0.99	LSM681M2C--A2045
	680	22 × 40	1.62	0.10	0.195	0.99	LSM681M2C--A2240
	680	25 × 35	1.61	0.10	0.195	0.99	LSM681M2C--A2535
	680	30 × 25	1.54	0.10	0.195	0.99	LSM681M2C--A3025
	820	22 × 45	1.86	0.10	0.162	1.09	LSM821M2C--A2245
	820	25 × 40	1.86	0.10	0.162	1.09	LSM821M2C--A2540
	820	30 × 30	1.79	0.10	0.162	1.09	LSM821M2C--A3030
	820	35 × 25	1.79	0.15	0.243	1.09	LSM821M2C--A3525
	1,000	22 × 50	2.18	0.10	0.133	1.20	LSM102M2C--A2250
	1,000	25 × 45	2.15	0.10	0.133	1.20	LSM102M2C--A2545
	1,000	30 × 35	2.09	0.10	0.133	1.20	LSM102M2C--A3035
	1,000	35 × 25	1.98	0.15	0.199	1.20	LSM102M2C--A3525
	1,200	25 × 50	2.35	0.10	0.111	1.31	LSM122M2C--A2550
	1,200	30 × 40	2.35	0.10	0.111	1.31	LSM122M2C--A3040
	1,200	35 × 30	2.29	0.15	0.166	1.31	LSM122M2C--A3530
	1,500	30 × 35	2.56	0.10	0.088	1.47	LSM152M2C--A3035
1,500	35 × 35	2.72	0.15	0.133	1.47	LSM152M2C--A3535	
1,800	30 × 45	2.97	0.10	0.074	1.50	LSM182M2C--A3045	
1,800	35 × 40	3.09	0.15	0.111	1.50	LSM182M2C--A3540	
2,200	30 × 60	3.48	0.10	0.060	1.50	LSM222M2C--A3060	
2,200	35 × 50	3.51	0.15	0.090	1.50	LSM222M2C--A3550	
2,700	35 × 55	4.05	0.15	0.074	1.50	LSM272M2C--A3555	
200	180	22 × 20	0.70	0.10	0.737	0.57	LSM181M2D--A2220
	220	20 × 25	0.80	0.10	0.603	0.63	LSM221M2D--A2025
	220	25 × 20	0.84	0.10	0.603	0.63	LSM221M2D--A2520
	270	20 × 30	0.96	0.10	0.491	0.70	LSM271M2D--A2030
	270	22 × 25	1.03	0.10	0.491	0.70	LSM271M2D--A2225
	330	22 × 30	1.21	0.10	0.402	0.77	LSM331M2D--A2230
	390	20 × 35	1.24	0.10	0.340	0.84	LSM391M2D--A2035
	390	22 × 35	1.39	0.10	0.340	0.84	LSM391M2D--A2235
	390	25 × 25	1.31	0.10	0.340	0.84	LSM391M2D--A2525
	470	20 × 40	1.44	0.10	0.282	0.92	LSM471M2D--A2040
	470	22 × 35	1.52	0.10	0.282	0.92	LSM471M2D--A2235
	470	25 × 30	1.52	0.10	0.282	0.92	LSM471M2D--A2530
	560	20 × 50	1.74	0.10	0.237	1.00	LSM561M2D--A2050
	560	22 × 40	1.66	0.10	0.237	1.00	LSM561M2D--A2240
	560	25 × 35	1.75	0.10	0.237	1.00	LSM561M2D--A2535
	560	30 × 25	1.64	0.10	0.237	1.00	LSM561M2D--A3025
	680	22 × 45	2.04	0.10	0.195	1.11	LSM681M2D--A2245
	680	25 × 40	2.04	0.10	0.195	1.11	LSM681M2D--A2540
	680	30 × 30	1.96	0.10	0.195	1.11	LSM681M2D--A3030
	820	25 × 45	2.34	0.10	0.162	1.21	LSM821M2D--A2545
820	30 × 35	2.27	0.10	0.162	1.21	LSM821M2D--A3035	



Dimension and Permissible Ripple Current

Working Voltage V. DC	Capacitance 120Hz, 20°C μF	φ D×L mm	Ripple Current 120 Hz, 105°C A/rms	Tan δ at 120Hz, 20°C	ESR 120Hz, 20°C Ω	LC 5 minutes mA	Part Number
200	820	35 × 25	1.99	0.15	0.243	1.21	LSM821M2D--A3525
	1,000	25 × 50	2.26	0.10	0.133	1.34	LSM102M2D--A2550
	1,000	30 × 40	2.63	0.10	0.133	1.34	LSM102M2D--A3040
	1,000	35 × 30	2.51	0.15	0.199	1.34	LSM102M2D--A3530
	1,200	30 × 45	3.00	0.10	0.111	1.47	LSM122M2D--A3045
	1,200	35 × 35	2.92	0.15	0.166	1.47	LSM122M2D--A3535
	1,500	30 × 50	3.36	0.10	0.088	1.50	LSM152M2D--A3050
	1,500	35 × 40	3.34	0.15	0.133	1.50	LSM152M2D--A3540
	1,800	30 × 60	3.64	0.10	0.074	1.50	LSM182M2D--A3060
	1,800	35 × 45	3.51	0.15	0.111	1.50	LSM182M2D--A3545
2,200	35 × 55	4.01	0.15	0.090	1.50	LSM222M2D--A3555	
250	180	22 × 25	0.77	0.10	0.737	0.64	LSM181M2E--A2225
	220	20 × 30	0.87	0.10	0.603	0.70	LSM221M2E--A2030
	270	20 × 35	1.03	0.10	0.491	0.78	LSM271M2E--A2035
	270	22 × 30	1.02	0.10	0.491	0.78	LSM271M2E--A2230
	270	25 × 25	1.08	0.10	0.491	0.78	LSM271M2E--A2525
	330	20 × 40	1.21	0.10	0.402	0.86	LSM331M2E--A2040
	330	22 × 35	1.20	0.10	0.402	0.86	LSM331M2E--A2235
	330	25 × 30	1.27	0.10	0.402	0.86	LSM331M2E--A2530
	390	20 × 50	1.45	0.10	0.340	0.94	LSM391M2E--A2050
	390	22 × 40	1.38	0.10	0.340	0.94	LSM391M2E--A2240
	390	25 × 35	1.46	0.10	0.340	0.94	LSM391M2E--A2535
	390	30 × 25	1.39	0.10	0.340	0.94	LSM391M2E--A3025
	470	22 × 45	1.46	0.10	0.282	1.03	LSM471M2E--A2245
	470	25 × 40	1.69	0.10	0.282	1.03	LSM471M2E--A2540
	470	30 × 30	1.63	0.10	0.282	1.03	LSM471M2E--A3030
	560	25 × 45	1.93	0.10	0.237	1.12	LSM561M2E--A2545
	560	35 × 25	1.78	0.15	0.355	1.12	LSM561M2E--A3525
	680	25 × 50	2.04	0.10	0.195	1.24	LSM681M2E--A2550
	680	30 × 35	2.06	0.10	0.195	1.24	LSM681M2E--A3035
	680	35 × 30	2.06	0.15	0.293	1.24	LSM681M2E--A3530
	820	30 × 45	2.48	0.10	0.162	1.36	LSM821M2E--A3045
	820	35 × 35	2.41	0.15	0.243	1.36	LSM821M2E--A3535
	1,000	30 × 50	2.65	0.10	0.133	1.50	LSM102M2E--A3050
	1,000	35 × 40	2.76	0.15	0.199	1.50	LSM102M2E--A3540
	1,200	30 × 60	3.15	0.10	0.111	1.50	LSM122M2E--A3060
	1,200	35 × 45	3.14	0.15	0.166	1.50	LSM122M2E--A3545
	1,800	35 × 60	3.97	0.15	0.111	1.50	LSM182M2E--A3560
	350	100	20 × 30	0.53	0.15	1.990	0.56
100		22 × 25	0.52	0.15	1.990	0.56	LSM101M2V--A2225
100		25 × 20	0.52	0.15	1.990	0.56	LSM101M2V--A2520
120		20 × 35	0.63	0.15	1.659	0.61	LSM121M2V--A2035
120		22 × 30	0.62	0.15	1.659	0.61	LSM121M2V--A2230
120		25 × 25	0.65	0.15	1.659	0.61	LSM121M2V--A2525
150		20 × 40	0.74	0.15	1.327	0.69	LSM151M2V--A2040
150		22 × 35	0.74	0.15	1.327	0.69	LSM151M2V--A2235
180		20 × 45	0.81	0.15	1.106	0.75	LSM181M2V--A2045
180		22 × 40	0.81	0.15	1.106	0.75	LSM181M2V--A2240
180		25 × 30	0.77	0.15	1.106	0.75	LSM181M2V--A2530
180		30 × 25	0.80	0.15	1.106	0.75	LSM181M2V--A3025
220		20 × 50	0.94	0.15	0.905	0.83	LSM221M2V--A2050
220		22 × 45	0.94	0.15	0.905	0.83	LSM221M2V--A2245
220		25 × 35	0.91	0.15	0.905	0.83	LSM221M2V--A2535
270		22 × 50	1.09	0.15	0.737	0.92	LSM271M2V--A2250
270		25 × 40	1.06	0.15	0.737	0.92	LSM271M2V--A2540
270		30 × 30	1.05	0.15	0.737	0.92	LSM271M2V--A3030
270		35 × 25	1.08	0.15	0.737	0.92	LSM271M2V--A3525
330		25 × 45	1.24	0.15	0.603	1.02	LSM331M2V--A2545
330		30 × 35	1.24	0.15	0.603	1.02	LSM331M2V--A3035
330		35 × 30	1.33	0.15	0.603	1.02	LSM331M2V--A3530
390		30 × 40	1.42	0.15	0.510	1.11	LSM391M2V--A3040
390		35 × 30	1.39	0.15	0.510	1.11	LSM391M2V--A3530
470		30 × 45	1.56	0.15	0.423	1.22	LSM471M2V--A3045
470		35 × 35	1.53	0.15	0.423	1.22	LSM471M2V--A3535
560		30 × 50	1.78	0.15	0.355	1.33	LSM561M2V--A3050



Dimension and Permissible Ripple Current

Working Voltage V. DC	Capacitance 120Hz, 20°C μF	φ D×L mm	Ripple Current 120 Hz, 105°C A/rms	Tan δ at 120Hz, 20°C	ESR 120Hz, 20°C Ω	LC 5 minutes mA	Part Number
350	560	35 × 40	1.77	0.15	0.355	1.33	LSM561M2V--A3540
	680	30 × 60	1.94	0.15	0.293	1.46	LSM681M2V--A3060
	680	35 × 50	1.95	0.15	0.293	1.46	LSM681M2V--A3550
	820	35 × 55	2.23	0.15	0.243	1.50	LSM821M2V--A3555
400	56	22 × 20	0.41	0.15	3.554	0.45	LSM560M2G--A2220
	68	22 × 25	0.52	0.15	2.927	0.49	LSM680M2G--A2225
	68	25 × 20	0.49	0.15	2.927	0.49	LSM680M2G--A2520
	82	20 × 30	0.54	0.15	2.427	0.54	LSM820M2G--A2030
	100	20 × 35	0.64	0.15	1.990	0.60	LSM101M2G--A2035
	100	22 × 30	0.67	0.15	1.990	0.60	LSM101M2G--A2230
	120	20 × 40	0.74	0.15	1.659	0.66	LSM121M2G--A2040
	120	22 × 35	0.78	0.15	1.659	0.66	LSM121M2G--A2235
	120	25 × 25	0.69	0.15	1.659	0.66	LSM121M2G--A2525
	150	20 × 45	0.87	0.15	1.327	0.73	LSM151M2G--A2045
	150	22 × 40	0.91	0.15	1.327	0.73	LSM151M2G--A2240
	150	25 × 30	0.83	0.15	1.327	0.73	LSM151M2G--A2530
	150	30 × 25	0.86	0.15	1.327	0.73	LSM151M2G--A3025
	180	22 × 45	1.04	0.15	1.106	0.80	LSM181M2G--A2245
	180	25 × 35	0.97	0.15	1.106	0.80	LSM181M2G--A2535
	220	22 × 50	1.17	0.15	0.905	0.89	LSM221M2G--A2250
	220	25 × 40	1.14	0.15	0.905	0.89	LSM221M2G--A2540
	220	30 × 30	1.12	0.15	0.905	0.89	LSM221M2G--A3030
	220	35 × 25	1.15	0.15	0.905	0.89	LSM221M2G--A3525
	270	25 × 50	1.40	0.15	0.737	0.99	LSM271M2G--A2550
	270	30 × 35	1.39	0.15	0.737	0.99	LSM271M2G--A3035
	270	35 × 30	1.31	0.15	0.737	0.99	LSM271M2G--A3530
	330	30 × 40	1.31	0.15	0.603	1.09	LSM331M2G--A3040
	330	35 × 30	1.27	0.15	0.603	1.09	LSM331M2G--A3530
	390	30 × 45	1.49	0.15	0.510	1.18	LSM391M2G--A3045
	390	35 × 35	1.47	0.15	0.510	1.18	LSM391M2G--A3535
	470	30 × 50	1.72	0.15	0.423	1.30	LSM471M2G--A3050
	470	35 × 40	1.71	0.15	0.423	1.30	LSM471M2G--A3540
	560	30 × 60	2.03	0.15	0.355	1.42	LSM561M2G--A3060
	560	35 × 45	2.23	0.15	0.355	1.42	LSM561M2G--A3545
	680	35 × 55	2.31	0.15	0.293	1.50	LSM681M2G--A3555
	820	35 × 60	2.54	0.15	0.243	1.50	LSM821M2G--A3560
420	56	20 × 25	0.41	0.15	3.554	0.46	LSM560M2P--A2025
	56	22 × 20	0.40	0.15	3.554	0.46	LSM560M2P--A2220
	68	20 × 30	0.49	0.15	2.927	0.51	LSM680M2P--A2030
	68	22 × 25	0.48	0.15	2.927	0.51	LSM680M2P--A2225
	82	20 × 30	0.54	0.15	2.427	0.56	LSM820M2P--A2030
	82	22 × 25	0.53	0.15	2.427	0.56	LSM820M2P--A2225
	100	20 × 35	0.64	0.15	1.990	0.61	LSM101M2P--A2035
	100	22 × 30	0.63	0.15	1.990	0.61	LSM101M2P--A2230
	100	25 × 25	0.63	0.15	1.990	0.61	LSM101M2P--A2525
	120	20 × 40	0.74	0.15	1.659	0.67	LSM121M2P--A2040
	120	22 × 35	0.74	0.15	1.659	0.67	LSM121M2P--A2235
	120	25 × 30	0.78	0.15	1.659	0.67	LSM121M2P--A2530
	150	20 × 50	0.92	0.15	1.327	0.75	LSM151M2P--A2050
	150	22 × 40	0.87	0.15	1.327	0.75	LSM151M2P--A2240
	150	30 × 25	0.80	0.15	1.327	0.75	LSM151M2P--A3025
	180	22 × 45	0.93	0.15	1.106	0.82	LSM181M2P--A2245
	180	25 × 35	0.90	0.15	1.106	0.82	LSM181M2P--A2535
	180	30 × 30	0.98	0.15	1.106	0.82	LSM181M2P--A3030
	220	25 × 45	1.01	0.15	0.905	0.91	LSM221M2P--A2545
	220	30 × 35	1.05	0.15	0.905	0.91	LSM221M2P--A3035
	220	35 × 25	0.97	0.15	0.905	0.91	LSM221M2P--A3525
	270	25 × 50	1.17	0.15	0.737	1.01	LSM271M2P--A2550
	270	30 × 40	1.22	0.15	0.737	1.01	LSM271M2P--A3040
	270	35 × 30	1.15	0.15	0.737	1.01	LSM271M2P--A3530
	330	30 × 45	1.37	0.15	0.603	1.12	LSM331M2P--A3045
	330	35 × 35	1.35	0.15	0.603	1.12	LSM331M2P--A3535
	390	30 × 50	1.56	0.15	0.510	1.21	LSM391M2P--A3050
390	35 × 40	1.55	0.15	0.510	1.21	LSM391M2P--A3540	
470	30 × 60	1.76	0.15	0.423	1.33	LSM471M2P--A3060	



Dimension and Permissible Ripple Current

Working Voltage V. DC	Capacitance 120Hz, 20°C μF	φ D×L mm	Ripple Current 120 Hz, 105°C A/rms	Tan δ at 120Hz, 20°C	ESR 120Hz, 20°C Ω	LC 5 minutes mA	Part Number
420	470	35 × 45	1.70	0.15	0.423	1.33	LSM471M2P--A3545
	560	35 × 50	1.94	0.15	0.355	1.45	LSM561M2P--A3550
	680	35 × 60	2.31	0.15	0.293	1.50	LSM681M2P--A3560
450	56	20 × 25	0.41	0.15	3.554	0.48	LSM560M2W--A2025
	82	20 × 30	0.54	0.15	2.427	0.58	LSM820M2W--A2030
	82	25 × 25	0.57	0.15	2.427	0.58	LSM820M2W--A2525
	100	20 × 45	0.71	0.15	1.990	0.64	LSM101M2W--A2045
	100	22 × 35	0.67	0.15	1.990	0.64	LSM101M2W--A2235
	120	20 × 50	0.82	0.15	1.659	0.70	LSM121M2W--A2050
	120	22 × 40	0.78	0.15	1.659	0.70	LSM121M2W--A2240
	120	25 × 30	0.74	0.15	1.659	0.70	LSM121M2W--A2530
	120	30 × 25	0.77	0.15	1.659	0.70	LSM121M2W--A3025
	150	22 × 45	0.92	0.15	1.327	0.78	LSM151M2W--A2245
	150	25 × 35	0.89	0.15	1.327	0.78	LSM151M2W--A2535
	150	30 × 30	0.93	0.15	1.327	0.78	LSM151M2W--A3030
	150	35 × 25	0.95	0.15	1.327	0.78	LSM151M2W--A3525
	180	22 × 50	1.06	0.15	1.106	0.85	LSM181M2W--A2250
	180	25 × 40	1.03	0.15	1.106	0.85	LSM181M2W--A2540
	180	30 × 30	1.01	0.15	1.106	0.85	LSM181M2W--A3030
	180	35 × 25	1.04	0.15	1.106	0.85	LSM181M2W--A3525
	220	25 × 45	1.18	0.15	0.905	0.94	LSM221M2W--A2545
	220	30 × 35	1.18	0.15	0.905	0.94	LSM221M2W--A3035
	220	35 × 30	1.22	0.15	0.905	0.94	LSM221M2W--A3530
	270	30 × 40	1.17	0.15	0.737	1.05	LSM271M2W--A3040
	330	30 × 50	1.42	0.15	0.603	1.16	LSM331M2W--A3050
330	35 × 35	1.64	0.15	0.603	1.16	LSM331M2W--A3535	
390	35 × 40	1.54	0.15	0.510	1.26	LSM391M2W--A3540	
470	35 × 50	1.85	0.15	0.423	1.38	LSM471M2W--A3550	
560	35 × 50	2.02	0.15	0.355	1.50	LSM561M2W--A3550	
500	82	22 × 35	0.68	0.15	2.427	0.61	LSM820M2H--A2235
	82	25 × 35	0.73	0.15	2.427	0.61	LSM820M2H--A2535
	100	22 × 40	0.79	0.15	1.990	0.67	LSM101M2H--A2240
	100	25 × 40	0.85	0.15	1.990	0.67	LSM101M2H--A2540
	100	30 × 35	1.20	0.15	1.990	0.67	LSM101M2H--A3035
	120	22 × 45	0.91	0.15	1.659	0.73	LSM121M2H--A2245
	120	25 × 45	0.98	0.15	1.659	0.73	LSM121M2H--A2545
	150	22 × 50	1.07	0.15	1.327	0.82	LSM151M2H--A2250
	150	25 × 55	1.20	0.15	1.327	0.82	LSM151M2H--A2555
	220	30 × 40	1.40	0.15	0.905	0.99	LSM221M2H--A3040
	270	35 × 35	1.61	0.15	0.737	1.10	LSM271M2H--A3535
	330	35 × 40	1.88	0.15	0.603	1.22	LSM331M2H--A3540
	390	35 × 45	2.15	0.15	0.510	1.32	LSM391M2H--A3545

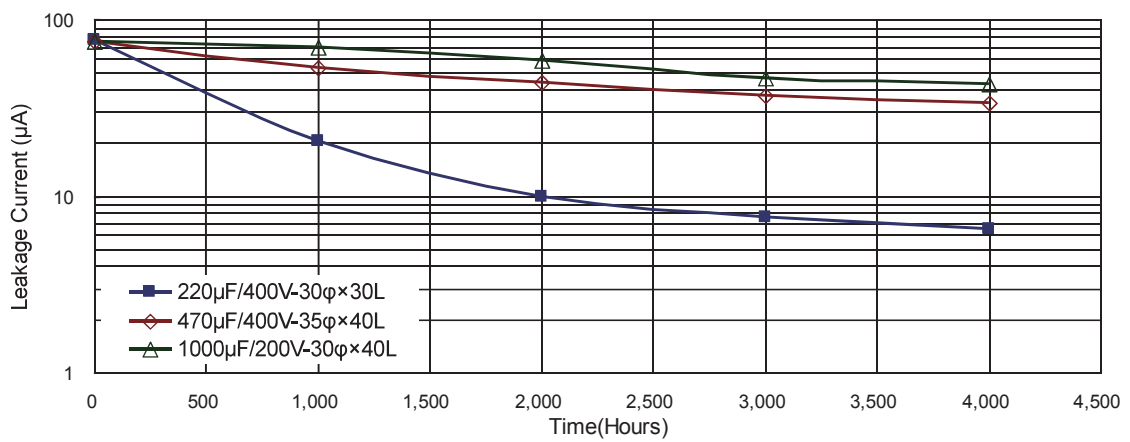
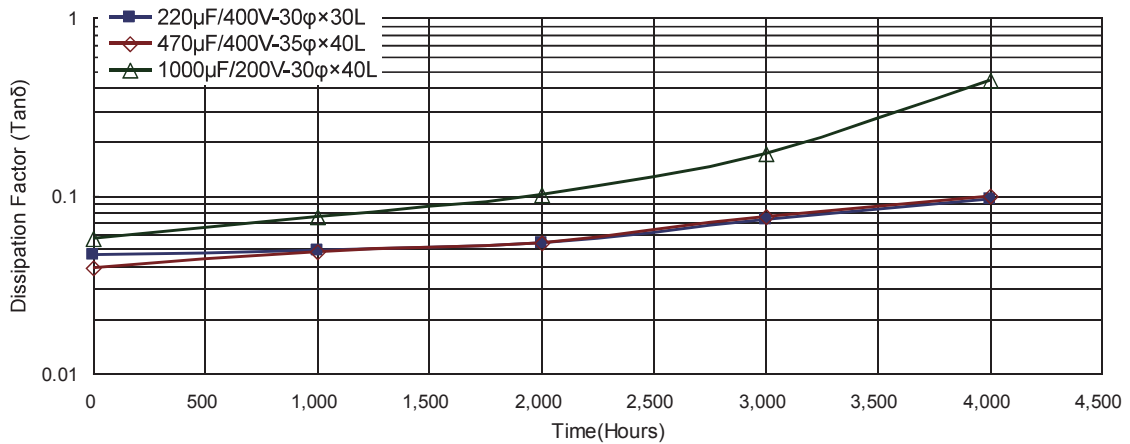
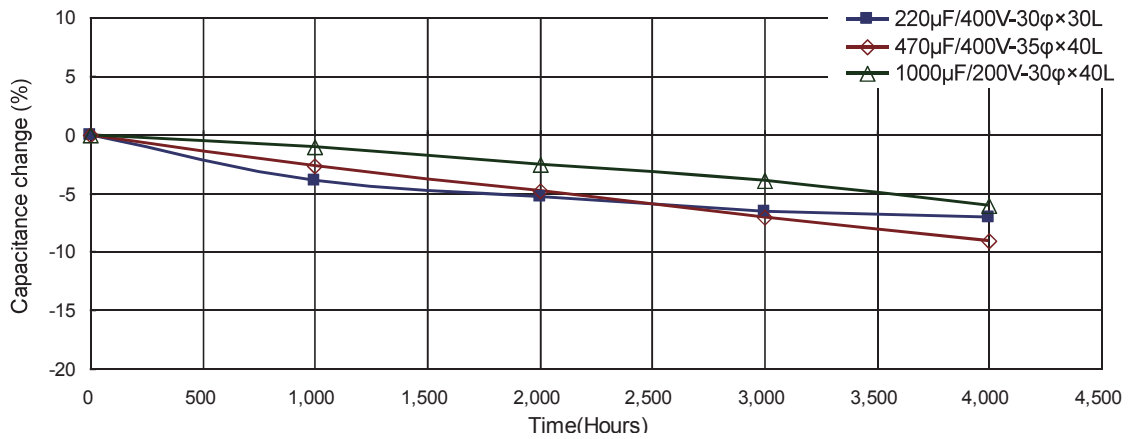
Part Numbering System

LSM Series	100μF	±20%	400V		4.0±0.5mm	22 φ × 30L	Pb-free Terminal + PET Sleeve
LSM	101	M	2G	--	A	2230	
Series Name	Capacitance	Capacitance tolerance	Rated voltage	Terminal type	Terminal length	Case size	Terminal and Sleeve Type
Example:		M = ±20% K = ±10%	Example:	Example:	"-": 6.3±1.0 mm	Example:	
Cap.	Symbol		WV	Symbol		φ D×L	Code
56	560		400	2G	2 pins	22×30	2230
220	221		450	2W	5 pins	25×25	2525
470	471					30×40	3040

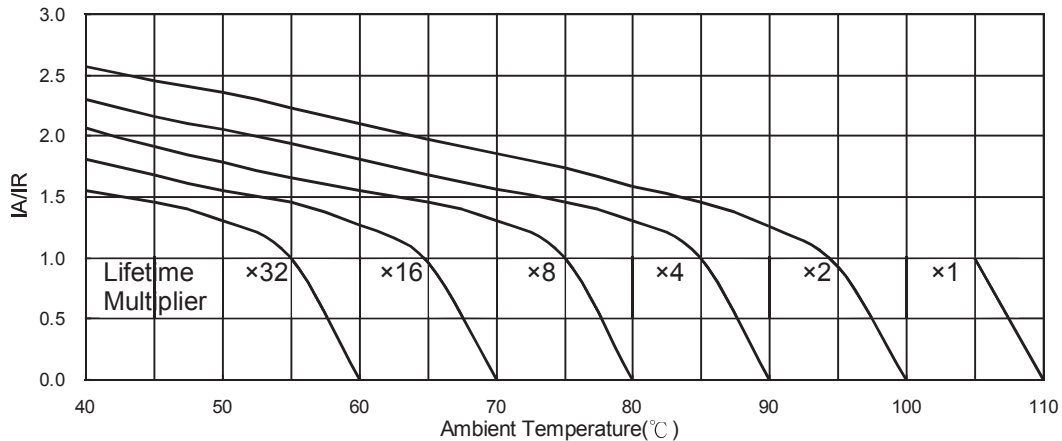
Note: For more details, please refer to "Part Numbering System (Snap-in Type)" on page 16.

Snap-in

Typical Endurance Curves



Useful Life Chart



IA: Actual ripple current IR: Rated ripple current

All product specifications in the catalog are subject to change without notice. (CAT. 2017E1)



Компания «ЭлектроПласт» предлагает заключение долгосрочных отношений при поставках импортных электронных компонентов на взаимовыгодных условиях!

Наши преимущества:

- Оперативные поставки широкого спектра электронных компонентов отечественного и импортного производства напрямую от производителей и с крупнейших мировых складов;
- Поставка более 17-ти миллионов наименований электронных компонентов;
- Поставка сложных, дефицитных, либо снятых с производства позиций;
- Оперативные сроки поставки под заказ (от 5 рабочих дней);
- Экспресс доставка в любую точку России;
- Техническая поддержка проекта, помощь в подборе аналогов, поставка прототипов;
- Система менеджмента качества сертифицирована по Международному стандарту ISO 9001;
- Лицензия ФСБ на осуществление работ с использованием сведений, составляющих государственную тайну;
- Поставка специализированных компонентов (Xilinx, Altera, Analog Devices, Intersil, Interpoint, Microsemi, Aeroflex, Peregrine, Syfer, Eurofarad, Texas Instrument, Miteq, Cobham, E2V, MA-COM, Hittite, Mini-Circuits, General Dynamics и др.);

Помимо этого, одним из направлений компании «ЭлектроПласт» является направление «Источники питания». Мы предлагаем Вам помощь Конструкторского отдела:

- Подбор оптимального решения, техническое обоснование при выборе компонента;
- Подбор аналогов;
- Консультации по применению компонента;
- Поставка образцов и прототипов;
- Техническая поддержка проекта;
- Защита от снятия компонента с производства.



Как с нами связаться

Телефон: 8 (812) 309 58 32 (многоканальный)

Факс: 8 (812) 320-02-42

Электронная почта: org@eplast1.ru

Адрес: 198099, г. Санкт-Петербург, ул. Калинина, дом 2, корпус 4, литера А.