PRODUCT NUMBER
SEE TABLE

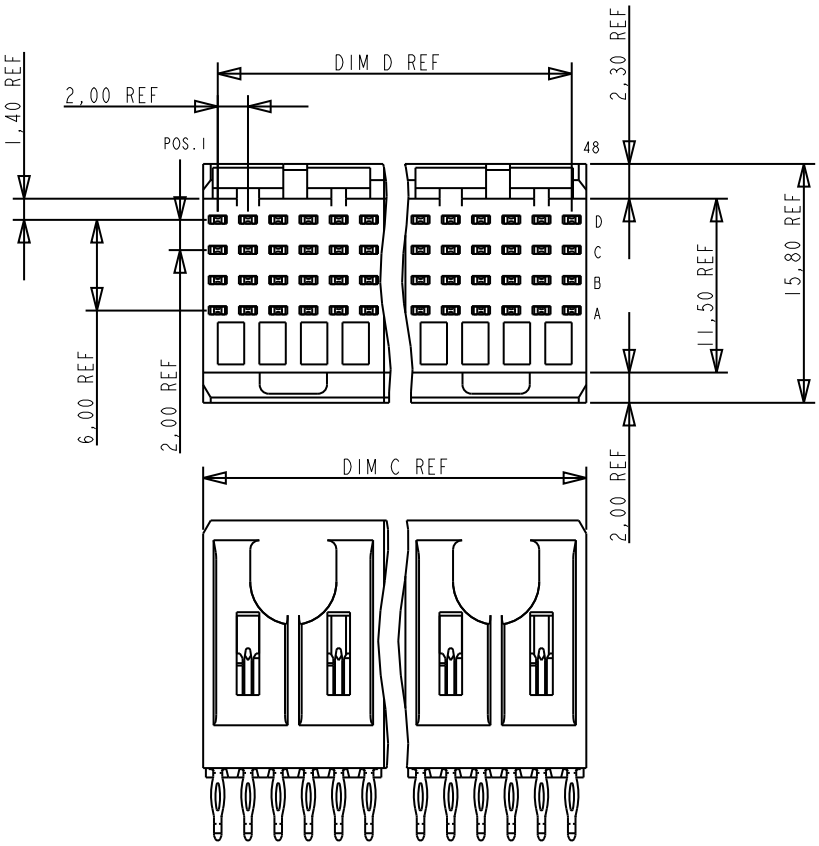

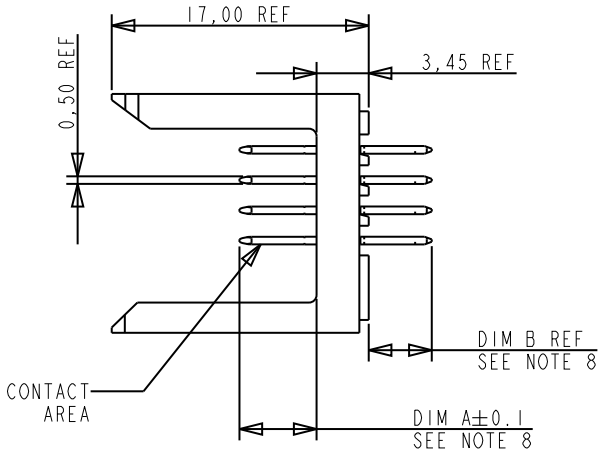

mat'l code																																			
ltr	ecn no.	dr	date																																
P	V06-0498	DCH	2006-05-24																																
R	DG09-0105	TER	2009-04-29																																
-	-	-	-																																
K	V04-0225	HTB	03/03/04																																
L	V04-0248	HTB	03/09/04																																
M	V04-0554	TAB	06/07/04																																
N	V05-0358	VS	04/27/05																																
sheet	revision	R	R	R	R	R	R	R	R	R	R	R																							
index	sheet	1	2	3	4	5	6	7	8	9	10	11																							

- -	tolerances unless otherwise specified		
linear	0.X ±0.3		
	0.XX ±0.13		
	.XXX ±.051		
angles	0° ±2°		
dr	T.BURNGARD	11/19/99	
engr	M.STRAWSER	11/19/99	
chr	M.STRAWSER	11/19/99	
appd	M.STRAWSER	02/29/00	

CUSTOMER COPY

projection

MM

scale 2/1

FCI www.fciconnect.com

title METRAL SIGNAL HEADER 4 ROW PRESS-FIT, NO KEYWELL

product family METRAL

code 213

size A

dwg no 58355

sheet 1 of 11

cage code 22526

This document is the property of and embodies CONFIDENTIAL and PROPRIETARY information of FCI. No part of the information shown on this document may be used in any way or disclosed to others without the written consent of FCI. Copyright FCI.

REV E - 2006-04-18

Pro/E

PDM: Rev:R STATUS: Released Printed: May 16, 2009

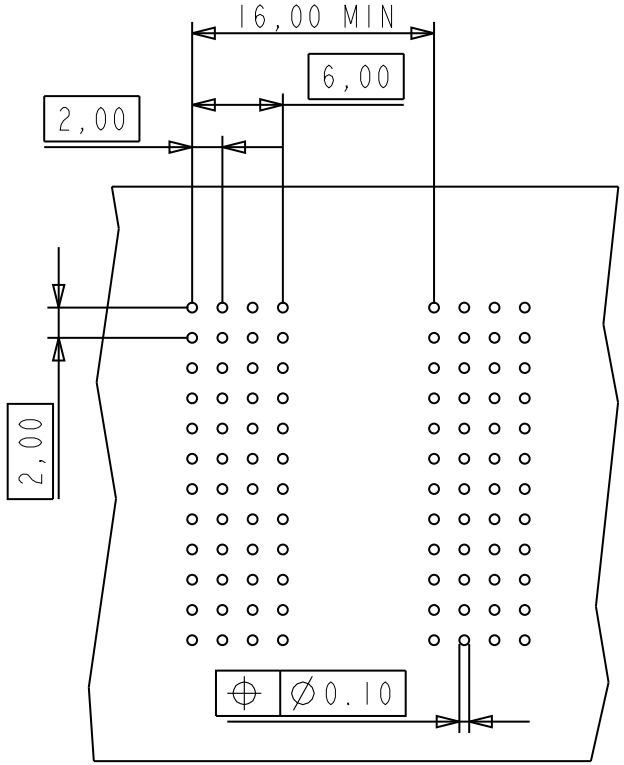

REQUIRED PC BOARD LAYOUT
COMPONENT SIDE

SEE PRINT 58351 FOR
ADDITIONAL PCB INFORMATION

This document is the property of and embodies CONFIDENTIAL and PROPRIETARY information of FCI. No part of the information shown on this document may be used in any way or disclosed to others without the written consent of FCI. Copyright FCI.

mat'l code				- -	tolerances unless otherwise specified			CUSTOMER COPY	FCI www.fciconnect.com
ltr	ecn no.	dr	date		linear	0.X ±0.3		projection	title METRAL SIGNAL HEADER 4 ROW PRESS-FIT, NO KEYWELL
R						0.XX ±0.13			
						.XXX ±.051			
					angles	0° ±2°			
					dr	T.BURNGARD	11/19/99	MM	product family METRAL / code 213
					engr	M.STRAWSER	11/19/99		size A / dwg no 58355
					chr	M.STRAWSER	11/19/99	scale 1/1	sheet 2
					appd	M.STRAWSER	02/29/00		
sheet index	revision sheet								

Pro/E

cage code 22526

REV E - 2006-04-18

PDM: Rev:R STATUS: Released Printed: May 16, 2009

PRODUCT NUMBER	DESCRIPTION	PLATING IN PRESS FIT TAIL AREA	PERFORMANCE LEVEL OF PLATING IN CONTACT AREA
58355-N1YY	STANDARD	TIN LEAD	TELCORDIA CO (NXT)
58355-N5YY	STANDARD	TIN LEAD	TECORDIA UE (NXT)
58355-1YY	STANDARD	TIN LEAD	TELCORDIA CO
58355-2YY	STANDARD	TIN LEAD	TELECOM CLASS
58355-3YY	STANDARD	TIN LEAD	IEC CLASS 1
58355-5YY	STANDARD	TIN LEAD	TELCORDIA UE
58355-9YY	STANDARD	TIN LEAD	TELCORDIA CO
58355-N1YYLF	LEAD FREE	TIN	TELCORDIA CO (NXT), IEC CLASS 1, SEE NOTES 9 AND 10
58355-N5YYLF	LEAD FREE	TIN	TECORDIA UE (NXT) SEE NOTES 9 AND 10
58355-1YYLF	LEAD FREE	TIN	TELCORDIA CO, IEC CLASS 1, SEE NOTES 9 AND 10
58355-2YYLF	LEAD FREE	TIN	TELECOM CLASS, SEE NOTES 9 AND 10
58355-5YYLF	LEAD FREE	TIN	TELCORDIA UE, SEE NOTES 9 AND 10

This document is the property of and embodies CONFIDENTIAL and PROPRIETARY information of FCI. No part of the information shown on this document may be used in any way or disclosed to others without the written consent of FCI. Copyright FCI.

mat'l code				- -
ltr	ecn no.	dr	date	
R				

tolerances unless otherwise specified		
linear	0.X ±0.3	
	0.XX ±0.13	
	.XXX ±.051	
angles	0° ±2°	
dr	T.BURNGARD	11/19/99
engr	M.STRAWSER	11/19/99
chr	M.STRAWSER	11/19/99
appd	M.STRAWSER	02/29/00

CUSTOMER COPY

projection

MM

scale 1/1

www.fciconnect.com

title METRAL SIGNAL HEADER 4 ROW PRESS-FIT, NO KEYWELL

product family METRAL

code 213

size A

dwg no 58355

sheet 3

sheet index | revision sheet

Pro/E

cage code 22526

REV E - 2006-04-18

PDM: Rev:R STATUS: Released Printed: May 16, 2009

NOTES:
1. FOR DIM A AND B SEE SHEET 2 AND UP.
2. BODY MATERIAL: LIQUID CRYSTAL
POLYMER 30 % GLASS.
FLAME RETARDANT ACC. UL 94-V0.
3. PIN MATERIAL:
PHOSPHOR BRONZE.
4. PLATING ON: PRESS-FIT TAIL AREA SEE PRODUCT NUMBER TABLE. PLATING ON CONTACT AREA CONFORMS TO PERFORMANCE LEVEL SHOWN IN TABLE ON SHEET3.
5. PRODUCT MARKING:
PART NUMBER DESIGNATION & BATCH I.D.
6. ALL PRODUCTS WITH PART NUMBERS SHOWN IN SUBSEQUENT TABLES WILL BE PACKAGED IN TUBES. IF TRAY PACKAGING IS REQUIRED, A SUFFIX "P" WILL BE ADDED TO THE END OF THE PART NUMBER. EXAMPLE: XXXXX-XXXP OR XXXXX-XXXPLF
7. PRODUCT SPECIFICATION:
GS-12-180
APPLICATION SPECIFICATION:
BUS-20-073
8. AFTER INSERTION INTO CIRCUIT BOARD WITH QUALIFIED TOOL.
9. THE PRODUCTS WHERE THE PART NUMBERS ENDS IN LF MEET THE EUROPEAN UNION DIRECTIVE AND OTHER COUNTRY REGULATIONS AS DESCRIBED IN GS-12-008.
10. ALL PRODUCTS EXCEPT THOSE WITH PART NUMBERS CONTAINING 58355-N1--- OR 58355-N5--- WILL WITHSTAND EXPOSURE TO 260 DEGREES C FOR 60 SECONDS IN A CONVECTION, INFRA-RED OR VAPOR PHASE REFLOW OVEN. PART NUMBERS 58355-N1--- AND 58355-N5--- WILL NOT WITHSTAND REFLOW AND THE Au CONTACT SURFACE OF THE CONTACTS SHALL BE EXPOSED TO A MAXIMUM 140 DEGREES C FOR NO LONGER THAN 15 SECONDS IN A WAVE SOLDER APPLICATION.

KEY

CODE	DIMENSIONS DIM "A" MATE	DIM "B" TAIL
1	5.00	4.30
2	5.75	4.30
3	6.50	4.30
4	7.25	4.30
5	5.00	13.60
6	5.75	13.60
7	6.50	13.60
19	8.00	4.30
40	5.00	15.60
41	6.50	15.60
61	6.50	11.80

This document is the property of and embodies CONFIDENTIAL and PROPRIETARY information of FCI. No part of the information shown on this document may be used in any way or disclosed to others without the written consent of FCI. Copyright FCI.

mat'l code --

tolerances unless otherwise specified: linear 0.X ±0.3; 0.XX ±0.13; .XXX ±.051; angles 0° ±2°

ltr	ecn no.	dr	date
R			

dr	T.BURNGARD	11/19/99
engr	M.STRAWSER	11/19/99
chr	M.STRAWSER	11/19/99
appd	M.STRAWSER	02/29/00

CUSTOMER COPY

projection

MM

scale 1/1

www.fciconnect.com

title METRAL SIGNAL HEADER 4 ROW PRESS-FIT, NO KEYWELL

product family METRAL

code 213

size A

dwg no 58355

sheet 4

sheet index / revision sheet

cage code 22526

Pro/E

REV E - 2006-04-18

PDM: Rev:R STATUS: Released Printed: May 16, 2009

METRAL P/N	DIM C	DIM D	ROW	CONTACT CODE MOD. I					
				1	2	3	4	5	6
58355-X01 AND 58355-X01LF	11.93	10.00	D	1	1	1	1	1	1
			C	1	1	1	1	1	1
			B	1	1	1	1	1	1
			A	1	1	1	1	1	1

METRAL P/N	DIM C	DIM D	ROW	CONTACT CODE MOD. I					
				1	2	3	4	5	6
58355-X02 AND 58355-X02LF	11.93	10.00	D	3	3	3	3	3	3
			C	3	3	3	3	3	3
			B	3	3	3	3	3	3
			A	3	3	3	3	3	3

METRAL P/N	DIM C	DIM D	ROW	CONTACT CODE MOD. I					
				1	2	3	4	5	6
58355-X03 AND 58355-X03LF	11.93	10.00	D	5	5	5	5	5	5
			C	5	5	5	5	5	5
			B	5	5	5	5	5	5
			A	5	5	5	5	5	5

METRAL P/N	DIM C	DIM D	ROW	CONTACT CODE MOD. I					
				1	2	3	4	5	6
58355-X04 AND 58355-X04LF	11.93	10.00	D	2	2	2	2	2	2
			C	2	2	2	2	2	2
			B	2	2	2	2	2	2
			A	2	2	2	2	2	2

METRAL P/N	DIM C	DIM D	ROW	CONTACT CODE MOD. I					
				1	2	3	4	5	6
58355-X05 AND 58355-X05LF	11.93	10.00	D	7	7	7	7	7	7
			C	7	7	7	7	7	7
			B	7	7	7	7	7	7
			A	7	7	7	7	7	7

METRAL P/N	DIM C	DIM D	ROW	CONTACT CODE MOD. I					
				1	2	3	4	5	6
58355-X06 AND 58355-X06LF	11.93	10.00	D	19	19	-	3	-	1
			C	19	19	-	3	-	-
			B	19	19	-	3	-	1
			A	19	19	-	3	-	1

METRAL P/N	DIM C	DIM D	ROW	CONTACT CODE MOD. I					
				1	2	3	4	5	6
58355-X07 AND 58355-X07LF	11.93	10.00	D	-	1	-	1	-	-
			C	1	-	-	-	1	-
			B	-	1	-	1	-	1
			A	1	-	-	-	1	-

METRAL P/N	DIM C	DIM D	ROW	CONTACT CODE MOD. I					
				1	2	3	4	5	6
58355-X08 AND 58355-X08LF	11.93	10.00	D	1	1	1	1	19	19
			C	1	1	1	1	19	19
			B	1	1	1	1	19	19
			A	1	1	1	1	19	19

METRAL P/N	DIM C	DIM D	ROW	CONTACT CODE MOD. I					
				1	2	3	4	5	6
58355-X09 AND 58355-X09LF	11.93	10.00	D	19	19	1	1	1	1
			C	19	19	1	1	1	1
			B	19	19	1	1	1	1
			A	19	19	1	1	1	1

METRAL P/N	DIM C	DIM D	ROW	CONTACT CODE MOD. I					
				1	2	3	4	5	6
58355-X10 AND 58355-X10LF	11.93	10.00	D	61	61	61	61	61	61
			C	61	61	61	61	61	61
			B	61	61	61	61	61	61
			A	61	61	61	61	61	61

METRAL P/N	DIM C	DIM D	ROW	CONTACT CODE MOD. I					
				1	2	3	4	5	6
58355-X11 AND 58355-X11LF	11.93	10.00	D	1	1	1	1	1	1
			C	1	1	1	1	1	1
			B	1	1	1	1	1	1
			A	3	3	3	3	3	3

This document is the property of and embodies CONFIDENTIAL and PROPRIETARY information of FCI. No part of the information shown on this document may be used in any way or disclosed to others without the written consent of FCI. Copyright FCI.

mat'l code				- -
ltr	ecn no.	dr	date	
R				

tolerances unless otherwise specified		
linear	0.X ±0.3	
	0.XX ±0.13	
	.XXX ±.051	
angles	0° ±2°	
dr	T.BURNGARD	11/19/99
engr	M.STRAWSER	11/19/99
chr	M.STRAWSER	11/19/99
appd	M.STRAWSER	02/29/00

CUSTOMER COPY

projection

MM

scale 1/1

www.fciconnect.com

title METRAL SIGNAL HEADER 4 ROW PRESS-FIT, NO KEYWELL

product family METRAL

code 213

size A

dwg no 58355

sheet 5

sheet index | revision sheet

cage code 22526

Pro/E

REV E - 2006-04-18

PDM: Rev:R STATUS: Released Printed: May 16, 2009

METRAL P/N	DIM C	DIM D	ROW	CONTACT CODE MOD. 1						MOD. 2					
				1	2	3	4	5	6	7	8	9	10	11	12
58355-X21 AND 58355-X21LF	23.93	22.00	D	1	1	1	1	1	1	1	1	1	1	1	1
			C	1	1	1	1	1	1	1	1	1	1	1	1
			B	1	1	1	1	1	1	1	1	1	1	1	1
			A	1	1	1	1	1	1	1	1	1	1	1	1

METRAL P/N	DIM C	DIM D	ROW	CONTACT CODE MOD. 1						MOD. 2					
				1	2	3	4	5	6	7	8	9	10	11	12
58355-X22 AND 58355-X22LF	23.93	22.00	D	5	5	5	5	5	5	5	5	5	5	5	5
			C	5	5	5	5	5	5	5	5	5	5	5	5
			B	5	5	5	5	5	5	5	5	5	5	5	5
			A	5	5	5	5	5	5	5	5	5	5	5	5

METRAL P/N	DIM C	DIM D	ROW	CONTACT CODE MOD. 1						MOD. 2					
				1	2	3	4	5	6	7	8	9	10	11	12
58355-X23 AND 58355-X23LF	23.93	22.00	D	1	2	2	2	2	3	1	3	2	2	2	1
			C	1	2	2	2	2	3	1	3	2	2	2	1
			B	1	2	2	2	2	3	1	3	2	2	2	1
			A	1	2	2	2	2	3	1	3	2	2	2	1

METRAL P/N	DIM C	DIM D	ROW	CONTACT CODE MOD. 1						MOD. 2					
				1	2	3	4	5	6	7	8	9	10	11	12
58355-X24 AND 58355-X24LF	23.93	22.00	D	1	1	1	1	1	1	1	1	1	1	1	1
			C	1	1	1	1	1	1	1	1	1	1	1	1
			B	1	1	1	1	1	1	1	1	1	1	1	1
			A	3	3	3	3	3	3	3	3	3	3	3	3

METRAL P/N	DIM C	DIM D	ROW	CONTACT CODE MOD. 1						MOD. 2					
				1	2	3	4	5	6	7	8	9	10	11	12
58355-X25 AND 58355-X25LF	23.93	22.00	D	3	3	3	3	3	3	3	3	3	3	3	3
			C	3	3	3	3	3	3	3	3	3	3	3	3
			B	3	3	3	3	3	3	3	3	3	3	3	3
			A	3	3	3	3	3	3	3	3	3	3	3	3

METRAL P/N	DIM C	DIM D	ROW	CONTACT CODE MOD. 1						MOD. 2					
				1	2	3	4	5	6	7	8	9	10	11	12
58355-X26 AND 58355-X26LF	23.93	22.00	D	7	7	7	7	7	7	7	7	7	7	7	7
			C	7	7	7	7	7	7	7	7	7	7	7	7
			B	7	7	7	7	7	7	7	7	7	7	7	7
			A	7	7	7	7	7	7	7	7	7	7	7	7

METRAL P/N	DIM C	DIM D	ROW	CONTACT CODE MOD. 1						MOD. 2					
				1	2	3	4	5	6	7	8	9	10	11	12
58355-X27 AND 58355-X27LF	23.93	22.00	D	-	1	1	1	-	1	-	1	-	1	-	1
			C	1	-	1	-	1	-	1	-	1	-	1	-
			B	-	1	1	1	-	1	-	1	-	1	-	1
			A	3	-	3	-	1	-	1	-	1	-	1	-

METRAL P/N	DIM C	DIM D	ROW	CONTACT CODE MOD. 1						MOD. 2					
				1	2	3	4	5	6	7	8	9	10	11	12
58355-X28 AND 58355-X28LF	23.93	22.00	D	61	61	61	61	61	61	61	61	61	61	61	61
			C	61	61	61	61	61	61	61	61	61	61	61	61
			B	61	61	61	61	61	61	61	61	61	61	61	61
			A	61	61	61	61	61	61	61	61	61	61	61	61

METRAL P/N	DIM C	DIM D	ROW	CONTACT CODE MOD. 1						MOD. 2					
				1	2	3	4	5	6	7	8	9	10	11	12
58355-X29 AND 58355-X29LF	23.93	22.00	D	3	3	1	1	1	1	1	1	1	1	1	3
			C	1	1	1	1	1	1	1	1	1	1	1	1
			B	1	1	1	1	1	1	1	1	1	1	1	1
			A	1	1	1	1	1	1	1	1	1	1	1	1

METRAL P/N	DIM C	DIM D	ROW	CONTACT CODE MOD. 1						MOD. 2					
				1	2	3	4	5	6	7	8	9	10	11	12
58355-X30 AND 58355-X30LF	23.93	22.00	D	3	2	2	1	1	1	1	1	1	2	2	3
			C	3	2	2	1	1	1	1	1	1	2	2	3
			B	3	2	2	1	1	1	1	1	1	2	2	3
			A	3	2	2	1	1	1	1	1	1	2	2	3

This document is the property of and embodies CONFIDENTIAL and PROPRIETARY information of FCI. No part of the information shown on this document may be used in any way or disclosed to others without the written consent of FCI. Copyright FCI.

mat'l code				- -
ltr	ecn no.	dr	date	
R				

tolerances unless otherwise specified		
linear	0.X ±0.3	
	0.XX ±0.13	
	.XXX ±.051	
angles	0° ±2°	
dr	T.BURNGARD	11/19/99
engr	M.STRAWSER	11/19/99
chr	M.STRAWSER	11/19/99
appd	M.STRAWSER	02/29/00

CUSTOMER COPY

projection

MM

scale 1/1

www.fciconnect.com

title METRAL SIGNAL HEADER 4 ROW PRESS-FIT, NO KEYWELL

product family METRAL

code 213

size A

dwg no 58355

sheet 6

sheet index | revision sheet

cage code 22526

REV E - 2006-04-18

Pro/E

PDM: Rev:R STATUS: Released Printed: May 16, 2009

METRAL P/N	DIM C	DIM D	ROW	CONTACT CODE MOD. 1						MOD. 2						MOD. 3						MOD. 4					
				1	2	3	4	5	6	7	8	9	10	11	12	13	14	15	16	17	18	19	20	21	22	23	24
58355-X41 AND 58355-X41LF	47.93	46.00	D	1	1	1	1	1	1	1	1	1	1	1	1	1	1	1	1	1	1	1	1	1	1	1	1
			C	1	1	1	1	1	1	1	1	1	1	1	1	1	1	1	1	1	1	1	1	1	1	1	1
			B	1	1	1	1	1	1	1	1	1	1	1	1	1	1	1	1	1	1	1	1	1	1	1	1
			A	1	1	1	1	1	1	1	1	1	1	1	1	1	1	1	1	1	1	1	1	1	1	1	1

METRAL P/N	DIM C	DIM D	ROW	CONTACT CODE MOD. 1						MOD. 2						MOD. 3						MOD. 4					
				1	2	3	4	5	6	7	8	9	10	11	12	13	14	15	16	17	18	19	20	21	22	23	24
58355-X42 AND 58355-X42LF	47.93	46.00	D	5	5	5	5	5	5	5	5	5	5	5	5	5	5	5	5	5	5	5	5	5	5	5	5
			C	5	5	5	5	5	5	5	5	5	5	5	5	5	5	5	5	5	5	5	5	5	5	5	5
			B	5	5	5	5	5	5	5	5	5	5	5	5	5	5	5	5	5	5	5	5	5	5	5	5
			A	5	5	5	5	5	5	5	5	5	5	5	5	5	5	5	5	5	5	5	5	5	5	5	5

METRAL P/N	DIM C	DIM D	ROW	CONTACT CODE MOD. 1						MOD. 2						MOD. 3						MOD. 4					
				1	2	3	4	5	6	7	8	9	10	11	12	13	14	15	16	17	18	19	20	21	22	23	24
58355-X43 AND 58355-X43LF	47.93	46.00	D	7	6	6	5	5	5	5	5	5	5	5	5	5	5	5	5	5	5	5	5	5	6	6	7
			C	7	6	6	5	5	5	5	5	5	5	5	5	5	5	5	5	5	5	5	5	5	6	6	7
			B	7	6	6	5	5	5	5	5	5	5	5	5	5	5	5	5	5	5	5	5	5	6	6	7
			A	7	6	6	5	5	5	5	5	5	5	5	5	5	5	5	5	5	5	5	5	5	6	6	7

METRAL P/N	DIM C	DIM D	ROW	CONTACT CODE MOD. 1						MOD. 2						MOD. 3						MOD. 4					
				1	2	3	4	5	6	7	8	9	10	11	12	13	14	15	16	17	18	19	20	21	22	23	24
58355-X44 AND 58355-X44LF	47.93	46.00	D	3	2	2	1	1	1	1	1	1	1	1	1	1	1	1	1	1	1	1	1	1	2	2	3
			C	3	2	2	1	1	1	1	1	1	1	1	1	1	1	1	1	1	1	1	1	1	2	2	3
			B	3	2	2	1	1	1	1	1	1	1	1	1	1	1	1	1	1	1	1	1	1	2	2	3
			A	3	2	2	1	1	1	1	1	1	1	1	1	1	1	1	1	1	1	1	1	1	2	2	3

METRAL P/N	DIM C	DIM D	ROW	CONTACT CODE MOD. 1						MOD. 2						MOD. 3						MOD. 4					
				1	2	3	4	5	6	7	8	9	10	11	12	13	14	15	16	17	18	19	20	21	22	23	24
58355-X45 AND 58355-X45LF	47.93	46.00	D	5	7	6	6	6	6	6	6	6	6	6	6	5	7	6	6	6	6	6	6	6	6	7	5
			C	5	7	6	6	6	6	6	6	6	6	6	6	5	7	6	6	6	6	6	6	6	6	7	5
			B	5	7	6	6	6	6	6	6	6	6	6	6	5	7	6	6	6	6	6	6	6	6	7	5
			A	5	7	6	6	6	6	6	6	6	6	6	6	5	7	6	6	6	6	6	6	6	6	7	5

METRAL P/N	DIM C	DIM D	ROW	CONTACT CODE MOD. 1						MOD. 2						MOD. 3						MOD. 4					
				1	2	3	4	5	6	7	8	9	10	11	12	13	14	15	16	17	18	19	20	21	22	23	24
58355-X46 AND 58355-X46LF	47.93	46.00	D	2	2	2	2	2	2	2	2	2	2	2	2	2	2	2	2	2	2	2	2	2	2	2	2
			C	2	2	2	2	2	2	2	2	2	2	2	2	2	2	2	2	2	2	2	2	2	2	2	2
			B	2	2	2	2	2	2	2	2	2	2	2	2	2	2	2	2	2	2	2	2	2	2	2	2
			A	2	2	2	2	2	2	2	2	2	2	2	2	2	2	2	2	2	2	2	2	2	2	2	2

METRAL P/N	DIM C	DIM D	ROW	CONTACT CODE MOD. 1						MOD. 2						MOD. 3						MOD. 4					
				1	2	3	4	5	6	7	8	9	10	11	12	13	14	15	16	17	18	19	20	21	22	23	24
58355-X47 AND 58355-X47LF	47.93	46.00	D	3	3	3	3	3	3	3	3	3	3	3	3	3	3	3	3	3	3	3	3	3	3	3	3
			C	3	3	3	3	3	3	3	3	3	3	3	3	3	3	3	3	3	3	3	3	3	3	3	3
			B	3	3	3	3	3	3	3	3	3	3	3	3	3	3	3	3	3	3	3	3	3	3	3	3
			A	3	3	3	3	3	3	3	3	3	3	3	3	3	3	3	3	3	3	3	3	3	3	3	3

METRAL P/N	DIM C	DIM D	ROW	CONTACT CODE MOD. 1						MOD. 2						MOD. 3						MOD. 4					
				1	2	3	4	5	6	7	8	9	10	11	12	13	14	15	16	17	18	19	20	21	22	23	24
58355-X48 AND 58355-X48LF	47.93	46.00	D	7	7	7	7	7	7	7	7	7	7	7	7	7	7	7	7	7	7	7	7	7	7	7	7
			C	7	7	7	7	7	7	7	7	7	7	7	7	7	7	7	7	7	7	7	7	7	7	7	7
			B	7	7	7	7	7	7	7	7	7	7	7	7	7	7	7	7	7	7	7	7	7	7	7	7
			A	7	7	7	7	7	7	7	7	7	7	7	7	7	7	7	7	7	7	7	7	7	7	7	7

METRAL P/N	DIM C	DIM D	ROW	CONTACT CODE MOD. 1						MOD. 2						MOD. 3						MOD. 4					
				1	2	3	4	5	6	7	8	9	10	11	12	13	14	15	16	17	18	19	20	21	22	23	24
58355-X49 AND 58355-X49LF	47.93	46.00	D	-	1	-	-	-	1	-	1	-	-	-	1	-	1	1	1	-	1	-	1	-	1	-	1
			C	1	-	-	-	1	-	-	-	1	-	1	-	1	-	1	-	1	-	1	-	1	-	1	-
			B	-	1	-	-	-	1	-	1	-	-	-	1	-	1	1	1	-	1	-	1	-	1	-	1
			A	1	-	1	-	1	-	-	-	1	-	1	-	3	-	3	-	1	-	1	-	1	-	1	-

METRAL P/N	DIM C	DIM D	ROW	CONTACT CODE MOD. 1						MOD. 2						MOD. 3						MOD. 4					
				1	2	3	4	5	6	7	8	9	10	11	12	13	14	15	16	17	18	19	20	21	22	23	24
58355-X50 AND 58355-X50LF	47.93	46.00	D	-	1	-	1	-	1	-	1	-	1	-	1	-	1	-	1	-	1	-	1	-	1	-	1
			C	1	-	1	-	1	-	1	-	1	-	1	-	1	-	1	-	1	-	1	-	1	-	1	-
			B	1	1	1	1	1	1	1	1	1	1	1	1	1	1	1	1	1	1	1	1	1	1	1	1
			A	1	1	1	1	1	1	1	1	1	1	1	1	1	1	1	1	1	1	1	1	1	1	1	1

This document is the property of and embodies CONFIDENTIAL and PROPRIETARY information of FCI. No part of the information shown on this document may be used in any way or disclosed to others without the written consent of FCI. Copyright FCI.

mat'l code				- -
ltr	ecn no.	dr	date	
R				

tolerances unless otherwise specified		
linear	0.X ±0.3	
	0.XX ±0.13	
	.XXX ±.051	
angles	0° ±2°	
dr	T.BURNGARD	11/19/99
engr	M.STRAWSER	11/19/99
chr	M.STRAWSER	11/19/99
appd	M.STRAWSER	02/29/00

CUSTOMER COPY

projection

MM

scale 1/1

FCI www.fciconnect.com

title METRAL SIGNAL HEADER 4 ROW PRESS-FIT, NO KEYWELL

product family METRAL

code 213

size A

dwg no 58355

sheet 7

sheet index | revision sheet

cage code 22526

Pro/E

REV E - 2006-04-18

PDM: Rev:R STATUS: Released Printed: May 16, 2009

METRAL P/N	DIM C	DIM D	ROW	CONTACT CODE MOD. 1						MOD. 2						MOD. 3						MOD. 4					
				1	2	3	4	5	6	7	8	9	10	11	12	13	14	15	16	17	18	19	20	21	22	23	24
58355-X51 AND 58355-X51LF	47.93	46.00	D	-	1	-	1	-	1	-	1	-	-	-	1	-	1	1	1	-	1	-	1	-	1	-	1
			C	1	-	-	1	1	-	-	-	1	-	1	-	1	-	1	-	1	-	1	-	1	-	1	-
			B	-	1	-	-	-	1	-	1	-	-	-	1	-	1	1	1	-	1	-	1	-	1	-	1
			A	1	-	1	-	1	-	-	-	1	-	1	-	3	-	3	-	1	-	1	-	1	-	1	-

METRAL P/N	DIM C	DIM D	ROW	CONTACT CODE MOD. 1						MOD. 2						MOD. 3						MOD. 4					
				1	2	3	4	5	6	7	8	9	10	11	12	13	14	15	16	17	18	19	20	21	22	23	24
58355-X52 AND 58355-X52LF	47.93	46.00	D	40	40	40	40	40	40	40	40	40	40	40	40	40	40	40	40	40	40	40	40	40	40	40	40
			C	40	40	40	40	40	40	40	40	40	40	40	40	40	40	40	40	40	40	40	40	40	40	40	40
			B	40	40	40	40	40	40	40	40	40	40	40	40	40	40	40	40	40	40	40	40	40	40	40	40
			A	40	40	40	40	40	40	40	40	40	40	40	40	40	40	40	40	40	40	40	40	40	40	40	40

METRAL P/N	DIM C	DIM D	ROW	CONTACT CODE MOD. 1						MOD. 2						MOD. 3						MOD. 4					
				1	2	3	4	5	6	7	8	9	10	11	12	13	14	15	16	17	18	19	20	21	22	23	24
58355-X53 AND 58355-X53LF	47.93	46.00	D	61	61	61	61	61	61	61	61	61	61	61	61	61	61	61	61	61	61	61	61	61	61	61	61
			C	61	61	61	61	61	61	61	61	61	61	61	61	61	61	61	61	61	61	61	61	61	61	61	61
			B	61	61	61	61	61	61	61	61	61	61	61	61	61	61	61	61	61	61	61	61	61	61	61	61
			A	61	61	61	61	61	61	61	61	61	61	61	61	61	61	61	61	61	61	61	61	61	61	61	61

This document is the property of and embodies CONFIDENTIAL and PROPRIETARY information of FCI. No part of the information shown on this document may be used in any way or disclosed to others without the written consent of FCI. Copyright FCI.

mat'l code				- -
ltr	ecn no.	dr	date	
R				

tolerances unless otherwise specified		
linear	0.X ±0.3	
	0.XX ±0.13	
	.XXX ±.051	
angles	0° ±2°	
dr	T.BURNGARD	11/19/99
engr	M.STRAWSER	11/19/99
chr	M.STRAWSER	11/19/99
appd	M.STRAWSER	02/29/00

CUSTOMER COPY

projection

MM

scale 1/1

www.fciconnect.com

title METRAL SIGNAL HEADER 4 ROW PRESS-FIT, NO KEYWELL

product family METRAL

code 213

size A

dwg no 58355

sheet 8

sheet index | revision sheet

cage code 22526

Pro/E

REV E - 2006-04-18

PDM: Rev:R STATUS: Released Printed: May 16, 2009

METRAL P/N	DIM C	DIM D	ROW	CONTACT CODE MOD. 1						MOD. 2						MOD. 3						MOD. 4						MOD. 5						MOD. 6						MOD. 7						MOD. 8					
				1	2	3	4	5	6	7	8	9	10	11	12	13	14	15	16	17	18	19	20	21	22	23	24	25	26	27	28	29	30	31	32	33	34	35	36	37	38	39	40	41	42	43	44	45	46	47	48
58355-X61 AND 58355-X61LF	95.93	94.00	D	1	1	1	1	1	1	1	1	1	1	1	1	1	1	1	1	1	1	1	1	1	1	1	1	1	1	1	1	1	1	1	1	1	1	1	1	1	1	1	1	1	1	1	1	1	1	1	1
			C	1	1	1	1	1	1	1	1	1	1	1	1	1	1	1	1	1	1	1	1	1	1	1	1	1	1	1	1	1	1	1	1	1	1	1	1	1	1	1	1	1	1	1	1	1	1	1	1
			B	1	1	1	1	1	1	1	1	1	1	1	1	1	1	1	1	1	1	1	1	1	1	1	1	1	1	1	1	1	1	1	1	1	1	1	1	1	1	1	1	1	1	1	1	1	1	1	1
			A	1	1	1	1	1	1	1	1	1	1	1	1	1	1	1	1	1	1	1	1	1	1	1	1	1	1	1	1	1	1	1	1	1	1	1	1	1	1	1	1	1	1	1	1	1	1	1	1

METRAL P/N	DIM C	DIM D	ROW	CONTACT CODE MOD. 1						MOD. 2						MOD. 3						MOD. 4						MOD. 5						MOD. 6						MOD. 7						MOD. 8					
				1	2	3	4	5	6	7	8	9	10	11	12	13	14	15	16	17	18	19	20	21	22	23	24	25	26	27	28	29	30	31	32	33	34	35	36	37	38	39	40	41	42	43	44	45	46	47	48
58355-X62 AND 58355-X62LF	95.93	94.00	D	5	5	5	5	5	5	5	5	5	5	5	5	5	5	5	5	5	5	5	5	5	5	5	5	5	5	5	5	5	5	5	5	5	5	5	5	5	5	5	5	5	5	5	5	5	5	5	5
			C	5	5	5	5	5	5	5	5	5	5	5	5	5	5	5	5	5	5	5	5	5	5	5	5	5	5	5	5	5	5	5	5	5	5	5	5	5	5	5	5	5	5	5	5	5	5	5	5
			B	5	5	5	5	5	5	5	5	5	5	5	5	5	5	5	5	5	5	5	5	5	5	5	5	5	5	5	5	5	5	5	5	5	5	5	5	5	5	5	5	5	5	5	5	5	5	5	5
			A	5	5	5	5	5	5	5	5	5	5	5	5	5	5	5	5	5	5	5	5	5	5	5	5	5	5	5	5	5	5	5	5	5	5	5	5	5	5	5	5	5	5	5	5	5	5	5	5

METRAL P/N	DIM C	DIM D	ROW	CONTACT CODE MOD. 1						MOD. 2						MOD. 3						MOD. 4						MOD. 5						MOD. 6						MOD. 7						MOD. 8					
				1	2	3	4	5	6	7	8	9	10	11	12	13	14	15	16	17	18	19	20	21	22	23	24	25	26	27	28	29	30	31	32	33	34	35	36	37	38	39	40	41	42	43	44	45	46	47	48
58355-X63 AND 58355-X63LF	95.93	94.00	D	3	2	2	1	1	1	1	1	1	1	1	1	1	1	1	1	1	1	1	1	1	1	1	1	1	1	1	1	1	1	1	1	1	1	1	1	1	1	1	1	1	1	1	1	1	2	2	3
			C	3	2	2	1	1	1	1	1	1	1	1	1	1	1	1	1	1	1	1	1	1	1	1	1	1	1	1	1	1	1	1	1	1	1	1	1	1	1	1	1	1	1	1	1	1	2	2	3
			B	3	2	2	1	1	1	1	1	1	1	1	1	1	1	1	1	1	1	1	1	1	1	1	1	1	1	1	1	1	1	1	1	1	1	1	1	1	1	1	1	1	1	1	1	1	2	2	3
			A	3	2	2	1	1	1	1	1	1	1	1	1	1	1	1	1	1	1	1	1	1	1	1	1	1	1	1	1	1	1	1	1	1	1	1	1	1	1	1	1	1	1	1	1	1	2	2	3

METRAL P/N	DIM C	DIM D	ROW	CONTACT CODE MOD. 1						MOD. 2						MOD. 3						MOD. 4						MOD. 5						MOD. 6						MOD. 7						MOD. 8					
				1	2	3	4	5	6	7	8	9	10	11	12	13	14	15	16	17	18	19	20	21	22	23	24	25	26	27	28	29	30	31	32	33	34	35	36	37	38	39	40	41	42	43	44	45	46	47	48
58355-X64 AND 58355-X64LF	95.93	94.00	D	7	6	6	5	5	5	5	5	5	5	5	5	5	5	5	5	5	5	5	5	5	5	5	5	5	5	5	5	5	5	5	5	5	5	5	5	5	5	5	5	5	5	5	5	5	6	6	7
			C	7	6	6	5	5	5	5	5	5	5	5	5	5	5	5	5	5	5	5	5	5	5	5	5	5	5	5	5	5	5	5	5	5	5	5	5	5	5	5	5	5	5	5	5	5	6	6	7
			B	7	6	6	5	5	5	5	5	5	5	5	5	5	5	5	5	5	5	5	5	5	5	5	5	5	5	5	5	5	5	5	5	5	5	5	5	5	5	5	5	5	5	5	5	5	6	6	7
			A	7	6	6	5	5	5	5	5	5	5	5	5	5	5	5	5	5	5	5	5	5	5	5	5	5	5	5	5	5	5	5	5	5	5	5	5	5	5	5	5	5	5	5	5	5	6	6	7

METRAL P/N	DIM C	DIM D	ROW	CONTACT CODE MOD. 1						MOD. 2						MOD. 3						MOD. 4						MOD. 5						MOD. 6						MOD. 7						MOD. 8					
				1	2	3	4	5	6	7	8	9	10	11	12	13	14	15	16	17	18	19	20	21	22	23	24	25	26	27	28	29	30	31	32	33	34	35	36	37	38	39	40	41	42	43	44	45	46	47	48
58355-X65 AND 58355-X65LF	95.93	94.00	D	3	3	3	3	3	3	3	3	3	3	3	3	3	3	3	3	3	3	3	3	3	3	3	3	3	3	3	3	3	3	3	3	3	3	3	3	3	3	3	3	3	3	3	3	3	3	3	3
			C	3	3	3	3	3	3	3	3	3	3	3	3	3	3	3	3	3	3	3	3	3	3	3	3	3	3	3	3	3	3	3	3	3	3	3	3	3	3	3	3	3	3	3	3	3	3	3	3
			B	3	3	3	3	3	3	3	3	3	3	3	3	3	3	3	3	3	3	3	3	3	3	3	3	3	3	3	3	3	3	3	3	3	3	3	3	3	3	3	3	3	3	3	3	3	3	3	3
			A	3	3	3	3	3	3	3	3	3	3	3	3	3	3	3	3	3	3	3	3	3	3	3	3	3	3	3	3	3	3	3	3	3	3	3	3	3	3	3	3	3	3	3	3	3	3	3	3

mat'l code	- -	tolerances unless otherwise specified		CUSTOMER COPY	FCI www.fciconnect.com
ltr / ecn no. / dr / date		linear	0.X ±0.3	projection	title METRAL SIGNAL HEADER 4 ROW PRESS-FIT, NO KEYWELL
R			0.XX ±0.13		
			.XXX ±.051		
		angles	0° ±2°		
		dr	T.BURNGARD 11/19/99	MM	product family METRAL / code 213
		engr	M.STRAWSER 11/19/99		
		chr	M.STRAWSER 11/19/99	scale 1/1	size A / dwg no 58355 / sheet 9
		appd	M.STRAWSER 02/29/00		
sheet index / revision sheet					

cage code 22526

This document is the property of and embodies CONFIDENTIAL and PROPRIETARY information of FCI. No part of the information shown on this document may be used in any way or disclosed to others without the written consent of FCI. Copyright FCI.

REV E - 2006-04-18

Pro/E

PDM: Rev:R STATUS: Released Printed: May 16, 2009

METRAL P/N	DIM C	DIM D	ROW	CONTACT CODE MOD. 1						MOD. 2						MOD. 3						MOD. 4						MOD. 5						MOD. 6						MOD. 7						MOD. 8					
				1	2	3	4	5	6	7	8	9	10	11	12	13	14	15	16	17	18	19	20	21	22	23	24	25	26	27	28	29	30	31	32	33	34	35	36	37	38	39	40	41	42	43	44	45	46	47	48
58355-X66 AND 58355-X66LF	95.93	94.00	D	7	7	7	7	7	7	7	7	7	7	7	7	7	7	7	7	7	7	7	7	7	7	7	7	7	7	7	7	7	7	7	7	7	7	7	7	7	7	7	7	7	7	7	7	7	7	7	7
			C	7	7	7	7	7	7	7	7	7	7	7	7	7	7	7	7	7	7	7	7	7	7	7	7	7	7	7	7	7	7	7	7	7	7	7	7	7	7	7	7	7	7	7	7	7	7	7	7
			B	7	7	7	7	7	7	7	7	7	7	7	7	7	7	7	7	7	7	7	7	7	7	7	7	7	7	7	7	7	7	7	7	7	7	7	7	7	7	7	7	7	7	7	7	7	7	7	7
			A	7	7	7	7	7	7	7	7	7	7	7	7	7	7	7	7	7	7	7	7	7	7	7	7	7	7	7	7	7	7	7	7	7	7	7	7	7	7	7	7	7	7	7	7	7	7	7	7

METRAL P/N	DIM C	DIM D	ROW	CONTACT CODE MOD. 1						MOD. 2						MOD. 3						MOD. 4						MOD. 5						MOD. 6						MOD. 7						MOD. 8					
				1	2	3	4	5	6	7	8	9	10	11	12	13	14	15	16	17	18	19	20	21	22	23	24	25	26	27	28	29	30	31	32	33	34	35	36	37	38	39	40	41	42	43	44	45	46	47	48
58355-X67 AND 58355-X67LF	95.93	94.00	D	40	40	40	40	40	40	40	40	40	40	40	40	40	40	40	40	40	40	40	40	40	40	40	40	40	40	40	40	40	40	40	40	40	40	40	40	40	40	40	40	40	40	40	40	40	40	40	40
			C	40	40	40	40	40	40	40	40	40	40	40	40	40	40	40	40	40	40	40	40	40	40	40	40	40	40	40	40	40	40	40	40	40	40	40	40	40	40	40	40	40	40	40	40	40	40	40	40
			B	40	40	40	40	40	40	40	40	40	40	40	40	40	40	40	40	40	40	40	40	40	40	40	40	40	40	40	40	40	40	40	40	40	40	40	40	40	40	40	40	40	40	40	40	40	40	40	40
			A	40	40	40	40	40	40	40	40	40	40	40	40	40	40	40	40	40	40	40	40	40	40	40	40	40	40	40	40	40	40	40	40	40	40	40	40	40	40	40	40	40	40	40	40	40	40	40	40

METRAL P/N	DIM C	DIM D	ROW	CONTACT CODE MOD. 1						MOD. 2						MOD. 3						MOD. 4						MOD. 5						MOD. 6						MOD. 7						MOD. 8					
				1	2	3	4	5	6	7	8	9	10	11	12	13	14	15	16	17	18	19	20	21	22	23	24	25	26	27	28	29	30	31	32	33	34	35	36	37	38	39	40	41	42	43	44	45	46	47	48
58355-X68 AND 58355-X68LF	95.93	94.00	D	40	40	40	40	40	40	40	40	40	40	40	40	40	40	40	40	40	40	40	40	40	40	40	40	40	40	40	40	40	40	40	40	40	40	40	40	40	40	40	40	40	40	40	40	40	40	40	40
			C	40	40	40	40	40	40	40	40	40	40	40	40	40	40	40	40	40	40	40	40	40	40	40	40	40	40	40	40	40	40	40	40	40	40	40	40	40	40	40	40	40	40	40	40	40	40	40	40
			B	40	40	40	40	40	40	40	40	40	40	40	40	40	40	40	40	40	40	40	40	40	40	40	40	40	40	40	40	40	40	40	40	40	40	40	40	40	40	40	40	40	40	40	40	40	40	40	40
			A	41	41	41	41	41	41	41	41	41	41	41	41	41	41	41	41	41	41	41	41	41	41	41	41	41	41	41	41	41	41	41	41	41	41	41	41	41	41	41	41	41	41	41	41	41	41	41	41

METRAL P/N	DIM C	DIM D	ROW	CONTACT CODE MOD. 1						MOD. 2						MOD. 3						MOD. 4						MOD. 5						MOD. 6						MOD. 7						MOD. 8					
				1	2	3	4	5	6	7	8	9	10	11	12	13	14	15	16	17	18	19	20	21	22	23	24	25	26	27	28	29	30	31	32	33	34	35	36	37	38	39	40	41	42	43	44	45	46	47	48
58355-X69 AND 58355-X69LF	95.93	94.00	D	1	1	1	1	1	1	1	1	1	1	1	1	1	1	1	1	1	1	1	1	1	1	1	1	1	1	1	1	1	1	1	1	1	1	1	1	1	1	1	1	1	1	1	1	1	1	1	1
			C	1	1	1	1	1	1	1	1	1	1	1	1	1	1	1	1	1	1	1	1	1	1	1	1	1	1	1	1	1	1	1	1	1	1	1	1	1	1	1	1	1	1	1	1	1	1	1	1
			B	1	1	1	1	1	1	1	1	1	1	1	1	1	1	1	1	1	1	1	1	1	1	1	1	1	1	1	1	1	1	1	1	1	1	1	1	1	1	1	1	1	1	1	1	1	1	1	1
			A	3	3	3	3	3	3	3	3	3	3	3	3	3	3	3	3	3	3	3	3	3	3	3	3	3	3	3	3	3	3	3	3	3	3	3	3	3	3	3	3	3	3	3	3	3	3	3	3

METRAL P/N	DIM C	DIM D	ROW	CONTACT CODE MOD. 1						MOD. 2						MOD. 3						MOD. 4						MOD. 5						MOD. 6						MOD. 7						MOD. 8					
				1	2	3	4	5	6	7	8	9	10	11	12	13	14	15	16	17	18	19	20	21	22	23	24	25	26	27	28	29	30	31	32	33	34	35	36	37	38	39	40	41	42	43	44	45	46	47	48
58355-X70 AND 58355-X70LF	95.93	94.00	D	61	61	61	61	61	61	61	61	61	61	61	61	61	61	61	61	61	61	61	61	61	61	61	61	61	61	61	61	61	61	61	61	61	61	61	61	61	61	61	61	61	61	61	61	61	61	61	61
			C	61	61	61	61	61	61	61	61	61	61	61	61	61	61	61	61	61	61	61	61	61	61	61	61	61	61	61	61	61	61	61	61	61	61	61	61	61	61	61	61	61	61	61	61	61	61	61	61
			B	61	61	61	61	61	61	61	61	61	61	61	61	61	61	61	61	61	61	61	61	61	61	61	61	61	61	61	61	61	61	61	61	61	61	61	61	61	61	61	61	61	61	61	61	61	61	61	61
			A	61	61	61	61	61	61	61	61	61	61	61	61	61	61	61	61	61	61	61	61	61	61	61	61	61	61	61	61	61	61	61	61	61	61	61	61	61	61	61	61	61	61	61	61	61	61	61	61

This document is the property of and embodies CONFIDENTIAL and PROPRIETARY information of FCI. No part of the information shown on this document may be used in any way or disclosed to others without the written consent of FCI. Copyright FCI.

mat'l code				- -
ltr	ecn no.	dr	date	
R				

tolerances unless otherwise specified		
linear	0.X ±0.3	
	0.XX ±0.13	
	.XXX ±.051	
angles	0° ±2°	
dr	T.BURNGARD	11/19/99
engr	M.STRAWSER	11/19/99
chr	M.STRAWSER	11/19/99
appd	M.STRAWSER	02/29/00

CUSTOMER COPY

projection

MM

scale 1/1

FCI www.fciconnect.com

title METRAL SIGNAL HEADER 4 ROW PRESS-FIT, NO KEYWELL

product family METRAL

code 213

size A

dwg no 58355

sheet 10

sheet index | revision sheet

cage code 22526

Pro/E

REV E - 2006-04-18

PDM: Rev:R STATUS: Released Printed: May 16, 2009

METRAL P/N	DIM C	DIM D	ROW	CONTACT CODE MOD. 1						MOD. 2						MOD. 3						MOD. 4						MOD. 5						MOD. 6						MOD. 7						MOD. 8					
				1	2	3	4	5	6	7	8	9	10	11	12	13	14	15	16	17	18	19	20	21	22	23	24	25	26	27	28	29	30	31	32	33	34	35	36	37	38	39	40	41	42	43	44	45	46	47	48
58355-X71 AND 58355-X71LF	95.93	94.00	D	1	1	1	1	1	1	1	1	1	1	1	1	1	1	1	1	1	1	1	1	1	1	1	1	1	1	1	1	1	1	1	1	1	1	1	1	1	1	1	1	1	1	1	1	1	1	1	1
			C	1	1	1	1	1	1	1	1	1	1	1	1	1	1	1	1	1	1	1	1	1	1	1	1	1	1	1	1	1	1	1	1	1	1	1	1	1	1	1	1	1	1	1	1	1	1	1	1
			B	1	1	1	1	1	1	1	1	1	1	1	1	1	1	1	1	1	1	1	1	1	1	1	1	1	1	1	1	1	1	1	1	1	1	1	1	1	1	1	1	1	1	1	1	1	1	1	1
			A	3	3	1	1	1	1	1	1	1	1	1	1	1	1	1	1	1	1	1	1	1	1	1	1	1	1	1	1	1	1	1	1	1	1	1	1	1	1	1	1	1	1	1	1	1	1	3	3

METRAL P/N	DIM C	DIM D	ROW	CONTACT CODE MOD. 1						MOD. 2						MOD. 3						MOD. 4						MOD. 5						MOD. 6						MOD. 7						MOD. 8					
				1	2	3	4	5	6	7	8	9	10	11	12	13	14	15	16	17	18	19	20	21	22	23	24	25	26	27	28	29	30	31	32	33	34	35	36	37	38	39	40	41	42	43	44	45	46	47	48
58355-X72 AND 58355-X72LF	95.93	94.00	D	3	3	3	3	3	3	3	3	3	3	1	1	3	3	3	3	3	3	3	3	3	3	1	1	3	3	3	3	3	3	3	3	3	3	3	3	3	3	3	3	3	3	3	3	3	3	3	3
			C	3	3	3	3	3	3	3	3	3	1	1	1	3	3	3	3	3	3	3	3	3	1	1	1	3	3	3	3	3	3	3	3	3	3	3	3	3	3	3	3	3	3	3	3	3	3	3	3
			B	3	3	3	3	3	3	3	3	3	3	1	1	3	3	3	3	3	3	3	3	3	3	1	1	3	3	3	3	3	3	3	3	3	3	3	3	3	3	3	3	3	3	3	3	3	3	3	3
			A	19	19	3	3	3	3	3	3	3	1	1	1	3	3	3	3	3	3	3	3	3	1	1	1	3	3	3	3	3	3	3	3	3	3	3	3	3	3	3	3	3	3	3	3	3	3	19	19

METRAL P/N	DIM C	DIM D	ROW	CONTACT CODE MOD. 1						MOD. 2						MOD. 3						MOD. 4						MOD. 5						MOD. 6						MOD. 7						MOD. 8					
				1	2	3	4	5	6	7	8	9	10	11	12	13	14	15	16	17	18	19	20	21	22	23	24	25	26	27	28	29	30	31	32	33	34	35	36	37	38	39	40	41	42	43	44	45	46	47	48
58355-X73 AND 58355-X73LF	95.93	94.00	D	2	2	2	2	2	2	2	2	2	2	1	1	2	2	2	2	2	2	2	2	2	2	1	1	2	2	2	2	2	2	2	2	2	2	2	2	2	2	2	2	2	2	2	2	2	2	2	2
			C	2	2	2	2	2	2	2	2	2	1	1	1	2	2	2	2	2	2	2	2	2	1	1	1	2	2	2	2	2	2	2	2	2	2	2	2	2	2	2	2	2	2	2	2	2	2	2	2
			B	2	2	2	2	2	2	2	2	2	2	1	1	2	2	2	2	2	2	2	2	2	2	1	1	2	2	2	2	2	2	2	2	2	2	2	2	2	2	2	2	2	2	2	2	2	2	2	2
			A	3	3	2	2	2	2	2	2	2	1	1	1	2	2	2	2	2	2	2	2	2	1	1	1	2	2	2	2	2	2	2	2	2	2	2	2	2	2	2	2	2	2	2	2	2	2	3	3

METRAL P/N	DIM C	DIM D	ROW	CONTACT CODE MOD. 1						MOD. 2						MOD. 3						MOD. 4						MOD. 5						MOD. 6						MOD. 7						MOD. 8					
				1	2	3	4	5	6	7	8	9	10	11	12	13	14	15	16	17	18	19	20	21	22	23	24	25	26	27	28	29	30	31	32	33	34	35	36	37	38	39	40	41	42	43	44	45	46	47	48
58355-X74 AND 58355-X74LF	95.93	94.00	D	2	2	2	2	2	2	2	2	2	2	1	1	2	2	2	2	2	2	2	2	2	2	1	1	2	2	2	2	2	2	2	2	2	2	2	2	2	2	2	2	2	2	2	1	1	2	2	2
			C	2	2	2	2	2	2	2	2	2	1	1	1	2	2	2	2	2	2	2	2	2	1	1	1	2	2	2	2	2	2	2	2	2	2	2	2	2	2	2	2	1	2	2	1	1	2	2	2
			B	2	2	2	2	2	2	2	2	2	2	1	1	2	2	2	2	2	2	2	2	2	2	1	1	2	2	2	2	2	2	2	2	2	2	2	2	2	2	2	2	2	2	2	1	1	1	2	2
			A	4	4	2	2	2	2	2	2	2	1	1	1	2	2	2	2	2	2	2	2	2	1	1	1	2	2	2	2	2	2	2	1	2	2	2	2	2	2	2	2	2	2	2	1	1	1	4	4

This document is the property of and embodies CONFIDENTIAL and PROPRIETARY information of FCI. No part of the information shown on this document may be used in any way or disclosed to others without the written consent of FCI. Copyright FCI.

mat'l code				- -
ltr	ecn no.	dr	date	
R				

tolerances unless otherwise specified		
linear	0.X ±0.3	
	0.XX ±0.13	
	.XXX ±.051	
angles	0° ±2°	
dr	T.BURNGARD	11/19/99
engr	M.STRAWSER	11/19/99
chr	M.STRAWSER	11/19/99
appd	M.STRAWSER	02/29/00

CUSTOMER COPY

projection

MM

scale 1/1

www.fciconnect.com

title METRAL SIGNAL HEADER 4 ROW PRESS-FIT, NO KEYWELL

product family METRAL

code 213

size A

dwg no 58355

sheet 11

sheet index | revision sheet

cage code 22526

REV E - 2006-04-18

Pro/E

PDM: Rev:R STATUS: Released Printed: May 16, 2009

Компания «ЭлектроПласт» предлагает заключение долгосрочных отношений при поставках импортных электронных компонентов на взаимовыгодных условиях!

Наши преимущества:

- Оперативные поставки широкого спектра электронных компонентов отечественного и импортного производства напрямую от производителей и с крупнейших мировых складов;
- Поставка более 17-ти миллионов наименований электронных компонентов;
- Поставка сложных, дефицитных, либо снятых с производства позиций;
- Оперативные сроки поставки под заказ (от 5 рабочих дней);
- Экспресс доставка в любую точку России;
- Техническая поддержка проекта, помощь в подборе аналогов, поставка прототипов;
- Система менеджмента качества сертифицирована по Международному стандарту ISO 9001;
- Лицензия ФСБ на осуществление работ с использованием сведений, составляющих государственную тайну;
- Поставка специализированных компонентов (Xilinx, Altera, Analog Devices, Intersil, Interpoint, Microsemi, Aeroflex, Peregrine, Syfer, Eurofarad, Texas Instrument, Miteq, Cobham, E2V, MA-COM, Hittite, Mini-Circuits,General Dynamics и др.);

Помимо этого, одним из направлений компании «ЭлектроПласт» является направление «Источники питания». Мы предлагаем Вам помощь Конструкторского отдела:

- Подбор оптимального решения, техническое обоснование при выборе компонента;
- Подбор аналогов;
- Консультации по применению компонента;
- Поставка образцов и прототипов;
- Техническая поддержка проекта;
- Защита от снятия компонента с производства.

Как с нами связаться

Телефон: 8 (812) 309 58 32 (многоканальный)
Факс: 8 (812) 320-02-42
Электронная почта: org@eplast1.ru
Адрес: 198099, г. Санкт-Петербург, ул. Калинина, дом 2, корпус 4, литера А.