

Feed-through terminal block - HDFK 4 - 0707086

Please be informed that the data shown in this PDF Document is generated from our Online Catalog. Please find the complete data in the user's documentation. Our General Terms of Use for Downloads are valid (<http://download.phoenixcontact.com>)




Feed-through terminal block, Connection method: Screw connection, Screw connection, Load current : 41 A, Cross section: 0.2 mm² - 6 mm², AWG 24 - 12, Connection direction of the conductor to plug-in direction: 0 °, Width: 8.1 mm, Color: gray

Product description

Feed-through terminal block, Connection method: Screw connection, Screw connection, Load current : 41 A, Cross section: 0.2 mm² - 6 mm², AWG 24 - 12, Connection direction of the conductor to plug-in direction: 0 °, Width: 8.1 mm, Color: gray



Key commercial data

Packing unit	1
Minimum order quantity	50
Catalog page	Page 626 (CC-2009)
GTIN	 4 017918 003869
Weight per piece (including packing)	0.0 GRM
Weight per Piece (excluding packing)	8.89 GRM
Country of origin	GREECE

Technical data

General

Number of levels	1
Number of connections	2
Color	gray
Insulating material	PA
Inflammability class according to UL 94	V0

Dimensions

Width	8.1 mm
-------	--------

Technical data

Rated surge voltage	6 kV
Pollution degree	3
Surge voltage category	III
Insulating material group	I

Feed-through terminal block - HDFK 4 - 0707086

Technical data

Technical data

Connection in acc. with standard	IEC 60947-7-1
Nominal current I _N	32 A
Nominal voltage U _N	400 V (With metal panels of 1 mm ... 2.5 mm)
Nominal voltage U _N	250 V (With metal panels over 2.5 mm ... 4 mm)
Nominal voltage U _N	400 V (With plastic panels of 1 mm ... 4 mm)

Connection data

Conductor cross section solid min.	0.2 mm ²
Conductor cross section solid max.	6 mm ²
Conductor cross section stranded min.	0.2 mm ²
Conductor cross section stranded max.	4 mm ²
Conductor cross section AWG/kcmil min.	24
Conductor cross section AWG/kcmil max	10
Conductor cross section stranded, with ferrule without plastic sleeve min.	0.25 mm ²
Conductor cross section stranded, with ferrule without plastic sleeve max.	4 mm ²
Conductor cross section stranded, with ferrule with plastic sleeve min.	0.25 mm ²
Conductor cross section stranded, with ferrule with plastic sleeve max.	4 mm ²
2 conductors with same cross section, solid min.	0.2 mm ²
2 conductors with same cross section, solid max.	1.5 mm ²
2 conductors with same cross section, stranded min.	0.2 mm ²
2 conductors with same cross section, stranded max.	1.5 mm ²
2 conductors with same cross section, stranded, ferrules without plastic sleeve, min.	0.25 mm ²
2 conductors with same cross section, stranded, ferrules without plastic sleeve, max.	1.5 mm ²
2 conductors with same cross section, stranded, TWIN ferrules with plastic sleeve, min.	0.5 mm ²
2 conductors with same cross section, stranded, TWIN ferrules with plastic sleeve, max.	2.5 mm ²
Cross section with insertion bridge, solid max.	4 mm ²
Cross section with insertion bridge, stranded max.	2.5 mm ²
Connection method	Screw connection
Stripping length	9 mm
Internal cylindrical gage	A4
Screw thread	M3
Tightening torque, min	0.6 Nm
Tightening torque max	0.8 Nm

Classifications

eClass

eClass 4.0	27141131
------------	----------

Feed-through terminal block - HDFK 4 - 0707086

Classifications

eClass

eClass 4.1	27141131
eClass 5.0	27141134
eClass 5.1	27141134
eClass 6.0	27141134

etim

ETIM 2.0	EC001283
ETIM 3.0	EC001283
ETIM 4.0	EC001283

unspsc

UNSPSC 6.01	30211811
UNSPSC 7.0901	39121410
UNSPSC 11	39121410
UNSPSC 12.01	39121410
UNSPSC 13.2	39121410

Approvals

Certificates

Certification

CSA / UL Recognized / KEMA-KEUR / cUL Recognized / GOST / PRS / IECCEB Scheme / GOST / cULus Recognized

Certification EX

Certification submitted

Approval details

CSA	
mm ² /AWG/kcmil	22-10
Nominal current I _N	30 A
Nominal voltage U _N	300 V

UL Recognized		
	B	D
mm ² /AWG/kcmil	30-10	30-10
Nominal current I _N	30 A	10 A

Feed-through terminal block - HDFK 4 - 0707086

Approvals

	B	D
Nominal voltage UN	300 V	300 V

KEMA-KEUR	
mm ² /AWG/kcmil	4
Nominal current IN	32 A
Nominal voltage UN	250 V

cUL Recognized		
	B	D
mm ² /AWG/kcmil	30-10	30-10
Nominal current IN	30 A	10 A
Nominal voltage UN	300 V	300 V

GOST

PRS

IECEE CB Scheme	
mm ² /AWG/kcmil	4
Nominal current IN	32 A
Nominal voltage UN	250 V

GOST

cULus Recognized

Accessories

Accessories

Bridges

Insertion bridge - EBS 2- 8 - 3118151

Insertion bridge, Number of positions: 2, Color: gray



Feed-through terminal block - HDFK 4 - 0707086

Accessories

Insertion bridge - EBS 3- 8 - 3118148

Insertion bridge, Number of positions: 3, Color: gray



Insertion bridge - EBS 10- 8 - 3118135

Insertion bridge, Number of positions: 10, Color: gray



Marking

Zack marker strip - ZB 6:UNBEDRUCKT - 1051003

Zack marker strip, Strip, white, Unlabeled, Can be labeled with: Plotter, Mounting type: Snap into tall marker groove, For term



Marker for terminal blocks - UC-TM 6 - 0818085

Marker for terminal blocks, Sheet, white, Unlabeled, Can be labeled with: Bluemark, Plotter, Mounting type: Snap into tall ma



Zack Marker strip, flat - ZBF 6:UNBEDRUCKT - 0808710

Zack Marker strip, flat, Strip, white, Unlabeled, Can be labeled with: Plotter, Mounting type: Snap into flat marker groove, For



Feed-through terminal block - HDFK 4 - 0707086

Accessories

Marker for terminal blocks - TMT 6 R - 0816498

Marker for terminal blocks, Roll, white, Unlabeled, Can be labeled with: Thermomark R, Thermomark X, Thermomark S, Per



Marker for terminal blocks - TMT (EX9,5)R - 0828295

Marker for terminal blocks, Roll, white, Unlabeled, Can be labeled with: Thermomark R, Thermomark X, Thermomark S, Mou



Tools

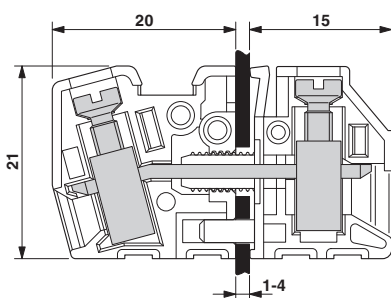
Screwdriver - SZS 0,6X3,5 - 1205053

Actuation tool, for ST terminal blocks, insulated, also suitable for use as a bladed screwdriver, size: 0.6 x 3.5 x 100 mm, 2-co

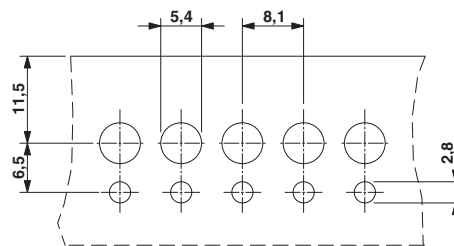


Drawings

Dimensioned drawing



Dimensioned drawing





Компания «ЭлектроПласт» предлагает заключение долгосрочных отношений при поставках импортных электронных компонентов на взаимовыгодных условиях!

Наши преимущества:

- Оперативные поставки широкого спектра электронных компонентов отечественного и импортного производства напрямую от производителей и с крупнейших мировых складов;
- Поставка более 17-ти миллионов наименований электронных компонентов;
- Поставка сложных, дефицитных, либо снятых с производства позиций;
- Оперативные сроки поставки под заказ (от 5 рабочих дней);
- Экспресс доставка в любую точку России;
- Техническая поддержка проекта, помощь в подборе аналогов, поставка прототипов;
- Система менеджмента качества сертифицирована по Международному стандарту ISO 9001;
- Лицензия ФСБ на осуществление работ с использованием сведений, составляющих государственную тайну;
- Поставка специализированных компонентов (Xilinx, Altera, Analog Devices, Intersil, Interpoint, Microsemi, Aeroflex, Peregrine, Syfer, Eurofarad, Texas Instrument, Miteq, Cobham, E2V, MA-COM, Hittite, Mini-Circuits, General Dynamics и др.);

Помимо этого, одним из направлений компании «ЭлектроПласт» является направление «Источники питания». Мы предлагаем Вам помощь Конструкторского отдела:

- Подбор оптимального решения, техническое обоснование при выборе компонента;
- Подбор аналогов;
- Консультации по применению компонента;
- Поставка образцов и прототипов;
- Техническая поддержка проекта;
- Защита от снятия компонента с производства.



Как с нами связаться

Телефон: 8 (812) 309 58 32 (многоканальный)

Факс: 8 (812) 320-02-42

Электронная почта: org@eplast1.ru

Адрес: 198099, г. Санкт-Петербург, ул. Калинина, дом 2, корпус 4, литера А.