

500mA Low Quiescent Current CMOS LDO

DESCRIPTION

TS9013 is a positive voltage regulator developed utilizing CMOS technology featured very low power consumption, low dropout voltage and high output voltage accuracy. Built in low on-resistor provides low dropout voltage and large output current. A 2.2 μ F or greater can be used as an output capacitor. TS9013 are prevented device failure under the worst operation condition with both thermal shutdown and current fold-back. These series are recommended for configuring portable devices and large current application, respectively.

FEATURES


- Output current up to 500mA
- Low power consumption, 15 μ A(typ.) @ $V_o=5V$
- Output voltage $\pm 2\%$
- Internal current limit
- Thermal shutdown protection
- Compliant to RoHS Directive 2011/65/EU and in accordance to WEEE 2002/96/EC.
- Halogen-free according to IEC 61249-2-21

APPLICATION

- Palmtops
- Video recorders
- Battery powered equipment
- PC peripherals
- CD-ROM, DVD ROM
- Digital signal camera



SOT-89



Pin Definition:

1. Ground
2. Input
3. Output

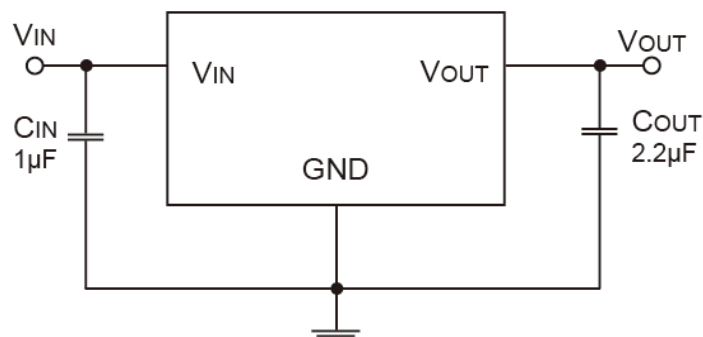
SOT-223



Pin Definition:

1. Input
2. Ground
3. Output

TYPICAL APPLICATION CIRCUIT



ABSOLUTE MAXIMUM RATINGS ($T_A = 25^\circ\text{C}$ unless otherwise noted)			
PARAMETER	SYMBOL	LIMIT	UNIT
Input Supply Voltage	V_{IN}	12	V
Recommend Operating Input Voltage	V_{IN}	10	V
Output Current	I_O	500	mA
Power Dissipation (without heat sink)	SOT-89	0.5	W
	SOT-223	0.7	
Operating Junction Temperature Range	T_J	-40 ~ +150	$^\circ\text{C}$
Storage Temperature Range	T_{STG}	-65 ~ +150	$^\circ\text{C}$
Lead Soldering Temperature (260 $^\circ\text{C}$)		5	S

Notes: Stress above the listed absolute rating may cause permanent damage to the device.

ELECTRICAL SPECIFICATIONS ($T_A = 25^\circ\text{C}$ unless otherwise noted)						
PARAMETER	CONDITIONS	MIN	TYP	MAX	UNIT	
Output Voltage	$V_{IN}=V_O + 1V$, $I_O = 1\text{mA}$,	TS90135	4.90	5.0	5.10	V
		TS9013S	3.23	3.3	3.36	
		TS9013K	2.45	2.5	2.55	
		TS9013D	1.76	1.8	1.83	
	$V_{IN}=V_O + 1V$, $I_O = 1\text{mA} \sim 500\text{mA}$	TS90135	4.85	5.0	5.10	V
		TS9013S	3.20	3.3	3.36	
		TS9013K	2.42	2.5	2.55	
		TS9013D	1.74	1.8	1.83	
Maximum Output Current	$V_{IN}=V_O+1V$,	500	--	--	mA	
Input Stability	$V_O+1V \leq V_{IN} \leq V_O+2V$, $I_O=1\text{mA}$	--	0.2	0.3	%	
Load Regulation (Note1)	$V_{IN}=V_O+1V$, $1\text{mA} \leq I_L \leq 500\text{mA}$	TS90135	--	40	80	mV
		TS9013S				
	$V_{IN}=V_O+1V$, $1\text{mA} \leq I_L \leq 500\text{mA}$	TS9013K	--	40	90	
		TS9013D				
Dropout Voltage (Note 2)	$I_O=300\text{mA}$	TS90135	--	300	500	mV
		TS9013S				
	$I_O=500\text{mA}$	TS90135	--	500	600	
		TS9013S				
	$I_O=500\text{mA}$	TS9013K	--	600	850	
		TS9013D				
Quiescent Current	$V_{IN}=V_O+1V$, $I_O=0A$	--	15	25	μA	
Output Current Limit	$V_{OUT} < 0.4V$	550	--	--	mA	
Power Supply Rejection Ratio	At $f=100\text{KHz}$, $I_O=10\text{mA}$	--	30	--	dB	
Output Voltage Temperature Coefficient		--	100	--	ppm/ $^\circ\text{C}$	

Note:

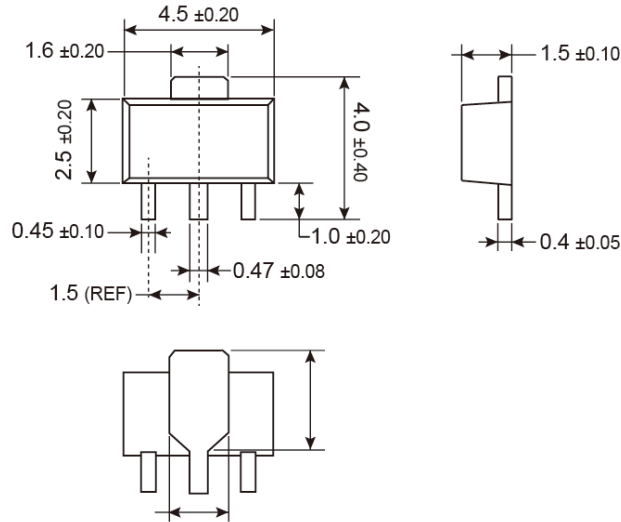
1. Regulation is measured at constant junction temperature, using pulsed ON time.
2. Dropout is measured at constant junction temperature, using pulsed ON time, and the criterion is V_{OUT} inside target value +/- 3%.

ORDERING INFORMATION

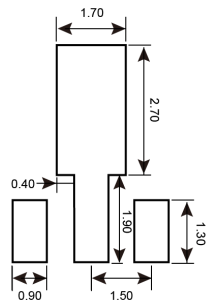
OUTPUT VOLTAGE	PART NO.	PACKAGE	PACKING
1.8V	TS9013DCW RPG	SOT-223	2,500pcs / 13" Reel
	TS9013DCY RMG	SOT-89	1,000pcs / 7" Reel
2.5V	TS9013KCW RPG	SOT-223	2,500pcs / 13" Reel
3.3V	TS9013SCW RPG	SOT-223	2,500pcs / 13" Reel
	TS9013SCY RMG	SOT-89	1,000pcs / 7" Reel
5V	TS90135CW RPG	SOT-223	2,500pcs / 13" Reel

PACKAGE OUTLINE DIMENSIONS (Unit: Millimeters)


SOT-89



SUGGESTED PAD LAYOUT (Unit: Millimeters)



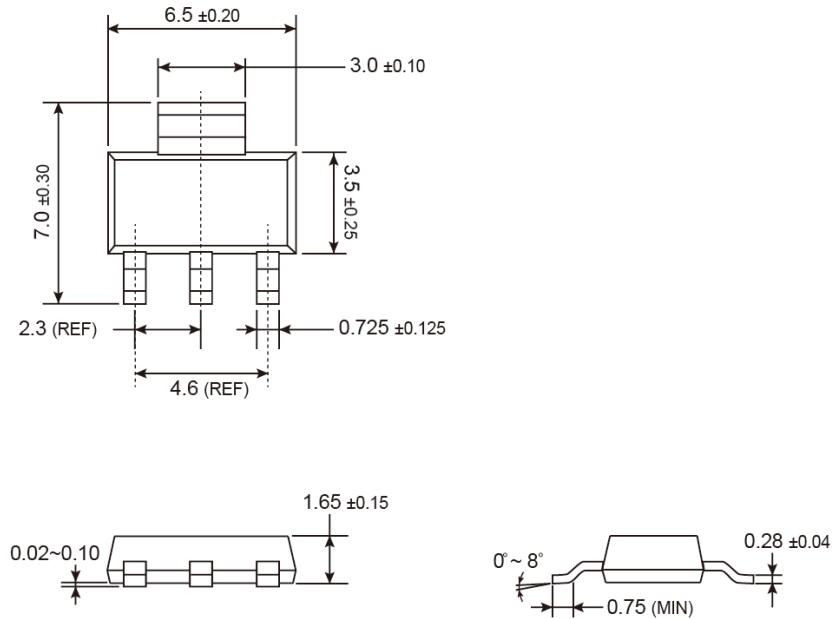
MARKING DIAGRAM



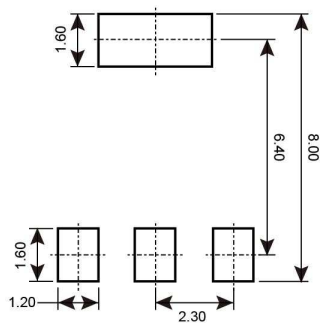
- Y** = Year Code
- M** = Month Code for Halogen Free Product
 - O** =Jan **P** =Feb **Q** =Mar **R** =Apr
 - S** =May **T** =Jun **U** =Jul **V** =Aug
 - W** =Sep **X** =Oct **Y** =Nov **Z** =Dec
- L** = Lot Code (1~9, A~Z)
- X** = Fixed Output Voltage Code
 - 18**=1.8V, **33**=3.3V, **50**=5.0V..

PACKAGE OUTLINE DIMENSIONS (Unit: Millimeters)

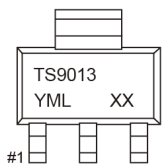
SOT-223



SUGGESTED PAD LAYOUT (Unit: Millimeters)



MARKING DIAGRAM



- Y** = Year Code
- M** = Month Code for Halogen Free Product
 - O** =Jan **P** =Feb **Q** =Mar **R** =Apr
 - S** =May **T** =Jun **U** =Jul **V** =Aug
 - W** =Sep **X** =Oct **Y** =Nov **Z** =Dec
- L** = Lot Code (1~9, A~Z)
- X** = Fixed Output Voltage Code
 - 18**=1.8V, **25**=3.3V, **33**=3.3V, **50**=5.0V..

Notice

Specifications of the products displayed herein are subject to change without notice. TSC or anyone on its behalf, assumes no responsibility or liability for any errors or inaccuracies.

Information contained herein is intended to provide a product description only. No license, express or implied, to any intellectual property rights is granted by this document. Except as provided in TSC's terms and conditions of sale for such products, TSC assumes no liability whatsoever, and disclaims any express or implied warranty, relating to sale and/or use of TSC products including liability or warranties relating to fitness for a particular purpose, merchantability, or infringement of any patent, copyright, or other intellectual property right.

The products shown herein are not designed for use in medical, life-saving, or life-sustaining applications. Customers using or selling these products for use in such applications do so at their own risk and agree to fully indemnify TSC for any damages resulting from such improper use or sale.



Компания «ЭлектроПласт» предлагает заключение долгосрочных отношений при поставках импортных электронных компонентов на взаимовыгодных условиях!

Наши преимущества:

- Оперативные поставки широкого спектра электронных компонентов отечественного и импортного производства напрямую от производителей и с крупнейших мировых складов;
- Поставка более 17-ти миллионов наименований электронных компонентов;
- Поставка сложных, дефицитных, либо снятых с производства позиций;
- Оперативные сроки поставки под заказ (от 5 рабочих дней);
- Экспресс доставка в любую точку России;
- Техническая поддержка проекта, помощь в подборе аналогов, поставка прототипов;
- Система менеджмента качества сертифицирована по Международному стандарту ISO 9001;
- Лицензия ФСБ на осуществление работ с использованием сведений, составляющих государственную тайну;
- Поставка специализированных компонентов (Xilinx, Altera, Analog Devices, Intersil, Interpoint, Microsemi, Aeroflex, Peregrine, Syfer, Eurofarad, Texas Instrument, Miteq, Cobham, E2V, MA-COM, Hittite, Mini-Circuits, General Dynamics и др.);

Помимо этого, одним из направлений компании «ЭлектроПласт» является направление «Источники питания». Мы предлагаем Вам помощь Конструкторского отдела:

- Подбор оптимального решения, техническое обоснование при выборе компонента;
- Подбор аналогов;
- Консультации по применению компонента;
- Поставка образцов и прототипов;
- Техническая поддержка проекта;
- Защита от снятия компонента с производства.



Как с нами связаться

Телефон: 8 (812) 309 58 32 (многоканальный)

Факс: 8 (812) 320-02-42

Электронная почта: org@eplast1.ru

Адрес: 198099, г. Санкт-Петербург, ул. Калинина, дом 2, корпус 4, литера А.