

Oven Controlled Crystal Oscillators


AOCJYR-24.576MHz-M6069LF



ESD Sensitive



RoHS / RoHS II Compliant



9.7 x 7.5 x 4.3 mm SMD

Moisture Sensitivity Level (MSL) – 1

OVERVIEW:

Abrakon's AOCJYR series of World's Smallest Profile, Surface Mount- Ovenized Quartz Crystal Oscillators are based on Proprietary Mercury™ ASIC technology, patented by Rakon. This Advanced Technology coupled with Rakon's proprietary manufacturing techniques enable ± 10 ppb stability over -20°C to $+70^{\circ}\text{C}$, with typical short-term aging of better than ± 2 ppb per day.

Sophisticated Integrated Oven Control architecture ensures fast warm-up time, while minimizes initial power consumption to 350mW typical at 25°C . Further, the integration of critical functionality improves overall product reliability by reducing FIT rates 10x relative to traditional discrete OCXOs.

The AOCJYR series is offered in Industry leading 9.7 x 7.5 x 4.3 mm SMT package, while AOCJYR-DIL is available in 21.7 x 13.08 x 8.6 mm leaded hermetic package.

FEATURES:

- Compact package size: 9.7 x 7.5 x 4.3mm
- Frequency stability over temperature as low as ± 50 ppb over -40 to $+85^{\circ}\text{C}$
- Low power consumption
- High reliability

APPLICATIONS:

- Stratum 3
- Small Cells
- Switches and Routers
- Time & Frequency References
- SyncE and IEEE 1588

STANDARD SPECIFICATIONS:

Parameters	Minimum	Typical	Maximum	Units	Notes
Nominal Frequency	24.576			MHz	
Supply Voltage (Vdd)	3.135	3.3	3.465	V	
Input Power (warm-up)		1000		mW	
Input Power (steady-state)			400	mW	@ 25°C still air
Operable Temperature Range	-40		85	$^{\circ}\text{C}$	
Storage Temperature Range	-55		+125	$^{\circ}\text{C}$	
Initial Frequency Tolerance @ 25°C At time of shipment			± 0.5	ppm	See Note 1
Reflow Shift			± 1	ppm	After 1hr recovery @ 25°C
Frequency Stability over Operating Temperature Range in Still Air			± 50	ppb	Ref. to $(F_{\text{MAX}}+F_{\text{MIN}})/2$. See Note 1
Slope in Still Air			± 2	ppb/ $^{\circ}\text{C}$	Temperature ramp 1 $^{\circ}\text{C}/\text{minute}$ max.
Stability vs. Supply Voltage Change		± 10		ppb	$\pm 5\%$ variation in Vdd, ref. to freq. @ Vdd=3.3V
Load Coefficient		± 10		ppb	± 5 pF variation in load, ref. to freq. @ 15pF load
Frequency Aging (per day)			± 2	ppb	See Note 3
Frequency Aging (long-term stability)	First Year		± 1	ppm	
	10 Years		± 3	ppm	
Warm-up Time		<3		minute	See Note 2

Oven Controlled Crystal Oscillators


AOCJYR-24.576MHz-M6069LF



ESD Sensitive



RoHS / RoHS II Compliant



9.7 x 7.5 x 4.3 mm SMD

STANDARD SPECIFICATIONS CONTINUED:

Parameters	Minimum	Typical	Maximum	Units	Notes
Root Allan Variance		7×10^{-11}			@25°C, $\tau=0.1s$
		7×10^{-11}			@25°C, $\tau=1.0s$
		7×10^{-11}			@25°C, $\tau=10s$
		8×10^{-11}			@25°C, $\tau=100s$
		8×10^{-11}			@25°C, $\tau=1000s$
Acceleration Sensitivity		<2		ppb/g	Gamma vector of all 3 axes from 30Hz to 1500Hz
Output Type	LVCMOS				
High-level Output Voltage (V_{OH})	90%*Vdd			V	
Low-level Output Voltage (V_{OL})			10%*Vdd	V	
Output Load	10	15	20	pF	
Rise and Fall Time (t_r, t_f)			4	ns	
Duty Cycle	45		55	%	Measured at 50% level
Control Voltage (V_c)	0.5		2.5	V	
Frequency Tuning Range (over Control Voltage range)	± 5		± 15	ppm	Ref. to Frequency @ $V_c=1.5V$
Frequency Tuning Linearity			1	%	Deviation from linear over control voltage range
Slope	Positive				
Port Input Impedance	80			k Ω	
Modulation Bandwidth		3.5		kHz	
Phase Noise @ 24.576MHz Carrier					
@ 1 Hz offset		-55		dBc / Hz	
@ 10 Hz offset		-88		dBc / Hz	
@ 100 Hz offset		-110		dBc / Hz	
@ 1,000 Hz offset		-135		dBc / Hz	
@ 10,000 Hz offset		-148		dBc / Hz	
@ 100,000 Hz offset		-152		dBc / Hz	
@ 1,000,000 Hz offset		-153		dBc / Hz	

Note:

- The characteristics of the component may be temporarily affected by the processes of assembly and soldering. The frequency specifications apply 48 hours after assembly. Nominal conditions apply unless otherwise stated.
- Time needed for frequency to be within ± 20 ppb reference to frequency after 1hour, at 25°C. Parameter is assembly and operating history dependent
- After 30 days of continuous operation.

Oven Controlled Crystal Oscillators


AOCJYR-24.576MHz-M6069LF



ESD Sensitive



RoHS / RoHS II Compliant



9.7 x 7.5 x 4.3 mm SMD

REFERENCE DESIGN INFORMATION

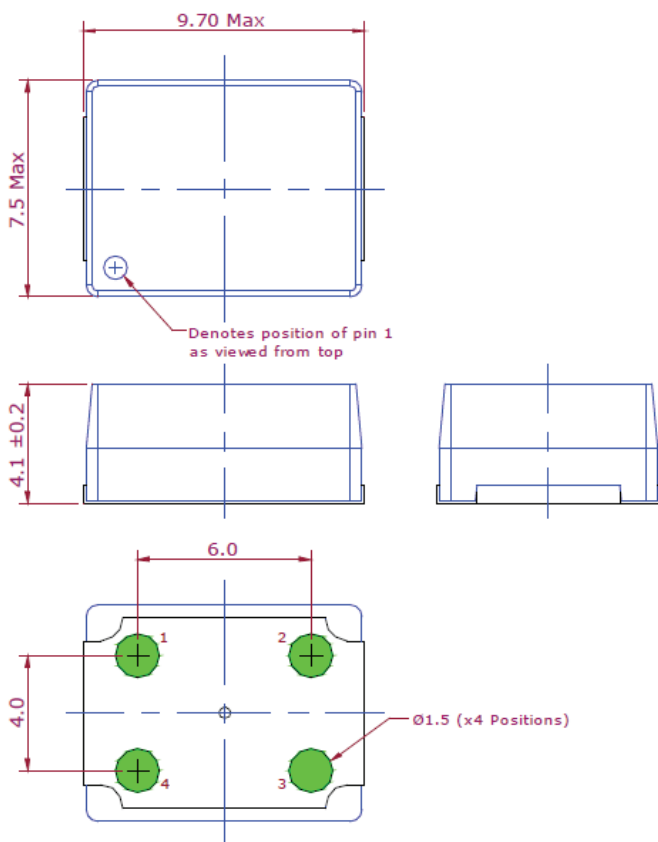
AOCJYR-24.576MHz-M6069LF is equivalent to Rakon P/N M6069LF.

PART IDENTIFICATION:

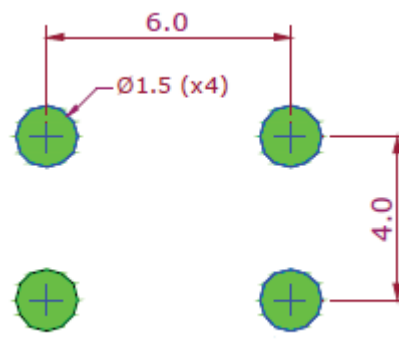
AOCJYR- 24.576MHz -M6069LF -

Packing
Blank: Bulk
T: Tape & Reel (1k/reel)

OUTLINE DIMENSION:



Recommended Land Pattern



Pin	Function
1	Control Voltage
2	Ground
3	RF-output
4	Supply Voltage

Note:

1. For correct operation, decouple the supply voltage with a 10µF capacitor close to the oscillator.
2. The GND of the control voltage needs to be connected directly to pin 2 as ground lead impedance may cause performance degradation.

Dimension: mm

Oven Controlled Crystal Oscillators



9.7 x 7.5 x 4.3 mm SMD

AOCJYR-24.576MHz-M6069LF

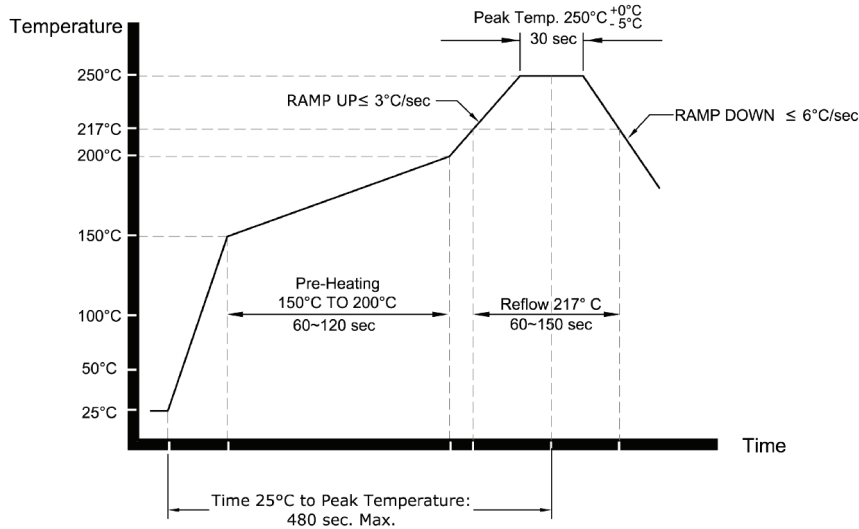


ESD Sensitive



RoHS / RoHS II Compliant

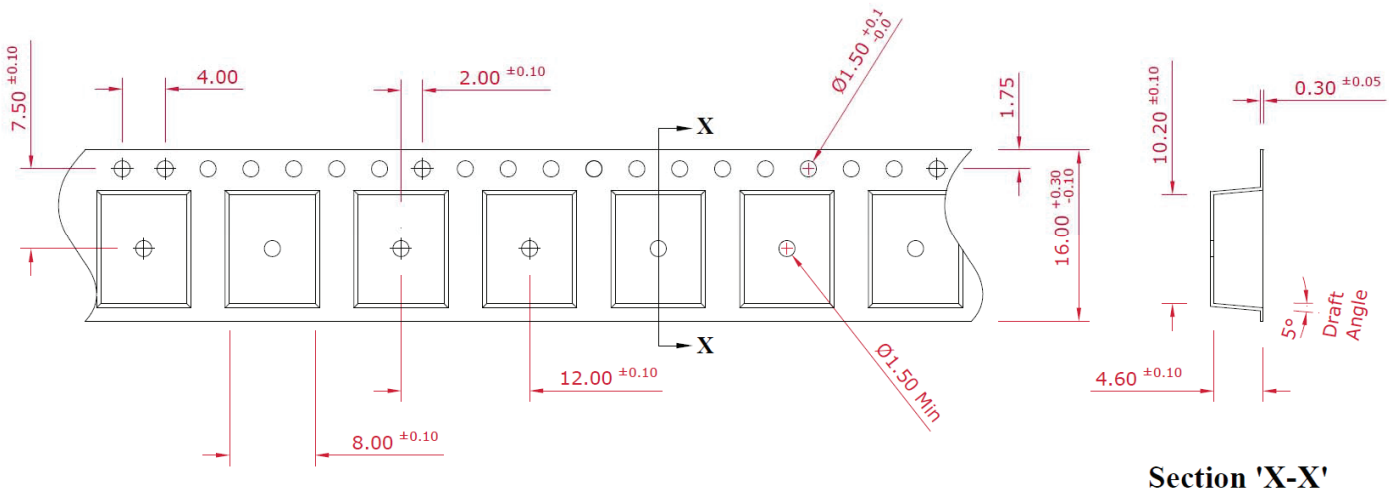
REFLOW PROFILE:



TAPE & REEL:

Packaging: 1000pcs/reel

Reel Size: Ø13"



Dimension: mm

ATTENTION: Abracon Corporation's products are COTS – Commercial-Off-The-Shelf products; suitable for Commercial, Industrial and, where designated, Automotive Applications. Abracon's products are not specifically designed for Military, Aviation, Aerospace, Life-dependant Medical applications or any application requiring high reliability where component failure could result in loss of life and/or property. For applications requiring high reliability and/or presenting an extreme operating environment, written consent and authorization from Abracon Corporation is required. Please contact Abracon Corporation for more information.

ABRACON IS
ISO9001:2008
CERTIFIED



ABRACON
CORPORATION

Visit www.abracon.com for Terms & Conditions of Sale

30332 Esperanza, Rancho Santa Margarita, California 92688
tel 949-546-8000 | fax 949-546-8001 | www.abracon.com

Revised: 08.20.14



Компания «ЭлектроПласт» предлагает заключение долгосрочных отношений при поставках импортных электронных компонентов на взаимовыгодных условиях!

Наши преимущества:

- Оперативные поставки широкого спектра электронных компонентов отечественного и импортного производства напрямую от производителей и с крупнейших мировых складов;
- Поставка более 17-ти миллионов наименований электронных компонентов;
- Поставка сложных, дефицитных, либо снятых с производства позиций;
- Оперативные сроки поставки под заказ (от 5 рабочих дней);
- Экспресс доставка в любую точку России;
- Техническая поддержка проекта, помощь в подборе аналогов, поставка прототипов;
- Система менеджмента качества сертифицирована по Международному стандарту ISO 9001;
- Лицензия ФСБ на осуществление работ с использованием сведений, составляющих государственную тайну;
- Поставка специализированных компонентов (Xilinx, Altera, Analog Devices, Intersil, Interpoint, Microsemi, Aeroflex, Peregrine, Syfer, Eurofarad, Texas Instrument, Miteq, Cobham, E2V, MA-COM, Hittite, Mini-Circuits, General Dynamics и др.);

Помимо этого, одним из направлений компании «ЭлектроПласт» является направление «Источники питания». Мы предлагаем Вам помощь Конструкторского отдела:

- Подбор оптимального решения, техническое обоснование при выборе компонента;
- Подбор аналогов;
- Консультации по применению компонента;
- Поставка образцов и прототипов;
- Техническая поддержка проекта;
- Защита от снятия компонента с производства.



Как с нами связаться

Телефон: 8 (812) 309 58 32 (многоканальный)

Факс: 8 (812) 320-02-42

Электронная почта: org@eplast1.ru

Адрес: 198099, г. Санкт-Петербург, ул. Калинина, дом 2, корпус 4, литера А.