


Type 760M

Metallized Polypropylene Film Capacitors

Type 760M Axial Lead Round Profile Metallized Polypropylene Film Capacitors



Specifications

Capacitance Range:

0.01 to 60.0 μF

Capacitance Tolerance:

$\pm 5\%$ and $\pm 10\%$, standard
(tolerances as close as $\pm 1\%$ available)

Voltage Rating:

160 to 630 VDC
100 to 250 VAC

Operating Temperature

Units may be operated at full rated voltage from -55°C to $+85^{\circ}\text{C}$.

Voltage De-rating above $+85^{\circ}\text{C}$:

Units may be operated up to a maximum of $+105^{\circ}\text{C}$ provided the voltage is de-rated linearly to 50% of the $+85^{\circ}\text{C}$ rating.

Dissipation Factor:

Varies with capacitance and frequency, please contact us for specific details associated with your application environment.

Insulation Resistance (measured at 100 VDC):

At $+25^{\circ}\text{C}$: 400,000 $\text{M}\Omega$ for $C \leq 0.5 \mu\text{F}$
200,000 $\text{M}\Omega$ - μF for $C > 0.5 \mu\text{F}$
At $+85^{\circ}\text{C}$: 20,000 $\text{M}\Omega$ for $C \leq 0.5 \mu\text{F}$
10,000 $\text{M}\Omega$ - μF for $C > 0.5 \mu\text{F}$

These are minimum ratings, call us if you have a more demanding requirement.

Encapsulation:

Wrapped with flame retardant polyester tape (meets UL510 specifications) and potted with flame retardant epoxy (meets UL94V-0 specifications).

Lead Wire:

Tinned Copper-Clad Steel for wire sizes:
0.020 (0.5) diameter (#24 AWG)

Tinned Copper for wire sizes:
0.025 (0.6) diameter (#22 AWG)
0.032 (0.8) diameter (#20 AWG)
0.040 (1.0) diameter (#18 AWG)

Dielectric/Construction:

Metallized Polypropylene film, single section design. Non-Inductively wound.

In addition to the information provided here CDE also offers complete design and manufacturing of specific capacitance values, custom form factors, special lead terminations, etc.

Dimensions are in inches, millimeters in parentheses
CDE reserves the right to amend design data

General Specifications

The 760M series is designed and manufactured for use in many demanding power applications. They are non-inductively wound using the most reliable metallized polypropylene film available. A wide range of capacitance values, voltage ratings, lead terminations and sizes offer the designer an array of options to best meet the form, fit and function requirements specified.

Operating Temperature Range:

Standard operating temperature range is -55°C to $+85^{\circ}\text{C}$. Units may be operated at the full rated voltage within this temperature range.

The 760M series may be operated up to a maximum temperature of $+105^{\circ}\text{C}$, however the voltage must be linearly de-rated to 50% of the full rated voltage at $+105^{\circ}\text{C}$.

Dielectric Withstanding Voltage:

Units shall withstand a DC potential of 200% of rated voltage applied between terminals for not more than 2 minutes.

Lead Bend Test:

After 3 consecutive 180° bends. No damage.

Lead Pull Test:

5 pounds (2.3 Kg) for one minute on lead axis. No damage.

Humidity Testing:

Units subjected to 95% relative humidity for 250 hours with no voltage applied at $+40^{\circ}\text{C}$. After 4 hours of drying, minimum product of insulation resistance and capacitance shall be $40,000\text{ M}\Omega\text{-}\mu\text{F}$, but need not exceed $80,000\text{ M}\Omega$ at $+25^{\circ}\text{C}$.

DC Voltage Life Test:

1000 hours at $+85^{\circ}\text{C}$ at 150% of rated voltage. After test; capacitance shall not have changed by more than $\pm 2\%$ of initial value, insulation resistance shall not have decreased by more than 50% of initial value and dissipation factor shall not have increased to more than 0.12%. In addition, there shall be no open or short circuits, and no sign of visible damage.

AC Voltage Life Test:

Minimum of 1000 hours at $+85^{\circ}\text{C}$ at 60 Hz. AC test voltage applied at 110% of rated AC voltage. After test; capacitance shall not have changed by more than $\pm 5\%$ of initial value, insulation resistance shall not have decreased by more than 50% of initial value and dissipation factor shall not have changed by more than 0.03%. In addition, there shall be no open or short circuits, and no sign of visible damage. All measurements made at 1 KHz.

Dielectric Material/Construction:

The 760M series is manufactured using metallized polypropylene film as the dielectric. The capacitor element is non-inductively wound in a single section design.

Metallized polypropylene film utilizes a base film of polypropylene with a thin layer of aluminum vacuum deposited directly on the film as the electrode.

Metallized film exhibits a characteristic called "self-healing" or "self-clearing", which is the ability to remove a fault or short circuit in the dielectric film by vaporizing (from high current density) the metallization near the defect. The metallization is so thin that negligible film damage occurs during the clearing process. The vaporized metal oxidizes over time, aiding in the isolation of a fault area.

Additional Testing Notes:

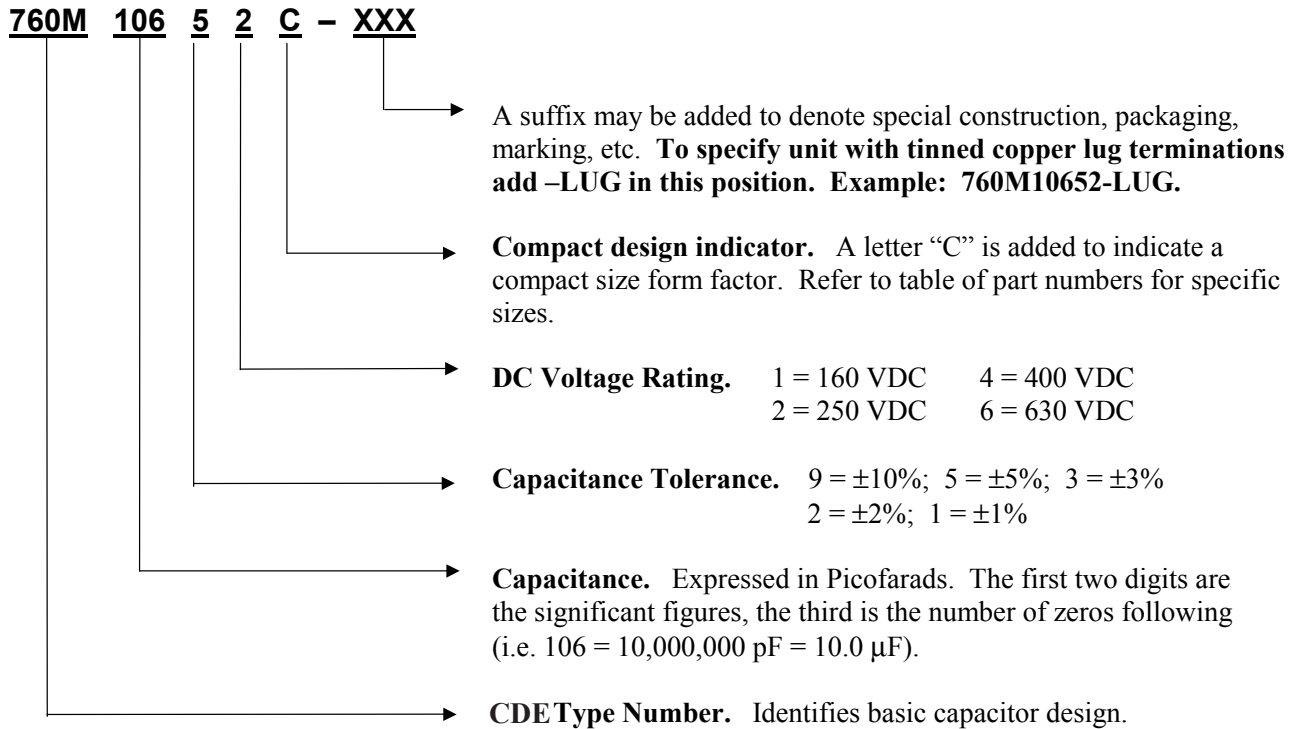
Since it is not possible to list every detail of testing we perform we strongly encourage you to contact us with any specific question or requirement you may have. Thank you.

Dimensions are in inches, millimeters in parentheses
CDE reserves the right to amend design data

Type 760M

Metallized Polypropylene Film Capacitors

Ordering/Part Number Information



Standard Marking Format

Sample Marking on unit

CDE760M(C)
106J 250V
0130

Description

CDE - CDE Identification
760M - Type Number. 760MC indicates compact design.
250V - DC Voltage Rating
106J - Capacitance and Tolerance Code
0130 - Weekly Date Code (i.e. 30th week of 2001)

Tolerance codes per EIA standards

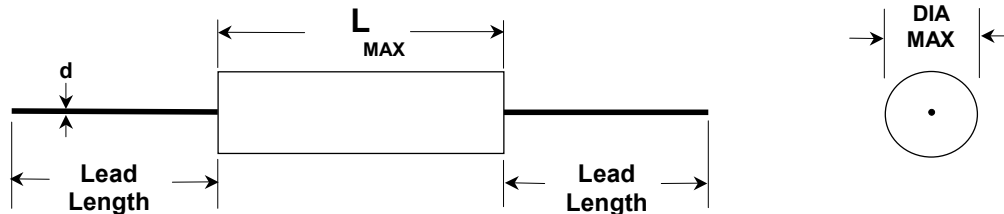
F $\pm 1\%$
G $\pm 2\%$
H $\pm 3\%$
J $\pm 5\%$
K $\pm 10\%$

Dimensions are in inches, millimeters in parentheses
CDE reserves the right to amend design data

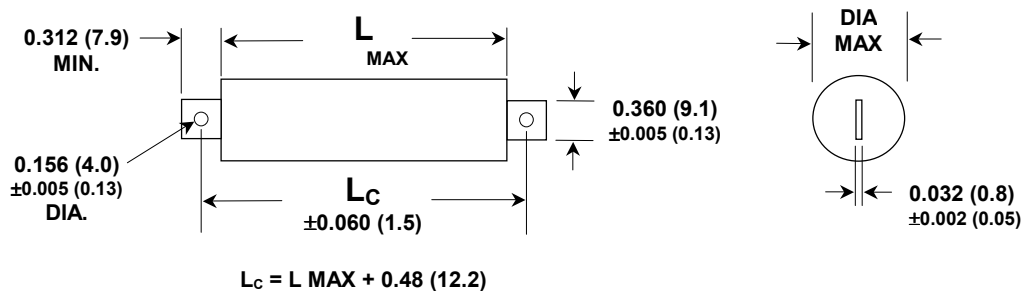
Type 760M

Metallized Polypropylene Film Capacitors

Dimension Outline



Wire Lead Termination (see lead length table below)



Tinned Solid Copper Lug Termination*

***Please note:** Lug terminations are available on units 0.65 (16.5) or greater in Diameter. Please refer to Sizes and Ratings information for available values. If you have a specific requirement other than what you find shown here please contact us.

Lead Length Table

L MAX dimension	Lead Length (Typical)
0.61 (15.5)	2.00 (50.8)
0.79 (20.1)	1.90 (48.3)
0.99 (25.1)	1.80 (45.7)
1.25 (31.8)	1.65 (41.9)
1.74 (44.2)	1.40 (35.6)
2.21 (56.1)	1.25 (31.8)

In all cases a MINIMUM lead length of 1.25 (31.8) will be met.

Lead Wire Size and Additional Termination Options

Standard lead wire sizes utilized in manufacturing range from 0.020 (0.5) diameter [#24 AWG] to 0.040 (1.0) diameter [#18 AWG]. We can also provide a variety of other wire sizes and material (i.e. heavier gauges, insulated wire, etc.). If the wire size or material listed on our standard items doesn't meet your specific requirements please contact us.

Dimensions are in inches, millimeters in parentheses
CDE reserves the right to amend design data

Type 760M

Metallized Polypropylene Film Capacitors

Type 760M Sizes and Ratings – 160 VDC/100 VAC

Cap (μ F)	Base Part # ¹	Standard Dimensions/Ratings ¹			dV/dt V/ μ sec	*ESR-m Ω @100KHz	Compact Dimensions/Ratings ¹			dV/dt V/ μ sec	*ESR-m Ω @100KHz
		L MAX	DIA MAX	Wire (d)			L MAX	DIA MAX	Wire (d)		
0.1	760M10451	0.61 (15.5)	0.21 (5.3)	0.020 (0.5)	12	29.1					
0.12	760M12451	0.61 (15.5)	0.22 (5.6)	0.020 (0.5)	12	24.8					
0.15	760M15451	0.61 (15.5)	0.24 (6.1)	0.020 (0.5)	12	20.5					
0.18	760M18451	0.61 (15.5)	0.26 (6.6)	0.020 (0.5)	12	17.7					
0.22	760M22451	0.79 (20.1)	0.23 (5.8)	0.020 (0.5)	7	32.8	0.61 (15.5)	0.28 (7.1)	0.025 (0.6)	14	15.3
0.25	760M25451	0.79 (20.1)	0.24 (6.1)	0.020 (0.5)	7	29.3	0.61 (15.5)	0.30 (7.6)	0.025 (0.6)	17	14.0
0.27	760M27451	0.79 (20.1)	0.25 (6.4)	0.020 (0.5)	7	27.4	0.61 (15.5)	0.31 (7.9)	0.025 (0.6)	18	13.3
0.30	760M30451	0.79 (20.1)	0.26 (6.6)	0.025 (0.6)	7	25.0	0.61 (15.5)	0.32 (8.1)	0.025 (0.6)	20	12.5
0.33	760M33451	0.79 (20.1)	0.27 (6.9)	0.025 (0.6)	7	20.8	0.61 (15.5)	0.34 (8.6)	0.025 (0.6)	22	11.8
0.39	760M39451	0.79 (20.1)	0.29 (7.4)	0.025 (0.6)	9	17.7	0.61 (15.5)	0.36 (9.1)	0.025 (0.6)	24	10.8
0.43	760M43451	0.99 (25.1)	0.26 (6.6)	0.025 (0.6)	5	31.7	0.79 (20.1)	0.30 (7.6)	0.025 (0.6)	10	16.2
0.47	760M47451	0.99 (25.1)	0.27 (6.9)	0.025 (0.6)	5	29.0	0.79 (20.1)	0.31 (7.9)	0.025 (0.6)	11	14.9
0.5	760M50451	0.99 (25.1)	0.27 (6.9)	0.025 (0.6)	5	27.3	0.79 (20.1)	0.32 (8.1)	0.025 (0.6)	12	14.1
0.56	760M56451	0.99 (25.1)	0.29 (7.4)	0.025 (0.6)	6	24.5	0.79 (20.1)	0.34 (8.6)	0.025 (0.6)	13	12.7
0.6	760M60451	0.99 (25.1)	0.30 (7.6)	0.025 (0.6)	7	22.9	0.79 (20.1)	0.35 (8.9)	0.025 (0.6)	14	11.9
0.62	760M62451	0.99 (25.1)	0.30 (7.6)	0.025 (0.6)	7	22.2	0.79 (20.1)	0.35 (8.9)	0.025 (0.6)	14	11.5
0.68	760M68451	0.99 (25.1)	0.31 (7.9)	0.025 (0.6)	8	20.4	0.79 (20.1)	0.37 (9.4)	0.025 (0.6)	15	10.6
0.75	760M75451	0.99 (25.1)	0.32 (8.1)	0.025 (0.6)	8	18.5	0.79 (20.1)	0.38 (9.7)	0.025 (0.6)	15	9.8
0.82	760M82451	0.99 (25.1)	0.34 (8.6)	0.025 (0.6)	9	17.1	0.79 (20.1)	0.40 (10.2)	0.025 (0.6)	16	9.0
0.9	760M90451	0.99 (25.1)	0.35 (8.9)	0.025 (0.6)	9	15.6	0.79 (20.1)	0.42 (10.7)	0.025 (0.6)	17	8.3
1.0	760M10551	0.99 (25.1)	0.37 (9.4)	0.025 (0.6)	10	14.2	0.79 (20.1)	0.44 (11.2)	0.025 (0.6)	22	7.7
1.2	760M12551	0.99 (25.1)	0.40 (10.2)	0.032 (0.8)	11	12.0	0.79 (20.1)	0.47 (11.9)	0.025 (0.6)	22	6.6
1.5	760M15551	0.99 (25.1)	0.44 (11.2)	0.032 (0.8)	15	9.9	0.79 (20.1)	0.53 (13.5)	0.025 (0.6)	23	5.6
1.8	760M18551	1.25 (31.8)	0.42 (10.7)	0.032 (0.8)	9	14.0	0.99 (25.1)	0.48 (12.2)	0.032 (0.8)	15	8.5
2.0	760M20551	1.25 (31.8)	0.44 (11.2)	0.032 (0.8)	11	12.4	0.99 (25.1)	0.51 (13.0)	0.032 (0.8)	15	7.8
2.2	760M22551	1.25 (31.8)	0.46 (11.7)	0.032 (0.8)	11	11.3	0.99 (25.1)	0.53 (13.5)	0.032 (0.8)	16	6.8
2.5	760M25551	1.25 (31.8)	0.49 (12.4)	0.032 (0.8)	11	10.0	0.99 (25.1)	0.56 (14.2)	0.032 (0.8)	16	6.2
2.7	760M27551	1.25 (31.8)	0.51 (13.0)	0.032 (0.8)	12	9.4	0.99 (25.1)	0.58 (14.7)	0.032 (0.8)	16	5.8
3.0	760M30551	1.25 (31.8)	0.53 (13.5)	0.032 (0.8)	12	8.6	0.99 (25.1)	0.61 (15.5)	0.032 (0.8)	16	5.3
3.3	760M33551	1.25 (31.8)	0.56 (14.2)	0.032 (0.8)	12	7.9	0.99 (25.1)	0.64 (16.3)	0.032 (0.8)	16	5.0
3.6	760M36551	1.74 (44.2)	0.48 (12.2)	0.032 (0.8)	7	16.1	1.25 (31.8)	0.58 (14.7)	0.032 (0.8)	12	7.4
3.9	760M39551	1.74 (44.2)	0.50 (12.7)	0.032 (0.8)	7	15.0	1.25 (31.8)	0.60 (15.2)	0.032 (0.8)	12	6.9
4.7	760M47551	1.74 (44.2)	0.54 (13.7)	0.032 (0.8)	7	12.6	1.25 (31.8)	0.66 (16.8)	0.032 (0.8)	12	5.9
5.0	760M50551	1.74 (44.2)	0.56 (14.2)	0.032 (0.8)	7	11.9	1.25 (31.8)	0.68 (17.3)	0.032 (0.8)	12	5.7
5.6	760M56551	1.74 (44.2)	0.59 (15.0)	0.032 (0.8)	7	10.8	1.25 (31.8)	0.72 (18.3)	0.032 (0.8)	12	5.2
6.0	760M60551	1.74 (44.2)	0.61 (15.5)	0.032 (0.8)	7	10.1	1.25 (31.8)	0.74 (18.8)	0.032 (0.8)	12	5.0
6.8	760M68551	1.74 (44.2)	0.64 (16.3)	0.032 (0.8)	7	9.1	1.25 (31.8)	0.79 (20.1)	0.032 (0.8)	12	4.6
7.0	760M70551	1.74 (44.2)	0.65 (16.5)	0.032 (0.8)	8	8.9	1.25 (31.8)	0.80 (20.3)	0.032 (0.8)	12	4.5
7.5	760M75551	1.74 (44.2)	0.67 (17.0)	0.032 (0.8)	8	8.4	1.25 (31.8)	0.83 (21.1)	0.032 (0.8)	12	4.3
8.0	760M80551	1.74 (44.2)	0.69 (17.5)	0.032 (0.8)	8	8.0	1.25 (31.8)	0.85 (21.6)	0.032 (0.8)	12	4.2
9.0	760M90551	2.21 (56.1)	0.63 (16.0)	0.032 (0.8)	6	12.2	1.74 (44.2)	0.73 (18.5)	0.040 (1.0)	8	7.2
10.0	760M10651	2.21 (56.1)	0.67 (17.0)	0.032 (0.8)	6	11.1	1.74 (44.2)	0.77 (19.6)	0.040 (1.0)	8	6.7
12.0	760M12651	2.21 (56.1)	0.73 (18.5)	0.032 (0.8)	6	9.5	1.74 (44.2)	0.84 (21.3)	0.040 (1.0)	8	5.8
15.0	760M15651	2.21 (56.1)	0.81 (20.6)	0.040 (1.0)	6	7.5	1.74 (44.2)	0.93 (23.6)	0.040 (1.0)	8	4.5
18.0	760M18651	2.21 (56.1)	0.88 (22.4)	0.040 (1.0)	6	6.4	1.74 (44.2)	1.02 (25.9)	0.040 (1.0)	8	4.0
20.0	760M20651	2.21 (56.1)	0.93 (23.6)	0.040 (1.0)	6	5.9	1.74 (44.2)	1.07 (27.2)	0.040 (1.0)	8	3.7
22.0	760M22651	2.21 (56.1)	0.97 (24.6)	0.040 (1.0)	6	5.5	1.74 (44.2)	1.13 (28.7)	0.040 (1.0)	8	3.5
25.0	760M25651	2.21 (56.1)	1.03 (26.2)	0.040 (1.0)	6	5.0	1.74 (44.2)	1.20 (30.5)	0.040 (1.0)	8	3.3
30.0	760M30651	2.21 (56.1)	1.13 (28.7)	0.040 (1.0)	6	4.4	1.74 (44.2)	1.31 (33.3)	0.040 (1.0)	8	3.0
35.0	760M35651	2.21 (56.1)	1.22 (31.0)	0.040 (1.0)	6	4.0	1.74 (44.2)	1.41 (35.8)	0.040 (1.0)	8	2.9
40.0	760M40651	2.21 (56.1)	1.30 (33.0)	0.040 (1.0)	6	3.7	1.74 (44.2)	1.51 (38.4)	0.040 (1.0)	8	2.7
45.0	760M45651	2.21 (56.1)	1.37 (34.8)	0.040 (1.0)	6	3.5	1.74 (44.2)	1.60 (40.6)	0.040 (1.0)	8	2.7
50.0	760M50651	2.21 (56.1)	1.45 (36.8)	0.040 (1.0)	6	3.3					
55.0	760M55651	2.21 (56.1)	1.52 (38.6)	0.040 (1.0)	6	3.2					
60.0	760M60651	2.21 (56.1)	1.58 (40.1)	0.040 (1.0)	6	3.1					

* ESR ratings listed are Maximum. Please contact us for additional ESR data.

¹ Please refer to Ordering/Part Number page for specific part numbering details.

Dimensions are in inches, millimeters in parentheses
CDE reserves the right to amend design data

Type 760M

Metallized Polypropylene Film Capacitors

Type 760M Sizes and Ratings – 250 VDC/175 VAC

Cap (μ F)	Base Part # ¹	Standard Dimensions/Ratings ¹			dV/dt *ESR-m Ω		Compact Dimensions/Ratings ¹			dV/dt *ESR-m Ω	
		L MAX	DIA MAX	Wire (d)	V/ μ sec	@100KHz	L MAX	DIA MAX	Wire (d)	V/ μ sec	@100KHz
0.047	760M47352	0.61 (15.5)	0.21 (5.3)	0.020 (0.5)	18	42.9					
0.05	760M50352	0.61 (15.5)	0.22 (5.6)	0.020 (0.5)	18	40.5					
0.056	760M56352	0.61 (15.5)	0.22 (5.6)	0.020 (0.5)	18	36.5					
0.062	760M62352	0.61 (15.5)	0.23 (5.8)	0.020 (0.5)	18	33.3					
0.068	760M68352	0.62 (15.5)	0.24 (6.1)	0.020 (0.5)	18	30.7					
0.075	760M75352	0.62 (15.5)	0.25 (6.40)	0.020 (0.5)	18	28.2					
0.082	760M82352	0.79 (20.1)	0.21 (5.3)	0.020 (0.5)	10	58.0	0.61 (15.5)	0.26 (6.6)	0.025 (0.6)	18	26.1
0.1	760M10452	0.79 (20.1)	0.23 (5.8)	0.020 (0.5)	10	48.1	0.61 (15.5)	0.28 (7.1)	0.025 (0.6)	21	22.2
0.12	760M12452	0.79 (20.1)	0.25 (6.4)	0.020 (0.5)	10	40.7	0.61 (15.5)	0.31 (7.9)	0.025 (0.6)	27	19.3
0.15	760M15452	0.79 (20.1)	0.27 (6.9)	0.025 (0.6)	10	31.0	0.61 (15.5)	0.34 (7.1)	0.025 (0.6)	33	16.4
0.18	760M18452	0.99 (25.1)	0.25 (6.4)	0.020 (0.5)	7	50.7	0.79 (20.1)	0.29 (7.4)	0.025 (0.6)	14	26.0
0.22	760M22452	0.99 (25.1)	0.27 (6.9)	0.025 (0.6)	7	41.6	0.79 (20.1)	0.32 (8.1)	0.025 (0.6)	17	21.5
0.25	760M25452	0.99 (25.1)	0.29 (7.4)	0.025 (0.6)	9	36.8	0.79 (20.1)	0.34 (8.6)	0.025 (0.6)	19	19.0
0.27	760M27452	0.99 (25.1)	0.30 (7.6)	0.025 (0.6)	10	34.1	0.79 (20.1)	0.35 (8.9)	0.025 (0.6)	20	17.7
0.30	760M30452	0.99 (25.1)	0.31 (7.9)	0.025 (0.6)	11	30.8	0.79 (20.1)	0.36 (9.1)	0.025 (0.6)	22	16.0
0.33	760M33452	0.99 (25.1)	0.32 (8.1)	0.025 (0.6)	12	28.1	0.79 (20.1)	0.38 (9.7)	0.025 (0.6)	23	14.7
0.39	760M39452	0.99 (25.1)	0.35 (8.9)	0.025 (0.6)	14	23.9	0.79 (20.1)	0.41 (10.4)	0.025 (0.6)	25	12.6
0.43	760M43452	0.99 (25.1)	0.36 (9.1)	0.025 (0.6)	15	21.8	0.79 (20.1)	0.43 (10.9)	0.025 (0.6)	33	11.6
0.47	760M47452	0.99 (25.1)	0.38 (9.7)	0.025 (0.6)	16	20.1	0.79 (20.1)	0.45 (11.4)	0.025 (0.6)	33	10.7
0.5	760M50452	0.99 (25.1)	0.39 (9.9)	0.032 (0.8)	16	18.9	0.79 (20.1)	0.46 (11.7)	0.025 (0.6)	34	10.2
0.56	760M56452	1.25 (31.8)	0.36 (9.1)	0.025 (0.6)	11	29.0	0.99 (25.1)	0.41 (10.4)	0.032 (0.8)	17	17.0
0.6	760M60452	1.25 (31.8)	0.37 (9.4)	0.025 (0.6)	11	27.1	0.99 (25.1)	0.42 (10.7)	0.032 (0.8)	17	16.0
0.62	760M62452	1.25 (31.8)	0.37 (9.4)	0.025 (0.6)	11	26.3	0.99 (25.1)	0.43 (10.9)	0.032 (0.8)	23	15.5
0.68	760M68452	1.25 (31.8)	0.39 (9.9)	0.032 (0.8)	12	24.1	0.99 (25.1)	0.45 (11.4)	0.032 (0.8)	23	14.3
0.75	760M75452	1.25 (31.8)	0.41 (10.4)	0.032 (0.8)	13	22.0	0.99 (25.1)	0.47 (11.9)	0.032 (0.8)	23	13.1
0.82	760M82452	1.25 (31.8)	0.42 (10.7)	0.032 (0.8)	17	20.2	0.99 (25.1)	0.49 (12.4)	0.032 (0.8)	23	12.1
0.9	760M90452	1.25 (31.8)	0.44 (11.2)	0.032 (0.8)	17	18.2	0.99 (25.1)	0.51 (13.0)	0.032 (0.8)	23	11.2
1.0	760M10552	1.25 (31.8)	0.47 (11.9)	0.032 (0.8)	17	16.4	0.99 (25.1)	0.53 (11.2)	0.032 (0.8)	23	9.8
1.2	760M12552	1.25 (31.8)	0.51 (13.0)	0.032 (0.8)	17	13.9	0.99 (25.1)	0.58 (14.7)	0.032 (0.8)	23	8.4
1.5	760M15552	1.25 (31.8)	0.56 (14.2)	0.032 (0.8)	17	11.3	0.99 (25.1)	0.65 (16.5)	0.032 (0.8)	24	7.0
1.8	760M18552	1.74 (44.2)	0.51 (13.0)	0.032 (0.8)	11	21.4	1.25 (31.8)	0.61 (15.5)	0.032 (0.8)	17	9.6
2.0	760M20552	1.74 (44.2)	0.53 (13.5)	0.032 (0.8)	11	19.4	1.25 (31.8)	0.65 (16.5)	0.032 (0.8)	18	8.8
2.2	760M22552	1.74 (44.2)	0.55 (14.0)	0.032 (0.8)	11	17.7	1.25 (31.8)	0.68 (17.3)	0.032 (0.8)	18	8.1
2.5	760M25552	1.74 (44.2)	0.59 (15.0)	0.032 (0.8)	11	15.7	1.25 (31.8)	0.72 (18.3)	0.032 (0.8)	18	7.3
2.7	760M27552	1.74 (44.2)	0.61 (15.5)	0.032 (0.8)	11	14.7	1.25 (31.8)	0.75 (19.1)	0.032 (0.8)	18	6.9
3.0	760M30552	1.74 (44.2)	0.64 (16.3)	0.032 (0.8)	11	13.3	1.25 (31.8)	0.78 (19.8)	0.032 (0.8)	18	6.4
3.3	760M33552	1.74 (44.2)	0.67 (17.0)	0.032 (0.8)	11	12.2	1.25 (31.8)	0.82 (20.8)	0.032 (0.8)	18	6.0
3.6	760M36552	1.74 (44.2)	0.70 (17.8)	0.032 (0.8)	11	11.3	1.25 (31.8)	0.86 (21.8)	0.032 (0.8)	18	5.6
3.9	760M39552	1.74 (44.2)	0.72 (18.3)	0.032 (0.8)	11	10.6	1.25 (31.8)	0.89 (22.6)	0.032 (0.8)	18	5.3
4.7	760M47552	2.21 (56.1)	0.68 (17.3)	0.032 (0.8)	8	15.4	1.74 (44.2)	0.79 (20.1)	0.040 (1.0)	11	9.1
5.0	760M50552	2.21 (56.1)	0.70 (17.8)	0.032 (0.8)	8	14.6	1.74 (44.2)	0.81 (20.6)	0.040 (1.0)	11	8.6
5.6	760M56552	2.21 (56.1)	0.74 (18.8)	0.032 (0.8)	8	13.2	1.74 (44.2)	0.86 (21.8)	0.040 (1.0)	11	7.9
6.0	760M60552	2.21 (56.1)	0.77 (19.6)	0.040 (1.0)	8	12.0	1.74 (44.2)	0.89 (22.6)	0.040 (1.0)	11	7.0
6.8	760M68552	2.21 (56.1)	0.81 (20.6)	0.040 (1.0)	8	10.7	1.74 (44.2)	0.94 (23.9)	0.040 (1.0)	11	6.3
7.0	760M70552	2.21 (56.1)	0.83 (21.1)	0.040 (1.0)	8	10.4	1.74 (44.2)	0.96 (24.4)	0.040 (1.0)	11	6.2
7.5	760M75552	2.21 (56.1)	0.85 (21.6)	0.040 (1.0)	8	9.8	1.74 (44.2)	0.99 (25.1)	0.040 (1.0)	11	5.8
8.0	760M80552	2.21 (56.1)	0.88 (22.4)	0.040 (1.0)	8	9.3	1.74 (44.2)	1.02 (25.9)	0.040 (1.0)	11	5.6
9.0	760M90552	2.21 (56.1)	0.93 (23.6)	0.040 (1.0)	8	8.4	1.74 (44.2)	1.08 (27.4)	0.040 (1.0)	11	5.1
10.0	760M10652	2.21 (56.1)	0.98 (24.9)	0.040 (1.0)	8	7.7	1.74 (44.2)	1.14 (29.0)	0.040 (1.0)	11	4.7
12.0	760M12652	2.21 (56.1)	1.07 (27.2)	0.040 (1.0)	8	6.6	1.74 (44.2)	1.24 (31.5)	0.040 (1.0)	11	4.2
15.0	760M15652	2.21 (56.1)	1.19 (30.2)	0.040 (1.0)	8	5.6	1.74 (44.2)	1.39 (35.3)	0.040 (1.0)	11	3.7
18.0	760M18652	2.21 (56.1)	1.31 (33.3)	0.040 (1.0)	8	4.9	1.74 (44.2)	1.52 (38.6)	0.040 (1.0)	11	3.4
20.0	760M20652	2.21 (56.1)	1.37 (34.8)	0.040 (1.0)	8	4.6	1.74 (44.2)	1.60 (40.6)	0.040 (1.0)	11	3.3
22.0	760M22652	2.21 (56.1)	1.44 (36.6)	0.040 (1.0)	8	4.4					
25.0	760M25652	2.21 (56.1)	1.53 (38.9)	0.040 (1.0)	8	4.1					

¹ Please refer to Ordering/Part Number page for specific part numbering details.

* ESR ratings listed are Maximum. Please contact us for additional ESR data.

Dimensions are in inches, millimeters in parentheses

Type 760M

Metallized Polypropylene Film Capacitors

Type 760M Sizes and Ratings – 400 VDC/220 VAC

Cap (µF)	Base Part # ¹	Standard Dimensions/Ratings ¹			dV/dt *ESR-mΩ		Compact Dimensions/Ratings ¹			dV/dt *ESR-mΩ	
		L MAX	DIA MAX	Wire (d)	V/µsec	@100KHz	L MAX	DIA MAX	Wire (d)	V/µsec	@100KHz
0.027	760M27354	0.61 (15.5)	0.22 (5.6)	0.020 (0.5)	27	50.6					
0.033	760M33354	0.61 (15.5)	0.24 (6.1)	0.020 (0.5)	27	42.0					
0.039	760M39354	0.61 (15.5)	0.26 (6.6)	0.020 (0.5)	27	36.2					
0.043	760M43354	0.61 (15.5)	0.27 (6.9)	0.020 (0.5)	27	33.2					
0.047	760M47354	0.79 (20.1)	0.22 (5.6)	0.020 (0.5)	15	69.9	0.61 (15.5)	0.28 (7.1)	0.020 (0.5)	31	30.7
0.05	760M50354	0.79 (20.1)	0.23 (5.8)	0.020 (0.5)	15	65.9	0.61 (15.5)	0.29 (7.4)	0.020 (0.5)	35	29.1
0.056	760M56354	0.79 (20.1)	0.24 (6.1)	0.020 (0.5)	15	59.3	0.61 (15.5)	0.30 (7.6)	0.020 (0.5)	40	26.5
0.062	760M62354	0.79 (20.1)	0.25 (6.4)	0.020 (0.5)	15	53.9	0.61 (15.5)	0.32 (8.1)	0.020 (0.5)	45	24.4
0.068	760M68354	0.79 (20.1)	0.26 (6.6)	0.020 (0.5)	15	49.5	0.61 (15.5)	0.33 (8.4)	0.020 (0.5)	48	22.7
0.075	760M75354	0.99 (25.1)	0.23 (5.8)	0.025 (0.6)	10	86.1	0.79 (20.1)	0.27 (6.9)	0.025 (0.6)	15	42.9
0.082	760M82354	0.99 (25.1)	0.23 (5.8)	0.025 (0.6)	10	78.8	0.79 (20.1)	0.28 (7.1)	0.025 (0.6)	16	39.3
0.1	760M10454	0.99 (25.1)	0.25 (6.4)	0.025 (0.6)	10	64.8	0.79 (20.1)	0.30 (7.6)	0.025 (0.6)	22	32.4
0.12	760M12454	0.99 (25.1)	0.27 (6.9)	0.025 (0.6)	10	54.1	0.79 (20.1)	0.32 (8.1)	0.025 (0.6)	26	27.2
0.15	760M15454	0.99 (25.1)	0.30 (7.6)	0.025 (0.6)	14	43.5	0.79 (20.1)	0.36 (9.1)	0.025 (0.6)	30	22.0
0.18	760M18454	0.99 (25.1)	0.32 (8.1)	0.025 (0.6)	17	36.4	0.79 (20.1)	0.39 (9.9)	0.025 (0.6)	34	18.5
0.22	760M22454	0.99 (25.1)	0.35 (8.9)	0.025 (0.6)	20	30.0	0.79 (20.1)	0.43 (10.9)	0.025 (0.6)	48	15.4
0.25	760M25454	0.99 (25.1)	0.38 (9.7)	0.025 (0.6)	22	26.5	0.79 (20.1)	0.45 (11.4)	0.025 (0.6)	48	13.7
0.27	760M27454	0.99 (25.1)	0.39 (9.9)	0.025 (0.6)	22	24.7	0.79 (20.1)	0.47 (11.9)	0.025 (0.6)	48	12.8
0.30	760M30454	1.25 (31.8)	0.35 (8.9)	0.025 (0.6)	15	38.8	0.99 (25.1)	0.41 (10.4)	0.025 (0.6)	23	22.3
0.33	760M33454	1.25 (31.8)	0.37 (9.4)	0.025 (0.6)	15	35.4	0.99 (25.1)	0.43 (10.9)	0.025 (0.6)	32	20.4
0.39	760M39454	1.25 (31.8)	0.40 (10.2)	0.025 (0.6)	17	30.2	0.99 (25.1)	0.46 (11.7)	0.025 (0.6)	32	17.5
0.43	760M43454	1.25 (31.8)	0.42 (10.7)	0.025 (0.6)	17	27.5	0.99 (25.1)	0.48 (12.2)	0.025 (0.6)	32	16.0
0.47	760M47454	1.25 (31.8)	0.43 (10.9)	0.025 (0.6)	23	25.3	0.99 (25.1)	0.50 (12.7)	0.025 (0.6)	32	14.8
0.5	760M50454	1.25 (31.8)	0.45 (11.4)	0.032 (0.8)	23	23.5	0.99 (25.1)	0.52 (13.2)	0.032 (0.8)	32	13.6
0.56	760M56454	1.25 (31.8)	0.47 (11.9)	0.032 (0.8)	23	21.1	0.99 (25.1)	0.54 (13.7)	0.032 (0.8)	32	12.3
0.6	760M60454	1.25 (31.8)	0.49 (12.4)	0.032 (0.8)	24	19.7	0.99 (25.1)	0.56 (14.2)	0.032 (0.8)	32	11.5
0.62	760M62454	1.25 (31.8)	0.49 (12.4)	0.032 (0.8)	24	19.1	0.99 (25.1)	0.57 (14.5)	0.032 (0.8)	32	11.2
0.68	760M68454	1.25 (31.8)	0.51 (13.0)	0.032 (0.8)	24	17.5	0.99 (25.1)	0.60 (15.2)	0.032 (0.8)	33	10.3
0.75	760M75454	1.25 (31.8)	0.54 (13.7)	0.032 (0.8)	24	16.0	0.99 (25.1)	0.62 (15.7)	0.032 (0.8)	33	9.5
0.82	760M82454	1.25 (31.8)	0.56 (14.2)	0.032 (0.8)	24	14.7	0.99 (25.1)	0.65 (16.5)	0.032 (0.8)	33	8.8
0.9	760M90454	1.74 (44.2)	0.48 (12.2)	0.032 (0.8)	15	31.2	1.25 (31.8)	0.59 (15.0)	0.032 (0.8)	24	13.5
1.0	760M10554	1.74 (44.2)	0.50 (12.7)	0.032 (0.8)	15	28.2	1.25 (31.8)	0.62 (15.7)	0.032 (0.8)	24	12.3
1.2	760M12554	1.74 (44.2)	0.55 (14.0)	0.032 (0.8)	15	23.7	1.25 (31.8)	0.67 (17.0)	0.032 (0.8)	24	10.5
1.5	760M15554	1.74 (44.2)	0.61 (15.5)	0.032 (0.8)	15	19.2	1.25 (31.8)	0.75 (19.1)	0.032 (0.8)	24	8.7
1.8	760M18554	1.74 (44.2)	0.66 (16.8)	0.032 (0.8)	15	16.2	1.25 (31.8)	0.82 (20.8)	0.032 (0.8)	24	7.5
2.0	760M20554	2.21 (56.1)	0.60 (15.2)	0.032 (0.8)	11	26.1	1.74 (44.2)	0.70 (17.8)	0.032 (0.8)	15	14.7
2.2	760M22554	2.21 (56.1)	0.63 (16.0)	0.032 (0.8)	11	23.9	1.74 (44.2)	0.73 (18.5)	0.032 (0.8)	15	13.5
2.5	760M25554	2.21 (56.1)	0.67 (17.0)	0.032 (0.8)	11	21.2	1.74 (44.2)	0.77 (19.6)	0.032 (0.8)	15	12.1
2.7	760M27554	2.21 (56.1)	0.69 (17.5)	0.032 (0.8)	11	19.7	1.74 (44.2)	0.80 (20.3)	0.032 (0.8)	15	11.3
3.0	760M30554	2.21 (56.1)	0.73 (18.5)	0.032 (0.8)	11	17.9	1.74 (44.2)	0.84 (21.3)	0.032 (0.8)	15	10.4
3.3	760M33554	2.21 (56.1)	0.76 (19.3)	0.040 (1.0)	11	16.0	1.74 (44.2)	0.88 (22.4)	0.040 (1.0)	15	9.1
3.6	760M36554	2.21 (56.1)	0.79 (20.1)	0.040 (1.0)	11	14.7	1.74 (44.2)	0.92 (23.4)	0.040 (1.0)	15	8.4
3.9	760M39554	2.21 (56.1)	0.82 (20.8)	0.040 (1.0)	11	13.7	1.74 (44.2)	0.96 (24.4)	0.040 (1.0)	15	7.9
4.7	760M47554	2.21 (56.1)	0.90 (22.9)	0.040 (1.0)	11	11.6	1.74 (44.2)	1.05 (26.7)	0.040 (1.0)	15	6.8
5.0	760M50554	2.21 (56.1)	0.93 (23.6)	0.040 (1.0)	11	10.9	1.74 (44.2)	1.08 (27.4)	0.040 (1.0)	15	6.5
5.6	760M56554	2.21 (56.1)	0.98 (24.9)	0.040 (1.0)	11	9.9	1.74 (44.2)	1.14 (29.0)	0.040 (1.0)	15	5.9
6.0	760M60554	2.21 (56.1)	1.01 (25.7)	0.040 (1.0)	11	9.3	1.74 (44.2)	1.18 (30.0)	0.040 (1.0)	15	5.6
6.8	760M68554	2.21 (56.1)	1.07 (27.2)	0.040 (1.0)	11	8.4	1.74 (44.2)	1.25 (31.8)	0.040 (1.0)	15	5.2
7.0	760M70554	2.21 (56.1)	1.09 (27.7)	0.040 (1.0)	11	8.2	1.74 (44.2)	1.27 (32.3)	0.040 (1.0)	15	5.1
7.5	760M75554	2.21 (56.1)	1.13 (28.7)	0.040 (1.0)	11	7.7	1.74 (44.2)	1.31 (33.3)	0.040 (1.0)	15	4.8
8.0	760M80554	2.21 (56.1)	1.16 (29.5)	0.040 (1.0)	11	7.4	1.74 (44.2)	1.36 (34.5)	0.040 (1.0)	15	4.6
9.0	760M90554	2.21 (56.1)	1.23 (31.2)	0.040 (1.0)	11	6.7	1.74 (44.2)	1.44 (36.6)	0.040 (1.0)	15	4.3
10.0	760M10654	2.21 (56.1)	1.30 (33.0)	0.040 (1.0)	11	6.2	1.74 (44.2)	1.51 (38.4)	0.040 (1.0)	15	4.1
12.0	760M12654	2.21 (56.1)	1.36 (34.5)	0.040 (1.0)	11	5.5					
15.0	760M15654	2.21 (56.1)	1.58 (40.1)	0.040 (1.0)	11	4.8					

¹ Please refer to Ordering/Part Number page for specific part numbering details.

* ESR ratings listed are Maximum. Please contact us for additional ESR data.

Dimensions are in inches, millimeters in parentheses
CDE reserves the right to amend design data

Type 760M

Metallized Polypropylene Film Capacitors

Type 760M Sizes and Ratings – 630 VDC/250 VAC

Cap (μ F)	Base Part # ¹	Standard Dimensions/Ratings ¹			dV/dt *ESR-m Ω		Compact Dimensions/Ratings ¹			dV/dt *ESR-m Ω	
		L MAX	DIA MAX	Wire (d)	V/ μ sec	@100KHz	L MAX	DIA MAX	Wire (d)	V/ μ sec	@100KHz
0.01	760M10356	0.61 (15.5)	0.23 (5.8)	0.020 (0.5)	50	85.9					
0.012	760M12356	0.61 (15.5)	0.24 (6.1)	0.020 (0.5)	50	72.2					
0.015	760M15356	0.61 (15.5)	0.27 (6.9)	0.020 (0.5)	50	58.6					
0.018	760M18356	0.79 (20.1)	0.22 (5.6)	0.020 (0.5)	25	112.0	0.61 (15.5)	0.29 (7.4)	0.020 (0.5)	62	49.5
0.022	760M22356	0.79 (20.1)	0.23 (5.8)	0.020 (0.5)	25	92.3	0.61 (15.5)	0.31 (7.9)	0.020 (0.5)	80	41.4
0.027	760M27356	0.79 (20.1)	0.25 (6.4)	0.020 (0.5)	25	75.9	0.61 (15.5)	0.34 (8.6)	0.020 (0.5)	95	34.7
0.033	760M33356	0.99 (25.1)	0.23 (5.8)	0.025 (0.6)	16	122.2	0.79 (20.1)	0.28 (7.1)	0.025 (0.6)	27	60.4
0.039	760M39356	0.99 (25.1)	0.25 (6.4)	0.025 (0.6)	16	103.5	0.79 (20.1)	0.30 (7.6)	0.025 (0.6)	35	51.3
0.043	760M43356	0.99 (25.1)	0.26 (6.6)	0.025 (0.6)	16	94.0	0.79 (20.1)	0.31 (7.9)	0.025 (0.6)	39	46.6
0.047	760M47356	0.99 (25.1)	0.27 (6.9)	0.025 (0.6)	16	86.1	0.79 (20.1)	0.32 (8.1)	0.025 (0.6)	42	42.7
0.05	760M50356	0.99 (25.1)	0.27 (6.9)	0.025 (0.6)	16	80.9	0.79 (20.1)	0.33 (8.4)	0.025 (0.6)	45	40.2
0.056	760M56356	0.99 (25.1)	0.29 (7.4)	0.025 (0.6)	20	72.4	0.79 (20.1)	0.35 (8.9)	0.025 (0.6)	49	36.0
0.062	760M62356	0.99 (25.1)	0.30 (7.6)	0.025 (0.6)	23	65.5	0.79 (20.1)	0.36 (9.1)	0.025 (0.6)	52	32.7
0.068	760M68356	0.99 (25.1)	0.31 (7.9)	0.025 (0.6)	25	59.8	0.79 (20.1)	0.38 (9.7)	0.025 (0.6)	54	29.9
0.075	760M75356	0.99 (25.1)	0.32 (8.1)	0.025 (0.6)	28	54.3	0.79 (20.1)	0.40 (10.2)	0.025 (0.6)	57	27.2
0.082	760M82356	0.99 (25.1)	0.33 (8.4)	0.025 (0.6)	30	49.7	0.79 (20.1)	0.41 (10.4)	0.025 (0.6)	59	25.0
0.1	760M10456	0.99 (25.1)	0.37 (9.4)	0.025 (0.6)	34	41.0	0.79 (20.1)	0.45 (11.4)	0.025 (0.6)	80	20.8
0.12	760M12456	1.25 (31.8)	0.35 (8.9)	0.025 (0.6)	22	60.8	0.99 (25.1)	0.40 (10.2)	0.025 (0.8)	37	34.4
0.15	760M15456	1.25 (31.8)	0.38 (9.7)	0.025 (0.6)	25	48.9	0.99 (25.1)	0.44 (11.2)	0.025 (0.8)	51	27.8
0.18	760M18456	1.25 (31.8)	0.41 (10.4)	0.025 (0.6)	27	41.0	0.99 (25.1)	0.48 (12.2)	0.025 (0.8)	52	23.4
0.22	760M22456	1.25 (31.8)	0.45 (11.4)	0.032 (0.8)	37	33.4	0.99 (25.1)	0.53 (13.5)	0.032 (0.8)	52	19.0
0.25	760M25456	1.25 (31.8)	0.48 (12.2)	0.032 (0.8)	37	29.5	0.99 (25.1)	0.56 (14.2)	0.032 (0.8)	52	16.9
0.27	760M27456	1.25 (31.8)	0.50 (12.7)	0.032 (0.8)	37	27.4	0.99 (25.1)	0.58 (14.7)	0.032 (0.8)	52	15.7
0.30	760M30456	1.25 (31.8)	0.53 (13.5)	0.032 (0.8)	37	24.8	0.99 (25.1)	0.61 (15.5)	0.032 (0.8)	52	14.3
0.33	760M33456	1.25 (31.8)	0.55 (14.0)	0.032 (0.8)	37	22.6	0.99 (25.1)	0.64 (16.3)	0.032 (0.8)	53	13.1
0.39	760M39456	1.74 (44.2)	0.48 (12.2)	0.032 (0.8)	23	45.8	1.25 (31.8)	0.59 (15.0)	0.032 (0.8)	38	19.3
0.43	760M43456	1.74 (44.2)	0.50 (12.7)	0.032 (0.8)	23	41.7	1.25 (31.8)	0.62 (15.7)	0.032 (0.8)	38	17.7
0.47	760M47456	1.74 (44.2)	0.52 (13.2)	0.032 (0.8)	23	38.2	1.25 (31.8)	0.65 (16.5)	0.032 (0.8)	38	16.3
0.5	760M50456	1.74 (44.2)	0.54 (13.7)	0.032 (0.8)	23	36.0	1.25 (31.8)	0.67 (17.0)	0.032 (0.8)	38	15.4
0.56	760M56456	1.74 (44.2)	0.57 (14.5)	0.032 (0.8)	23	32.3	1.25 (31.8)	0.71 (18.0)	0.032 (0.8)	38	13.9
0.6	760M60456	1.74 (44.2)	0.59 (15.0)	0.032 (0.8)	23	30.2	1.25 (31.8)	0.73 (18.5)	0.032 (0.8)	38	13.1
0.62	760M62456	1.74 (44.2)	0.60 (15.2)	0.032 (0.8)	23	29.2	1.25 (31.8)	0.74 (18.8)	0.032 (0.8)	38	12.7
0.68	760M68456	1.74 (44.2)	0.62 (15.7)	0.032 (0.8)	23	26.8	1.25 (31.8)	0.78 (19.8)	0.032 (0.8)	38	11.7
0.75	760M75456	1.74 (44.2)	0.65 (16.5)	0.032 (0.8)	23	24.4	1.25 (31.8)	0.81 (20.6)	0.032 (0.8)	38	10.8
0.82	760M82456	2.21 (56.1)	0.58 (14.7)	0.032 (0.8)	17	40.7	1.74 (44.2)	0.68 (17.3)	0.032 (0.8)	23	22.4
0.9	760M90456	2.21 (56.1)	0.61 (15.5)	0.032 (0.8)	17	37.2	1.74 (44.2)	0.71 (18.0)	0.032 (0.8)	23	20.6
1.0	760M10556	2.21 (56.1)	0.64 (16.3)	0.032 (0.8)	17	33.6	1.74 (44.2)	0.75 (19.1)	0.032 (0.8)	23	18.7
1.2	760M12556	2.21 (56.1)	0.70 (17.8)	0.032 (0.8)	17	28.3	1.74 (44.2)	0.81 (20.6)	0.032 (0.8)	24	15.8
1.5	760M15556	2.21 (56.1)	0.78 (19.8)	0.040 (1.0)	17	22.5	1.74 (44.2)	0.91 (23.1)	0.040 (1.0)	24	12.5
1.8	760M18556	2.21 (56.1)	0.85 (21.6)	0.040 (1.0)	17	18.9	1.74 (44.2)	0.99 (25.1)	0.040 (1.0)	24	10.7
2.0	760M20556	2.21 (56.1)	0.89 (22.6)	0.040 (1.0)	17	17.2	1.74 (44.2)	1.04 (26.4)	0.040 (1.0)	24	9.7
2.2	760M22556	2.21 (56.1)	0.93 (23.6)	0.040 (1.0)	17	15.7	1.74 (44.2)	1.09 (27.7)	0.040 (1.0)	24	9.0
2.5	760M25556	2.21 (56.1)	0.99 (25.1)	0.040 (1.0)	17	14.0	1.74 (44.2)	1.16 (29.5)	0.040 (1.0)	24	8.1
2.7	760M27556	2.21 (56.1)	1.03 (26.2)	0.040 (1.0)	17	13.0	1.74 (44.2)	1.20 (30.5)	0.040 (1.0)	24	7.6
3.0	760M30556	2.21 (56.1)	1.08 (27.4)	0.040 (1.0)	17	11.9	1.74 (44.2)	1.27 (32.3)	0.040 (1.0)	24	7.0
3.3	760M33556	2.21 (56.1)	1.13 (28.7)	0.040 (1.0)	17	10.9	1.74 (44.2)	1.33 (33.8)	0.040 (1.0)	24	6.5
3.6	760M36556	2.21 (56.1)	1.18 (30.0)	0.040 (1.0)	17	10.1	1.74 (44.2)	1.39 (35.3)	0.040 (1.0)	24	6.1
3.9	760M39556	2.21 (56.1)	1.23 (31.2)	0.040 (1.0)	17	9.5	1.74 (44.2)	1.44 (36.6)	0.040 (1.0)	24	5.8
4.7	760M47556	2.21 (56.1)	1.35 (34.3)	0.040 (1.0)	17	8.2	1.74 (44.2)	1.58 (40.1)	0.040 (1.0)	24	5.2
5.0	760M50556	2.21 (56.1)	1.39 (35.3)	0.040 (1.0)	17	7.8	1.74 (44.2)	1.63 (41.4)	0.040 (1.0)	24	5.0
5.6	760M56556	2.21 (56.1)	1.47 (37.3)	0.040 (1.0)	17	7.2					
6.0	760M60556	2.21 (56.1)	1.52 (38.6)	0.040 (1.0)	17	6.8					
6.8	760M68556	2.21 (56.1)	1.62 (41.1)	0.040 (1.0)	17	6.3					
7.0	760M70556	2.21 (56.1)	1.64 (41.7)	0.040 (1.0)	17	6.1					

¹ Please refer to Ordering/Part Number page for specific part numbering details.

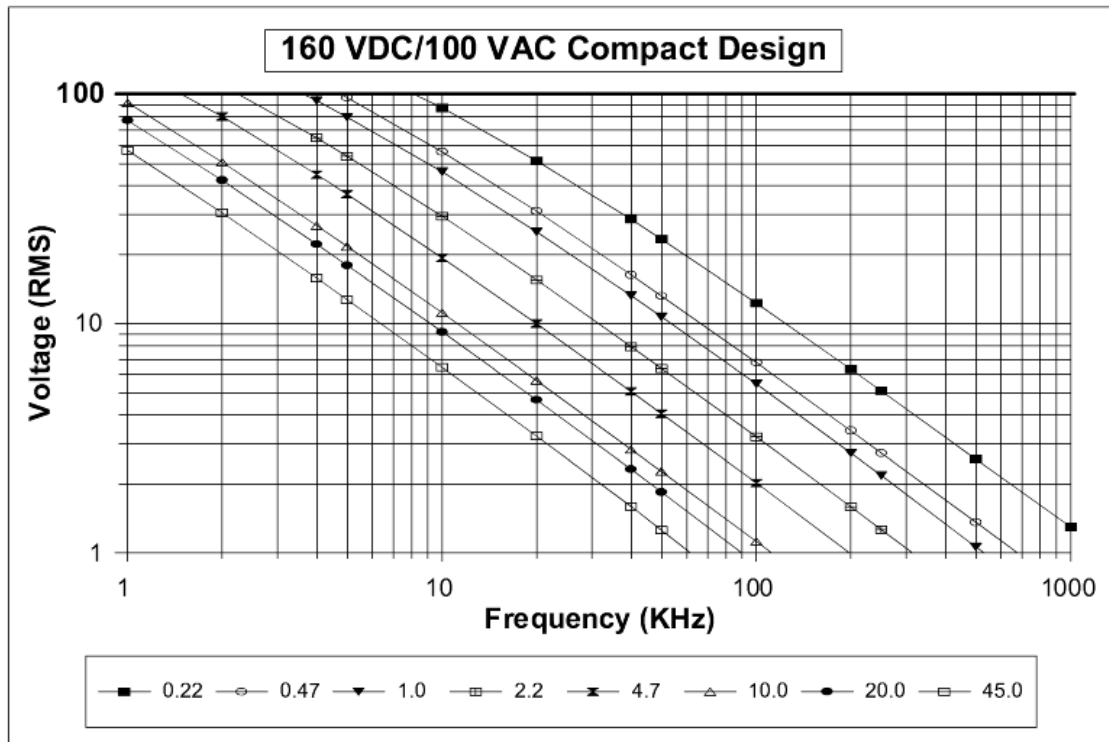
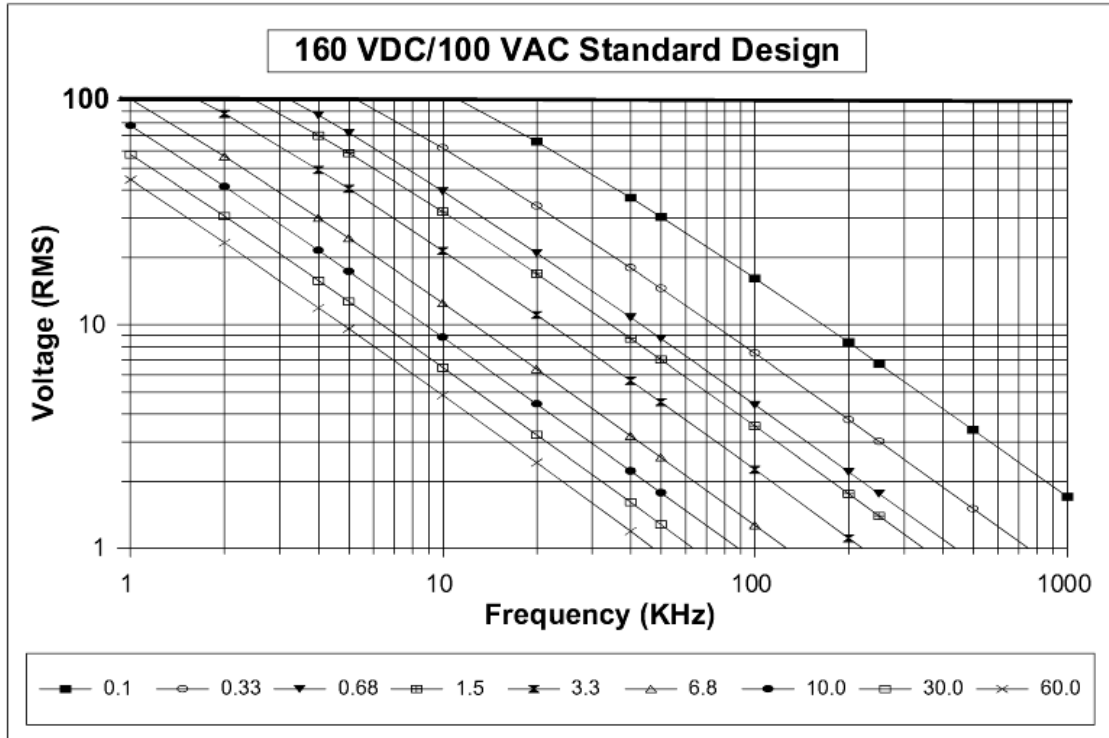
* ESR ratings listed are Maximum. Please contact us for additional ESR data.

Dimensions are in inches, millimeters in parentheses
CDE reserves the right to amend design data

Type 760M

Metallized Polypropylene Film Capacitors

RMS Voltage vs. Frequency @ +85°C, in still air*



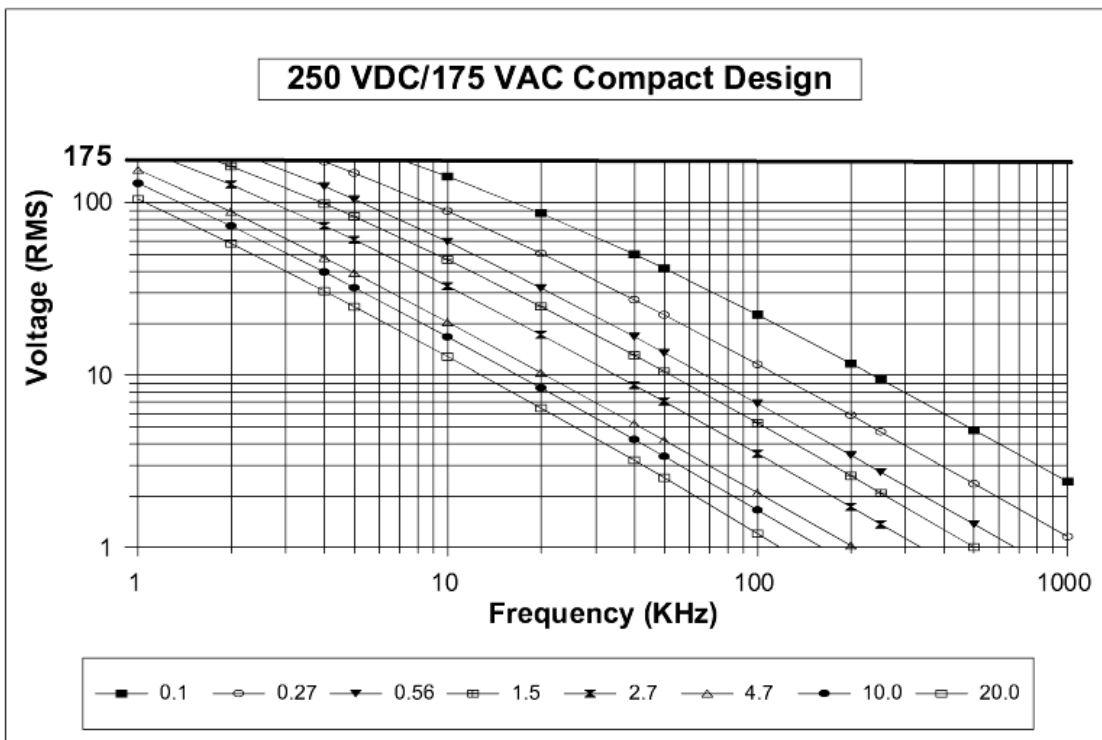
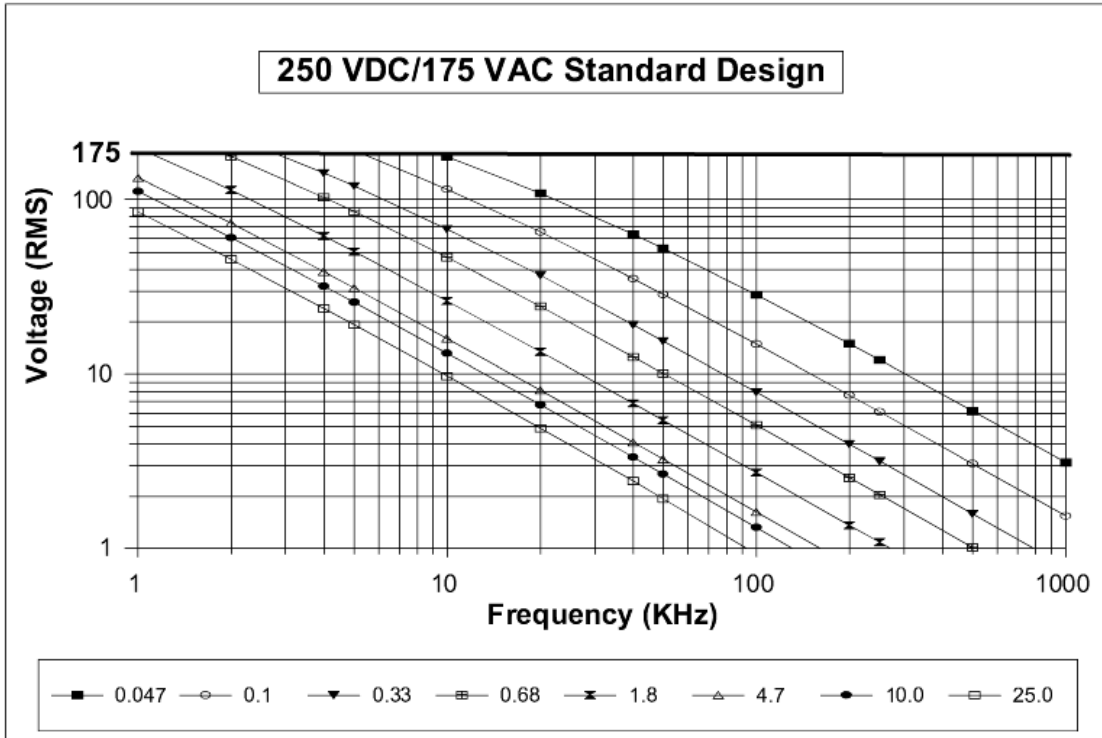
* For additional information regarding these performance curves and their interpretation please refer to our Thermal Management application note.

Dimensions are in inches, millimeters in parentheses
CDE reserves the right to amend design data

Type 760M

Metallized Polypropylene Film Capacitors

RMS Voltage vs. Frequency @ +85°C, in still air*



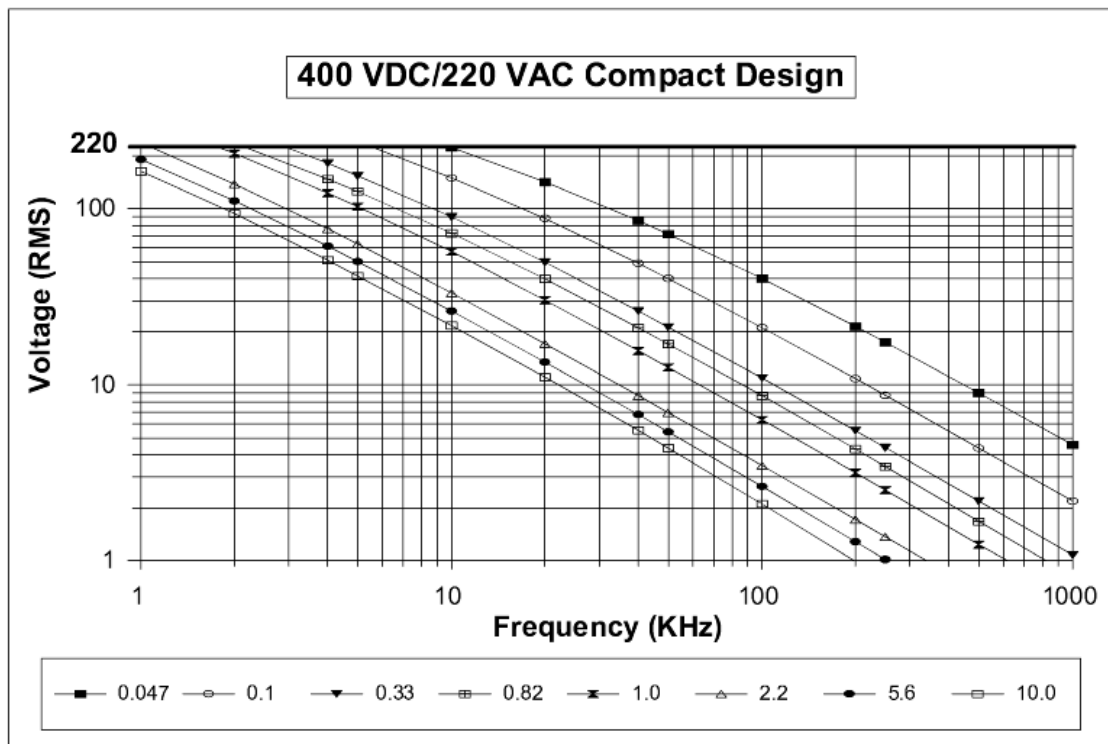
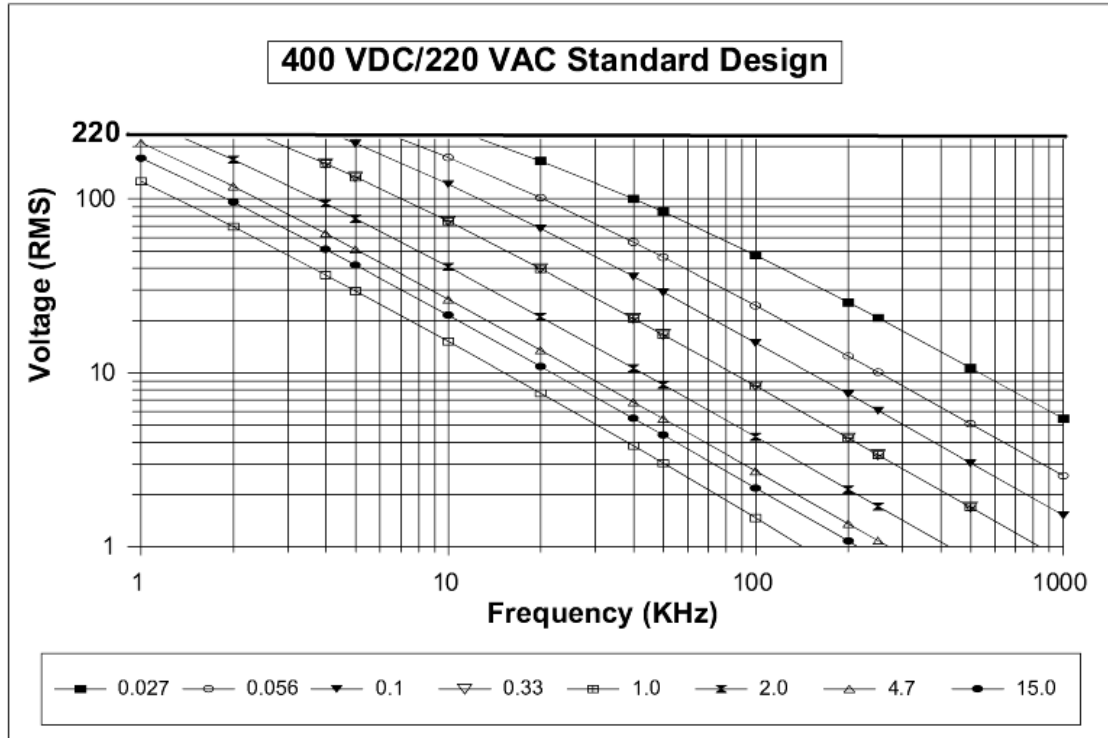
* For additional information regarding these performance curves and their interpretation please refer to our Thermal Management application note.

Dimensions are in inches, millimeters in parentheses
CDE reserves the right to amend design data

Type 760M

Metallized Polypropylene Film Capacitors

RMS Voltage vs. Frequency @ +85°C, in still air*



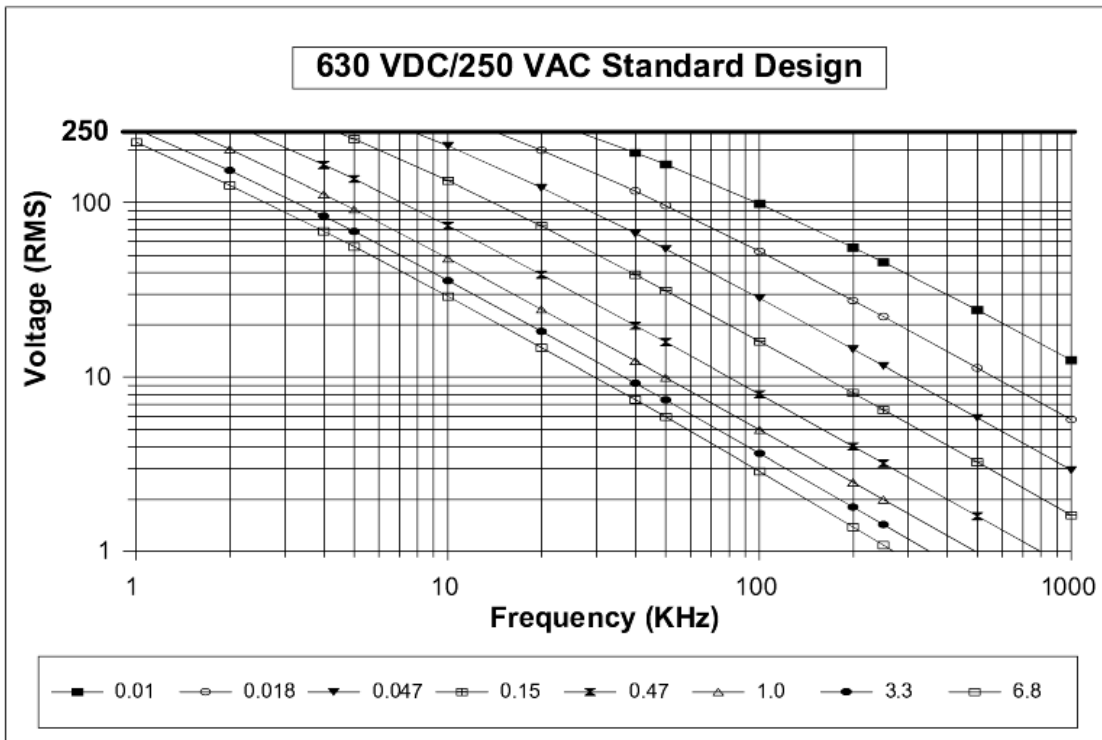
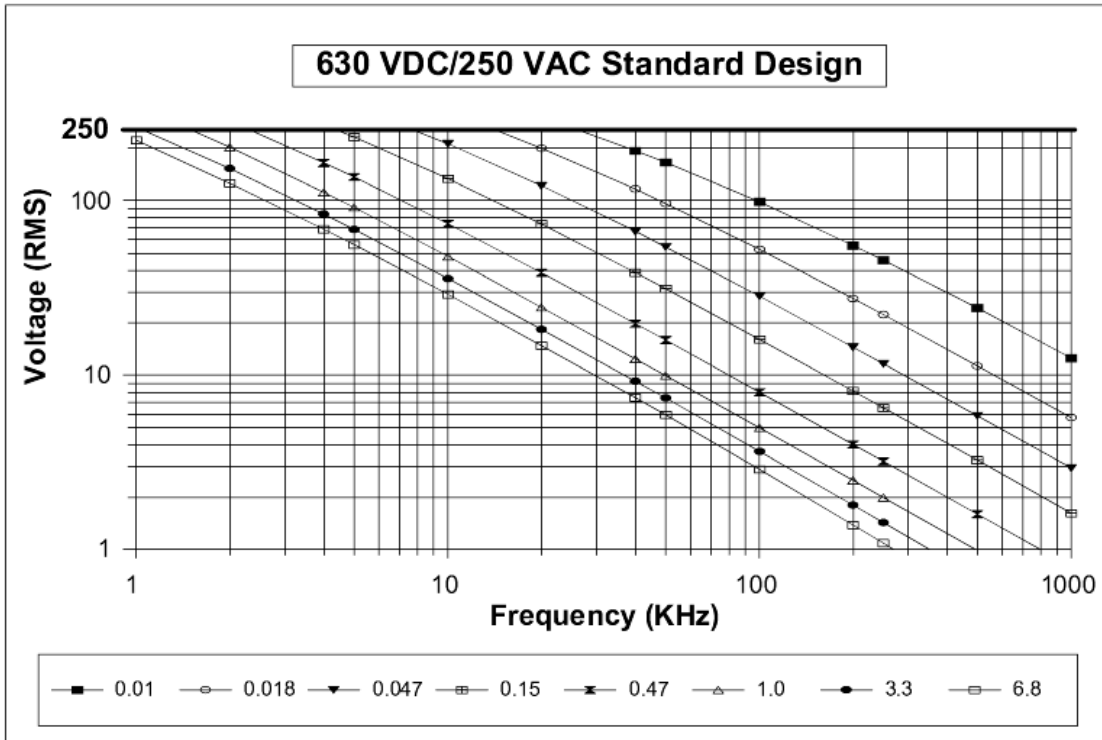
* For additional information regarding these performance curves and their interpretation please refer to our Thermal Management application note.

Dimensions are in inches, millimeters in parentheses
 CDE reserves the right to amend design data

Type 760M

Metallized Polypropylene Film Capacitors

RMS Voltage vs. Frequency @ +85°C, in still air*



* For additional information regarding these performance curves and their interpretation please refer to our Thermal Management application note.

Dimensions are in inches, millimeters in parentheses
CDE reserves the right to amend design data



Компания «ЭлектроПласт» предлагает заключение долгосрочных отношений при поставках импортных электронных компонентов на взаимовыгодных условиях!

Наши преимущества:

- Оперативные поставки широкого спектра электронных компонентов отечественного и импортного производства напрямую от производителей и с крупнейших мировых складов;
- Поставка более 17-ти миллионов наименований электронных компонентов;
- Поставка сложных, дефицитных, либо снятых с производства позиций;
- Оперативные сроки поставки под заказ (от 5 рабочих дней);
- Экспресс доставка в любую точку России;
- Техническая поддержка проекта, помощь в подборе аналогов, поставка прототипов;
- Система менеджмента качества сертифицирована по Международному стандарту ISO 9001;
- Лицензия ФСБ на осуществление работ с использованием сведений, составляющих государственную тайну;
- Поставка специализированных компонентов (Xilinx, Altera, Analog Devices, Intersil, Interpoint, Microsemi, Aeroflex, Peregrine, Syfer, Eurofarad, Texas Instrument, Miteq, Cobham, E2V, MA-COM, Hittite, Mini-Circuits, General Dynamics и др.);

Помимо этого, одним из направлений компании «ЭлектроПласт» является направление «Источники питания». Мы предлагаем Вам помощь Конструкторского отдела:

- Подбор оптимального решения, техническое обоснование при выборе компонента;
- Подбор аналогов;
- Консультации по применению компонента;
- Поставка образцов и прототипов;
- Техническая поддержка проекта;
- Защита от снятия компонента с производства.



Как с нами связаться

Телефон: 8 (812) 309 58 32 (многоканальный)

Факс: 8 (812) 320-02-42

Электронная почта: org@eplast1.ru

Адрес: 198099, г. Санкт-Петербург, ул. Калинина, дом 2, корпус 4, литера А.