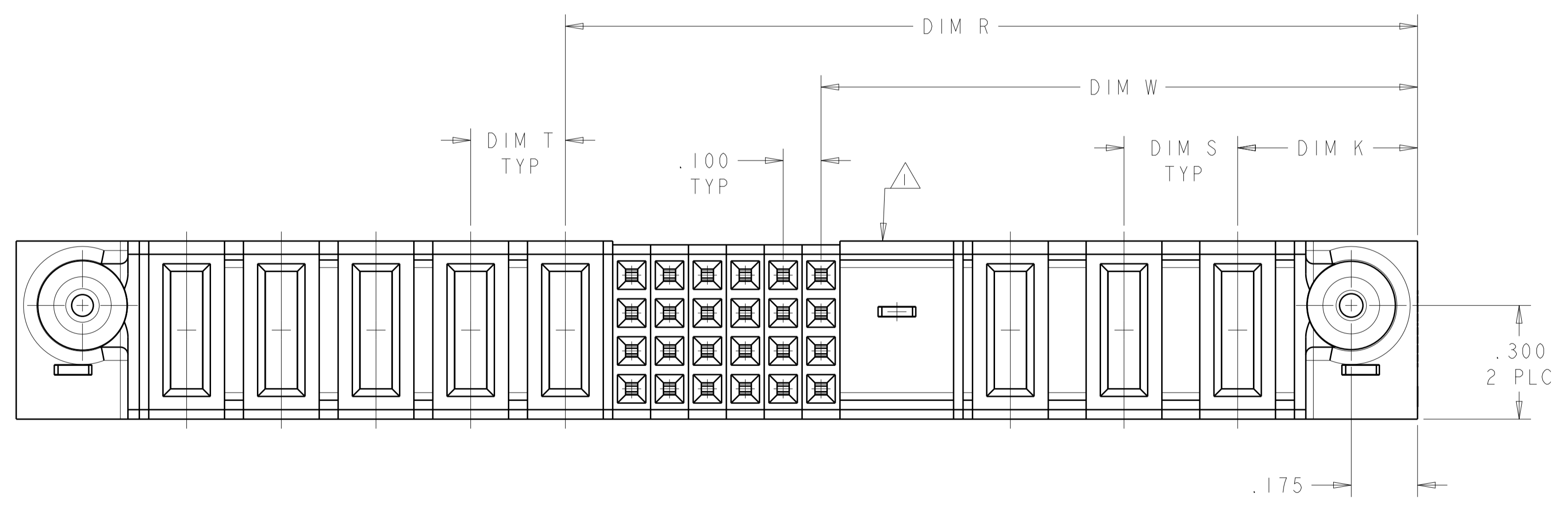
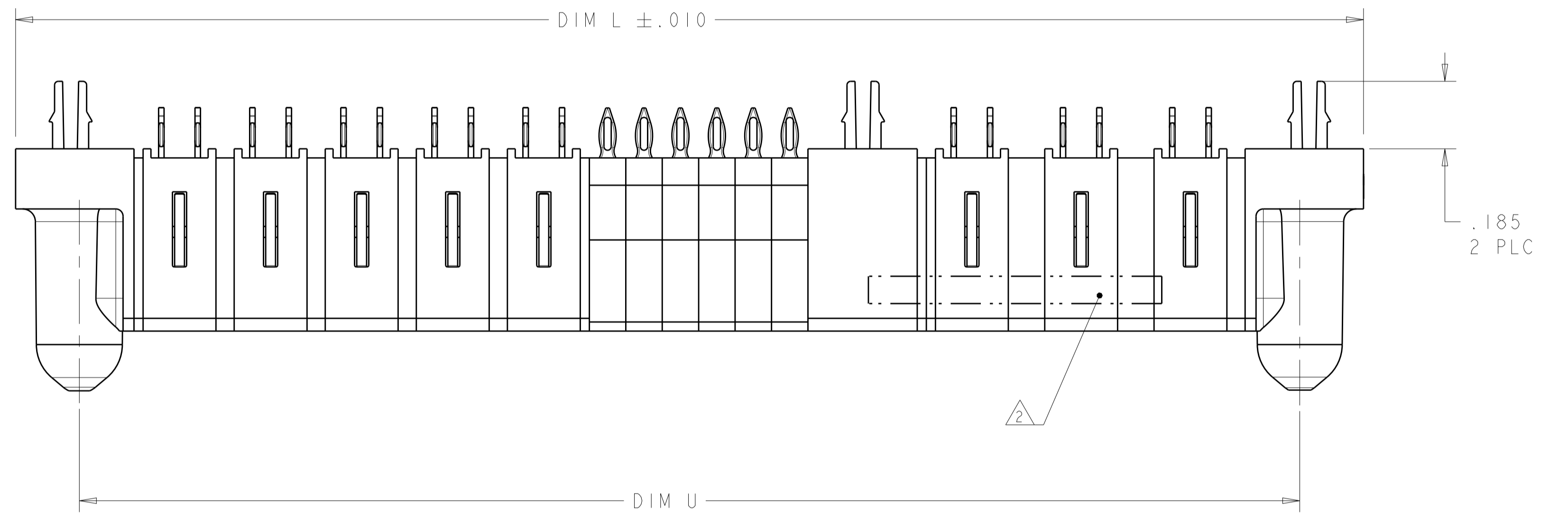
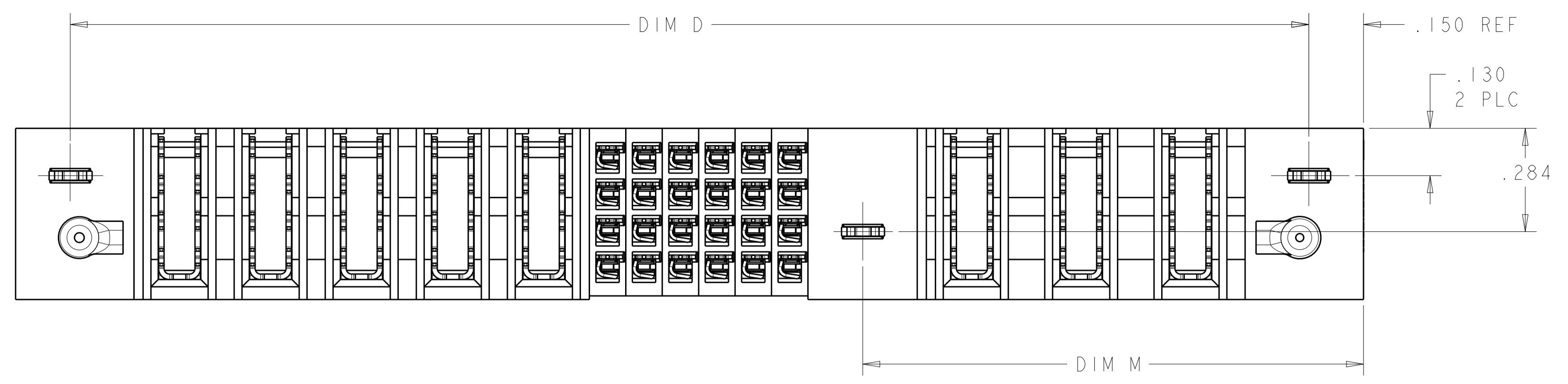
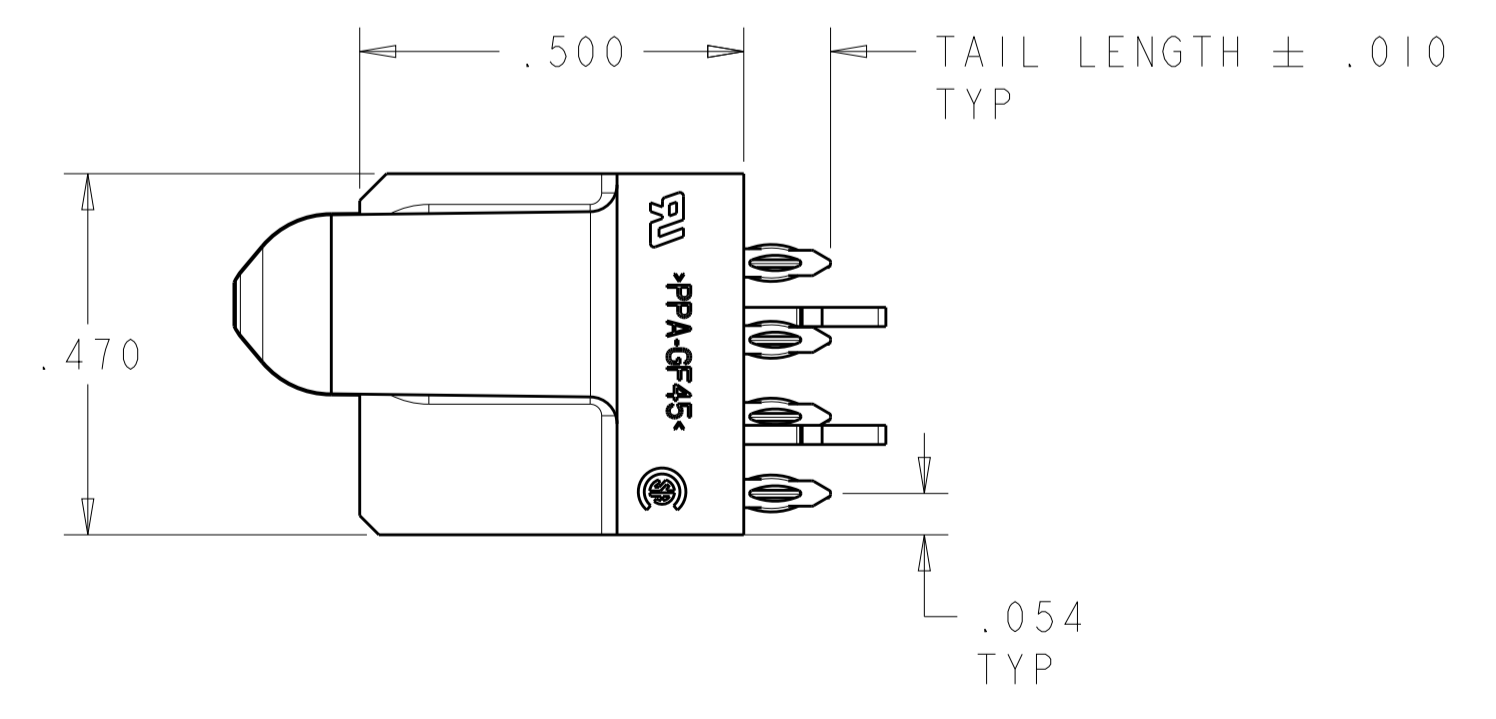


LOC		DIST		REVISIONS			
ES	00	P	LTN	DESCRIPTION	DATE	DWN	APVD
		U3		REV PER ECR-13-015977	14OCT2013	CZ	SZ



- 1 OPTIONAL CENTER MODULE, WITH Ø.150 THRU HOLE OR HOLD DOWN FEATURE
- 2 "AMP", PART NUMBER, AND DATE CODE TO BE MARKED IN AREA SHOWN MARKING ON BOTH SIDES PERMITTED FOR PARTS UNDER 2.00 LONG
- 3 MATERIAL: HOUSING - GLASS FILLED HIGH TEMP THERMO PLASTIC, UL94 V-0, BLACK  
 SIGNAL CONTACT - HIGH CONDUCTIVITY COPPER ALLOY  
 POWER CONTACT - HIGH CONDUCTIVITY COPPER ALLOY
- 4 CONTACT PLATING: NOBLE METAL PLATING ON CONTACT FUNCTIONAL AREA OF POWER AND SIGNAL CONTACTS
- 5 MECHANICAL CONNECTOR KEEP OUT ZONE
- 6 DATUM AND BASIC DIMENSIONS ESTABLISHED BY CUSTOMER
- 7 PCB - ALL HOLE DIAMETERS ARE FINISHED HOLE SIZES
- 8 PCB - .0453 ±.0010 DRILLED HOLES PLATED WITH .0003 MIN Sn OVER .001 TO .003 PLATING TO ACHIEVE A .040 HOLE
- 9 VARIABLE DIMENSION SHOWN ON VIEW (SHEET 7, 10)



THIS DRAWING IS A CONTROLLED DOCUMENT.		DWN R. GRZYBOWSKI CHK M. PERCHERKE	02MAY05 02MAY05	<b>STE</b> TE Connectivity
DIMENSIONS: INCHES		APVD M. PERCHERKE	NAME VERTICAL RECEPTACLE ASSEMBLY WITH GUIDES, MULTI-BEAM XL	
TOLERANCES UNLESS OTHERWISE SPECIFIED:		PRODUCT SPEC		RESTRICTED TO
0 PLC ±. 1 PLC ±.01 2 PLC ±.01 3 PLC ±.005 4 PLC ±.002 ANGLES ±.020		APPLICATION SPEC		
MATERIAL		SIZE A100779		SCALE 4:1 SHEET 1 OF 23 REV U3
FINISH		CAGE CODE DRAWING NO C=6450550		
CUSTOMER DRAWING		WEIGHT		

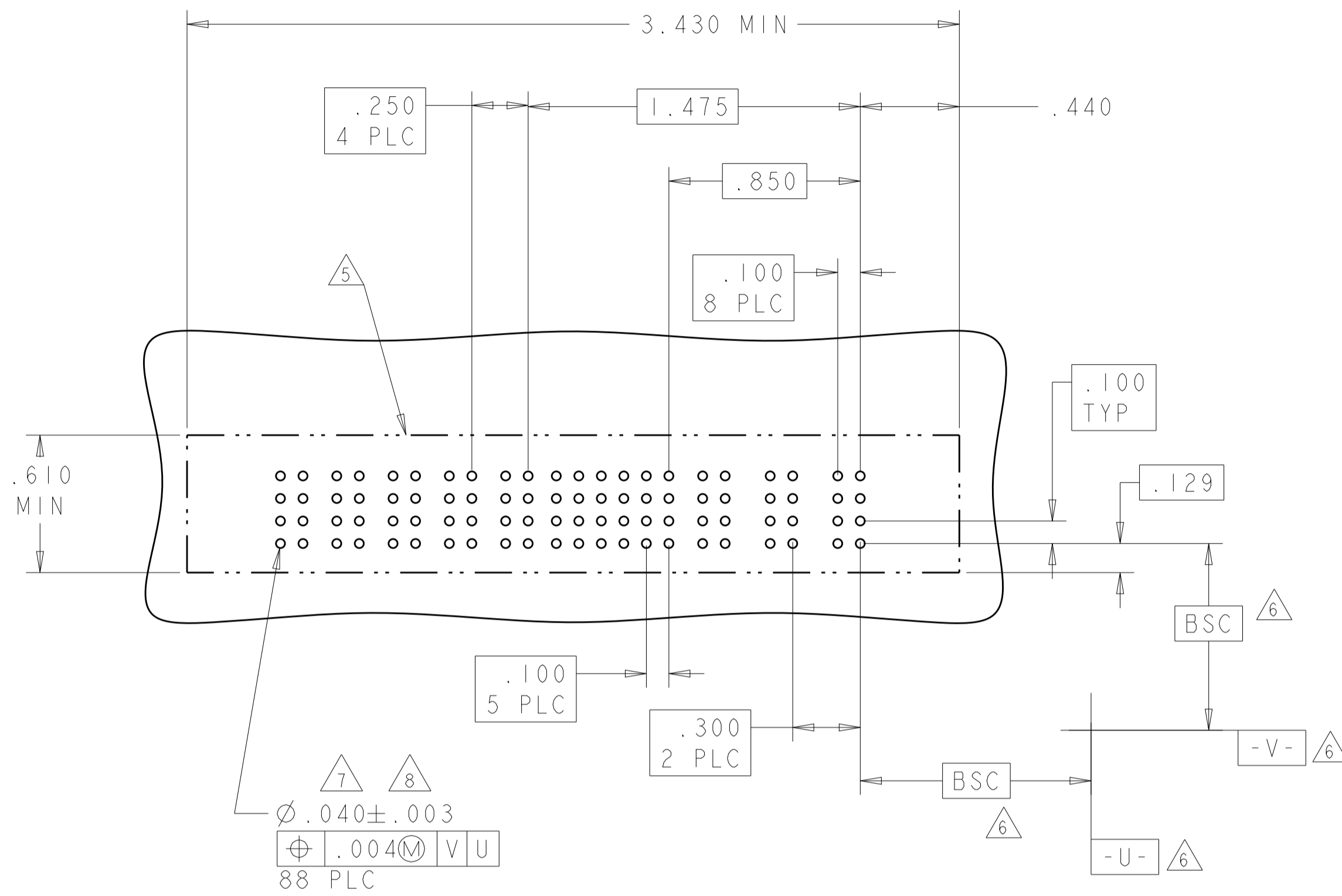
LOC	DIST	REVISIONS					
ES	00	P	LTN	DESCRIPTION	DATE	DWN	APVD
		-		SEE SHEET 1			

-	4.300	4.250	.250	.250	3.150	1.875	4.600	.450	6P + 48S + 5P	7-6450550-3
-	3.850	3.800	.250	.250	2.950	1.375	4.150	.450	4P + 60S + 4P	7-6450550-2
-	1.950	1.900	.250	.250	1.550	.875	2.250	.450	2P + 24S + 2P	7-6450550-1
-	2.350	2.300	.250	.250	1.700	1.175	2.650	.450	3P + 16S + 3P	6-6450550-9
-	2.650	2.600	.250	.250	2.000	1.125	2.950	.450	3P + 32S + 3P	6-6450550-7
-	2.050	2.000	.250	.250	1.650	.925	2.350	.450	2P + 24S + 2P	6-6450550-6
-	5.450	5.400	.250	.250	3.300	2.625	5.750	.450	9P + 24S + 9P	6-6450550-5
-	2.250	2.20	.250	.250	1.350	.875	2.550	.450	2P + 16S + 4P	6-6450550-4
-	4.450	4.400	.250	.250	2.800	2.125	4.750	.450	7P + 24S + 7P	6-6450550-3
-	-	3.950	.250	.200	2.125	1.025	4.300	.425	3P + 40S + 8P	6-6450550-2
-	5.450	5.400	.250	.250	3.300	2.625	5.750	.450	9P + 24S + 9P	6-6450550-1
-	3.300	3.250	.250	.250	2.400	1.675	3.600	.450	5P + 24S + 4P	6-6450550-0
-	3.300	3.250	.250	.250	2.150	1.425	3.600	.450	4P + 24S + 5P	5-6450550-9
-	2.150	2.100	-	.250	1.750	.875	2.450	.450	2P + 32S + 2P	5-6450550-8
-	3.050	3.000	.250	.250	2.150	1.425	3.350	.450	4P + 24S + 4P	5-6450550-7
-	2.250	2.200	.200	.200	1.725	1.025	2.550	.425	3P + 24S + 3P	5-6450550-6
-	3.300	3.250	.250	.250	2.150	1.425	3.600	.450	4P + 24S + 5P	5-6450550-5
-	2.250	2.200	.250	.250	1.350	.875	2.550	.450	2P + 16S + 4P	5-6450550-4
-	-	3.050	.250	.300	1.950	1.275	3.400	.475	3ACP + 24S + 5P	5-6450550-3
-	1.950	1.900	.250	.250	1.550	.875	2.250	.450	2P + 24S + 2P	5-6450550-0
-	-	6.300	△ <sub>9</sub>	△ <sub>9</sub>	3.925	3.275	6.650	.425	14P + 24S + 12P	4-6450550-9
-	1.950	1.900	.250	.250	1.550	.875	2.250	.450	2P + 24S + 2P	4-6450550-7
-	3.950	3.900	.250	.250	2.550	1.875	4.250	.450	6P + 24S + 6P	4-6450550-5
-	-	2.400	.250	.250	1.550	1.375	2.750	.450	4P + 4S + 4P	4-6450550-2
-	-	2.400	.250	.250	1.550	.875	2.750	.450	2P + 24S + 4P	4-6450550-0
-	-	3.100	.200	.200	2.225	1.375	3.450	.425	5P + 32S + 5P	3-6450550-5
-	-	5.450	△ <sub>9</sub>	△ <sub>9</sub>	3.075	2.425	5.800	.425	10P + 24S + 12P	3-6450550-2
-	3.350	3.300	.250	.250	2.450	1.375	3.650	.450	4P + 40S + 4P	2-6450550-9
-	-	3.100	.200	.200	2.225	1.375	3.450	.425	5P + 32S + 5P	2-6450550-8
-	-	2.100	.250	.300	1.750	1.275	2.450	.475	3ACP + 16S + 2P	2-6450550-4
-	-	2.250	.250	.200	1.900	1.225	2.600	.450	4P + 24S + 2P	1-6450550-9
-	4.325	4.275	.250	△ <sub>9</sub>	3.175	2.500	4.625	.475	2ACP + 6P + 24S + 5P	1-6450550-8
-	-	1.575	-	-	1.425	.700	1.925	.475	1P + 24S + 1P	1-6450550-7
-	-	2.500	.250	.250	2.150	1.425	2.850	.450	4P + 24S + 2P	1-6450550-6
-	1.950	1.900	.250	.250	1.550	.875	2.250	.450	2P + 24S + 2P	1-6450550-5
-	2.850	2.800	.300	.250	2.075	1.375	3.150	.450	4P + 24S + 3ACP	1-6450550-4
-	3.550	3.500	.200	.200	2.225	1.775	3.850	.425	7P + 16S + 7P	1-6450550-3
-	4.450	4.400	.250	.250	4.050	.875	4.750	.450	2P + 124S + 2P	1-6450550-2
-	4.550	4.500	.250	.300	1.650	.975	4.850	.475	2ACP + 24S + 12P	1-6450550-1
-	2.550	2.500	.250	.250	2.150	.875	2.850	.450	2P + 48S + 2P	1-6450550-0
-	-	4.050	.300	.250	3.350	2.875	4.400	.450	10P + 16S + 3ACP	6450550-8
-	-	3.950	.250	.200	2.125	1.025	4.300	.425	3P + 40S + 8P	6450550-7
-	-	4.050	-	.250	3.950	.875	4.400	.450	2P + 120S + 1P	6450550-6
-	-	3.250	-	.250	3.150	.875	3.600	.450	2P + 88S + 1P	6450550-5
-	-	1.400	-	-	1.300	.625	1.750	.450	1P + 24S + 1P	6450550-4
-	-	2.900	.250	.250	2.550	.875	3.250	.450	2P + 64S + 2P	6450550-3
-	-	2.550	.300	.250	1.825	1.125	2.900	.450	3P + 24S + 3ACP	6450550-2
-	-	3.050	.250	.300	1.950	1.275	3.400	.475	3ACP + 24S + 5P	6450550-1
M	D	U	T	S	R	W	L	K	DESCRIPTION	PART NUMBER

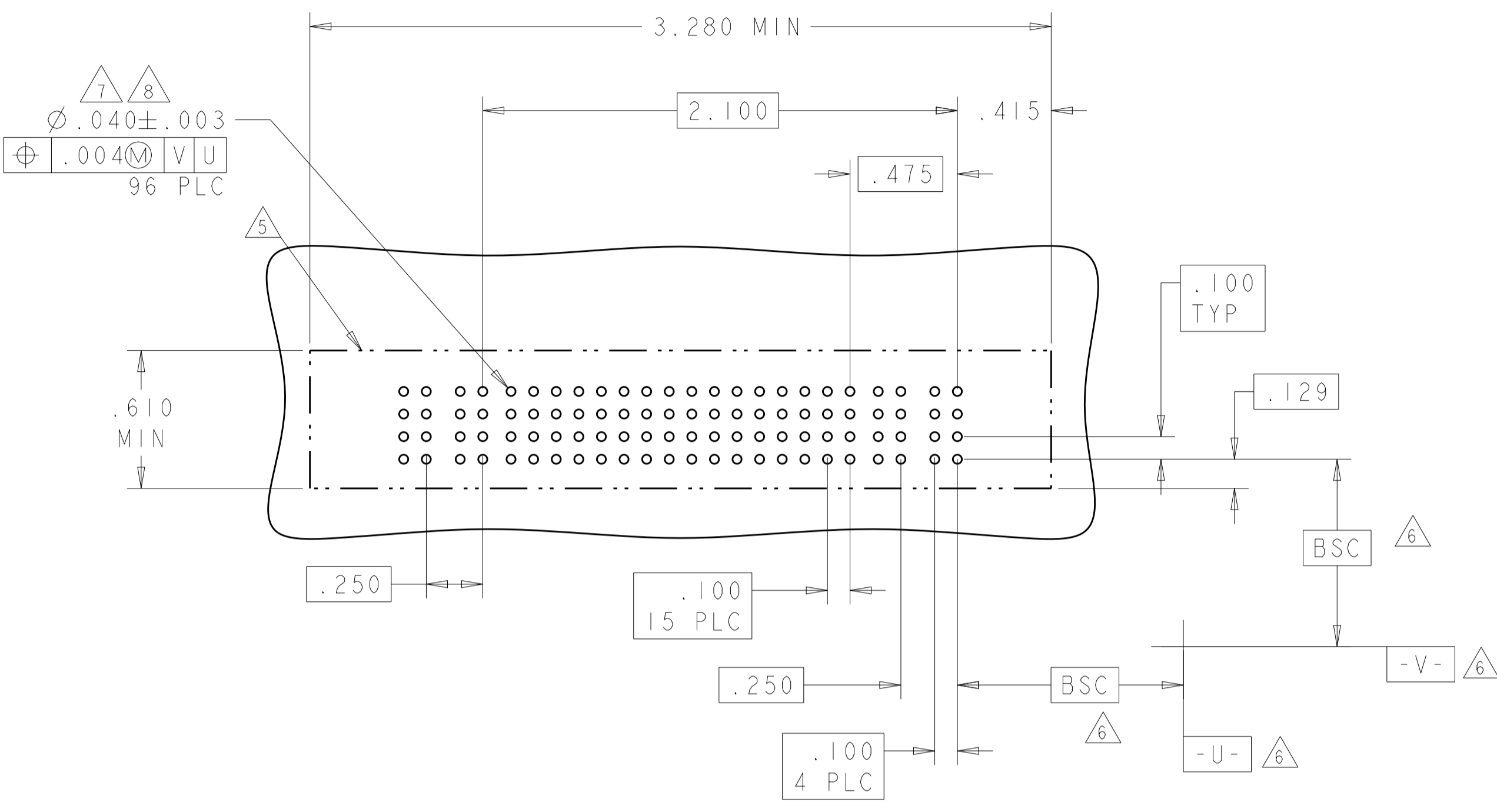
U

THIS DRAWING IS A CONTROLLED DOCUMENT.		DWN R. GRZYBOWSKI CHK M. PERCHERKE	02MAY05
DIMENSIONS: INCHES		APVD M. PERCHERKE	NAME
TOLERANCES UNLESS OTHERWISE SPECIFIED: 0 PLC ±.01 1 PLC ±.01 2 PLC ±.01 3 PLC ±.005 4 PLC ±.002 ANGLES ±.020		PRODUCT SPEC 108-1973	VERTICAL RECEPTACLE ASSEMBLY WITH GUIDES, MULTI-BEAM XL
MATERIAL		APPLICATION SPEC 114-13038	SIZE A100779
FINISH		WEIGHT	CAGE CODE DRAWING NO C=6450550
CUSTOMER DRAWING		SCALE 4:1	RESTRICTED TO SHEET 2 OF 23 REV U3

PART NUMBER	ROWS	POWER (L)				SIGNAL						POWER (R)				
		P8	P7	P6	P5	P4	6	5	4	3	2	1	P3	P2	P1	
6450550-1	D C B A	GS	GS	GS	GS	GS	AP	AP	AP	AP	AP	AP	AP	AP	AP	AP
		GS	GS	GS	GS	GS	AP	AP	AP	AP	AP	AP	AP	AP	AP	AP
		GS	GS	GS	GS	GS	AP	AP	AP	AP	AP	AP	AP	AP	AP	AP
		GS	GS	GS	GS	GS	AP	AP	AP	AP	AP	AP	AP	AP	AP	AP
3ACP + 24S + 5P																



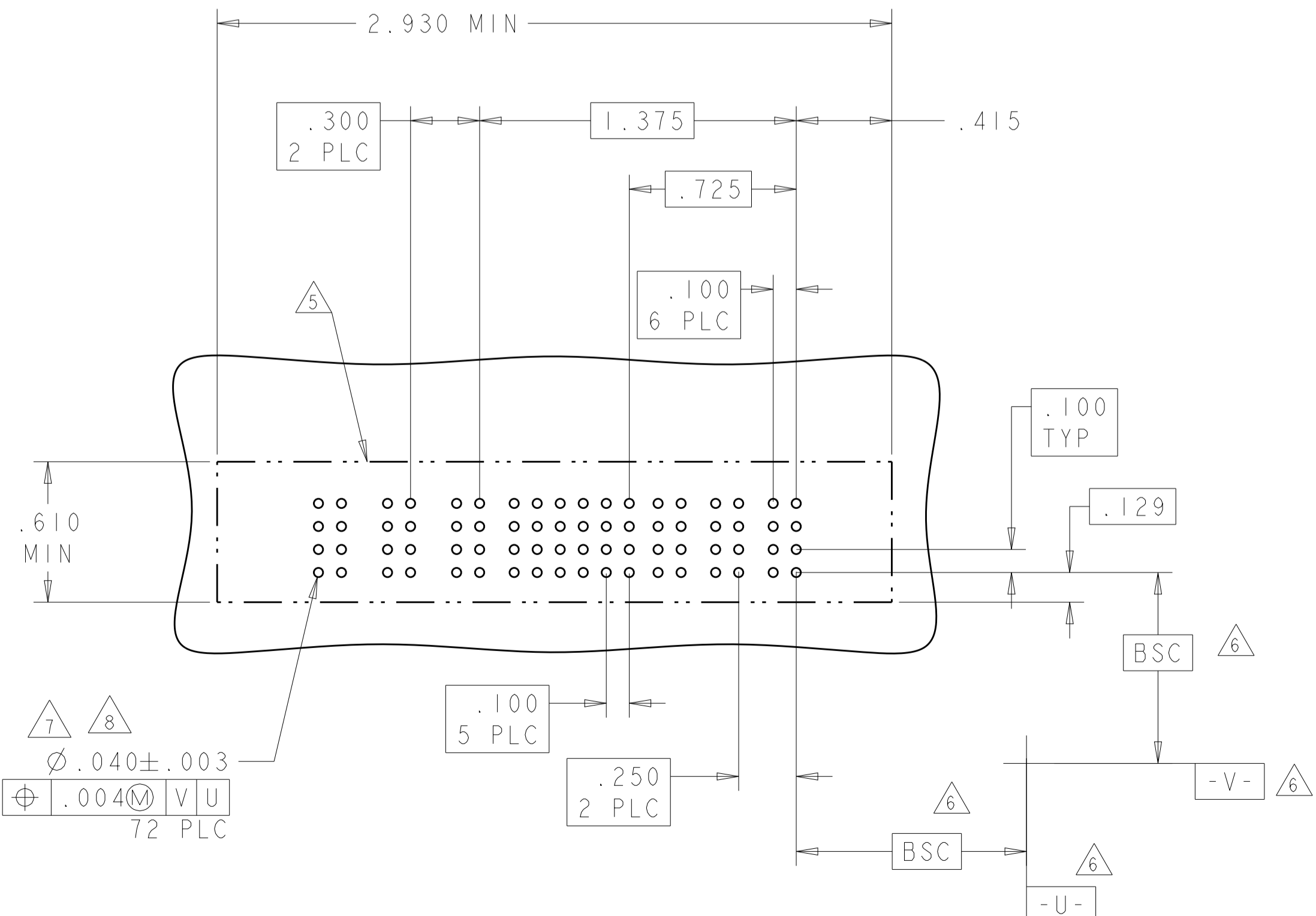
PART NUMBER	ROWS	SIGNAL														POWER (R)						
		P4	P3	16	15	14	13	12	11	10	9	8	7	6	5	4	3	2	1	P2	P1	
6450550-3	D C B A	GP	GS	AP	AP	AP	AP	AP	AP	AP	AP	AP	AP	AP	AP	AP	AP	AP	AP	AP	AP	AP
		GP	GS	AP	AP	AP	AP	AP	AP	AP	AP	AP	AP	AP	AP	AP	AP	AP	AP	AP	AP	AP
		GP	GS	AP	AP	AP	AP	AP	AP	AP	AP	AP	AP	AP	AP	AP	AP	AP	AP	AP	AP	AP
		GP	GS	AP	AP	AP	AP	AP	AP	AP	AP	AP	AP	AP	AP	AP	AP	AP	AP	AP	AP	AP
2P + 64S + 2P																						



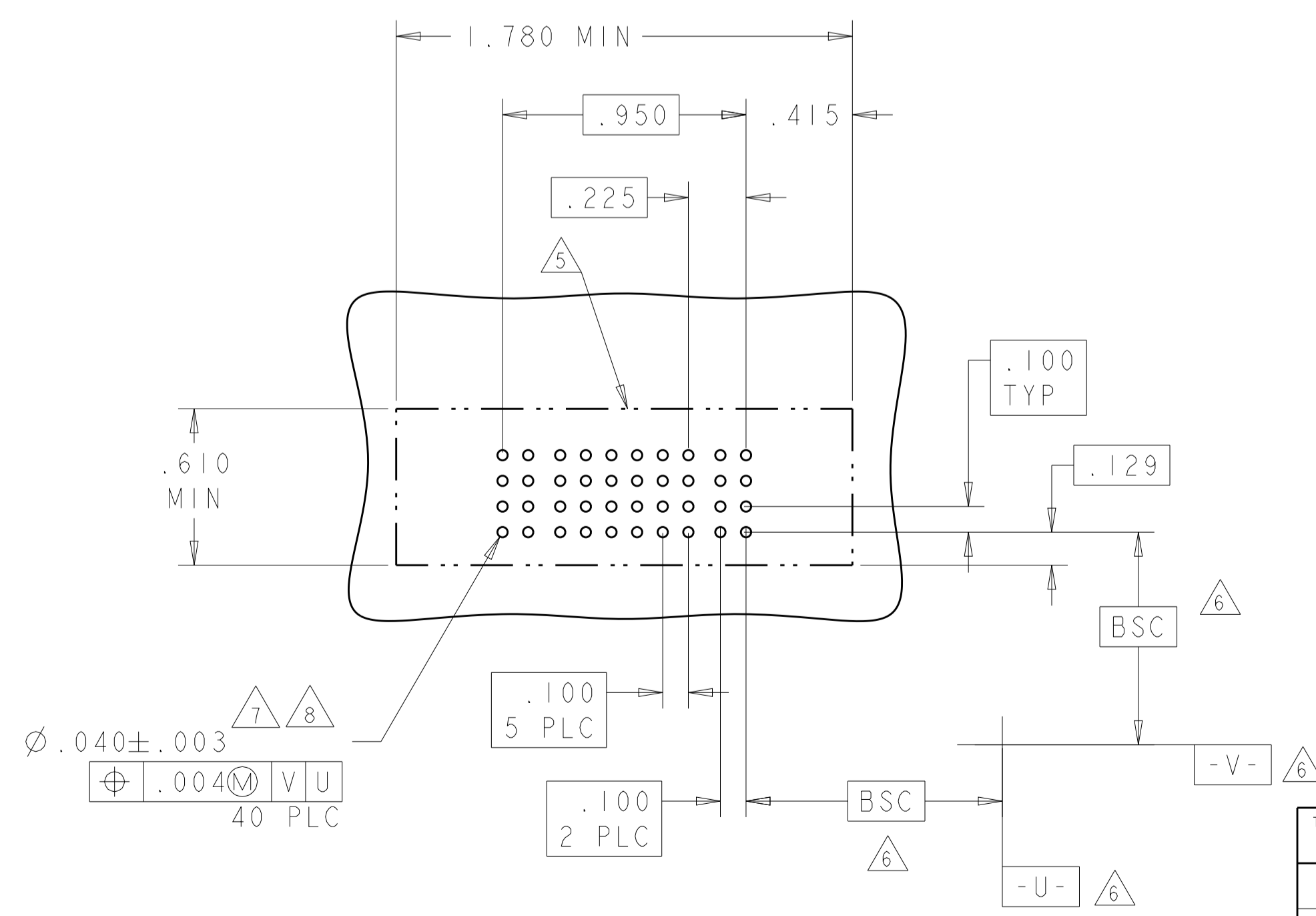
LOC	DIST	REV	DATE	APP'D
ES	00			

REV	DATE	APP'D	DESCRIPTION
-	-	-	SEE SHEET 1

PART NUMBER	ROWS	POWER (L)			SIGNAL						POWER (R)			
		P6	P5	P4	6	5	4	3	2	1	P3	P2	P1	
6450550-2	D C B A	GP	GS	GS	AP	AP	AP	AP	AP	AP	AP	AP	AP	AP
		GP	GS	GS	AP	AP	AP	AP	AP	AP	AP	AP	AP	AP
		GP	GS	GS	AP	AP	AP	AP	AP	AP	AP	AP	AP	AP
		GP	GS	GS	AP	AP	AP	AP	AP	AP	AP	AP	AP	AP
3P + 24S + 3ACP														



PART NUMBER	ROWS	SIGNAL					POWER (R)		
		P2	6	5	4	3	2	1	P1
6450550-4	D C B A	GP	AP	AP	AP	AP	AP	AP	GP
		GP	AP	AP	AP	AP	AP	AP	GP
		GP	AP	AP	AP	AP	AP	AP	GP
		GP	AP	AP	AP	AP	AP	AP	GP
IP + 24S + IP									



CODE	DESCRIPTION	TAIL LENGTH
VP	POWER CONTACT MFBL	.115
VS	POWER CONTACT STD	.115
P	SINGAL CONTACT	.115
AT	SIGNAL CONTACT	.135
PT	POWER CONTACT MFBL	.135
ST	POWER CONTACT STD	.135
BP	SIGNAL CONTACT	.165
HS	POWER CONTACT, STD	.165
HP	POWER CONTACT, MFBL	.165
AP	SIGNAL CONTACT	.135
GS	POWER CONTACT, STD	.135
GP	POWER CONTACT, MFBL	.135

THIS DRAWING IS A CONTROLLED DOCUMENT.

DIMENSIONS:	TOLERANCES UNLESS OTHERWISE SPECIFIED:
INCHES	0 PLC ±.01
	1 PLC ±.01
	2 PLC ±.01
	3 PLC ±.01
	4 PLC ±.01
	5 PLC ±.01
	ANGLES ±.020

MATERIAL: FINISH: \*P\*

OWN: R. GRZYBOWSKI 02MAY05  
CHK: M. PERCHERKE 02MAY05  
APP'D: M. PERCHERKE

NAME: VERTICAL RECEPTACLE ASSEMBLY WITH GUIDES, MULTI-BEAM XL

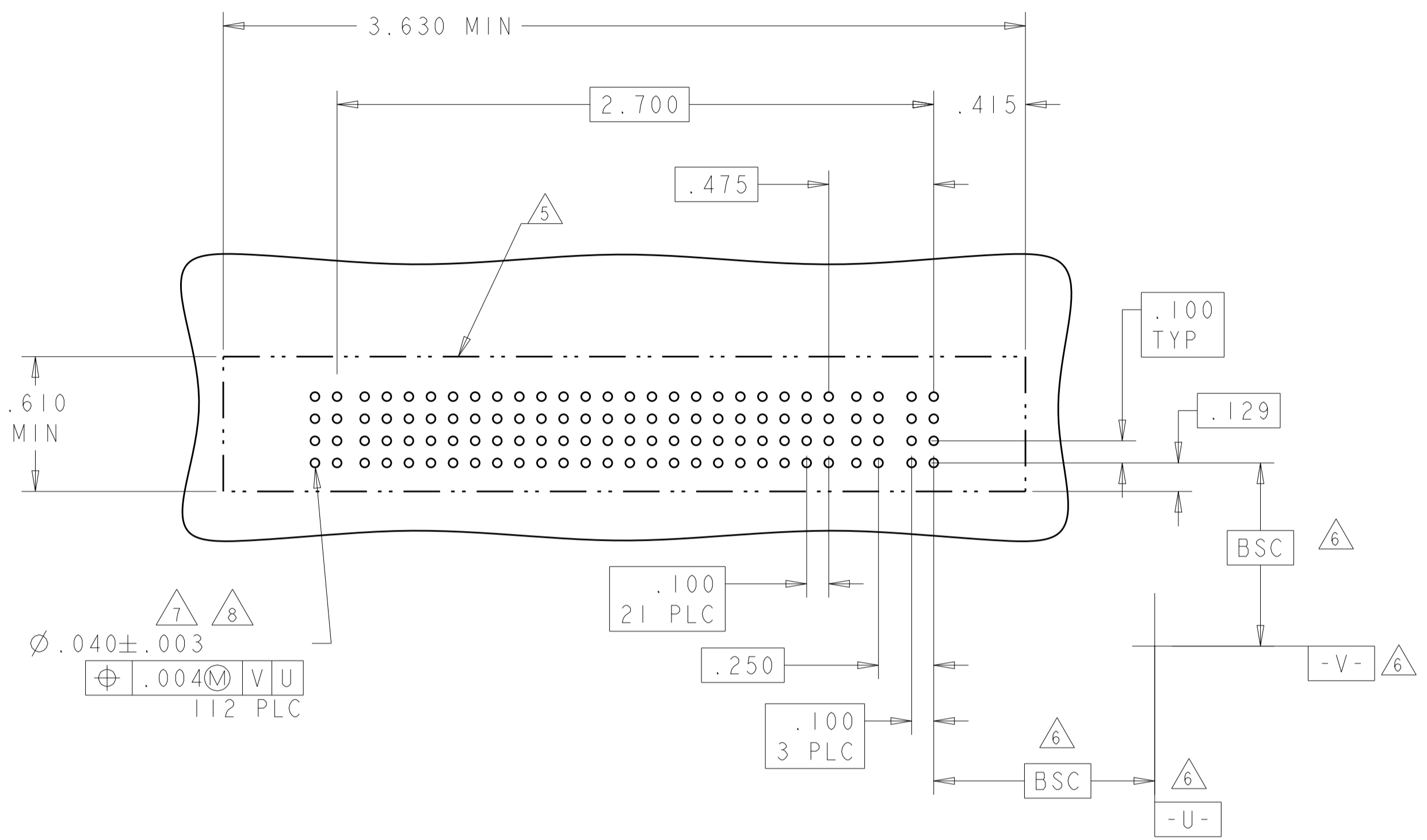
PRODUCT SPEC: 108-1973  
APPLICATION SPEC: 114-13038

SIZE: CAGE CODE DRAWING NO: A100779  
SCALE: 4:1 SHEET 3 OF 23 REV: U3

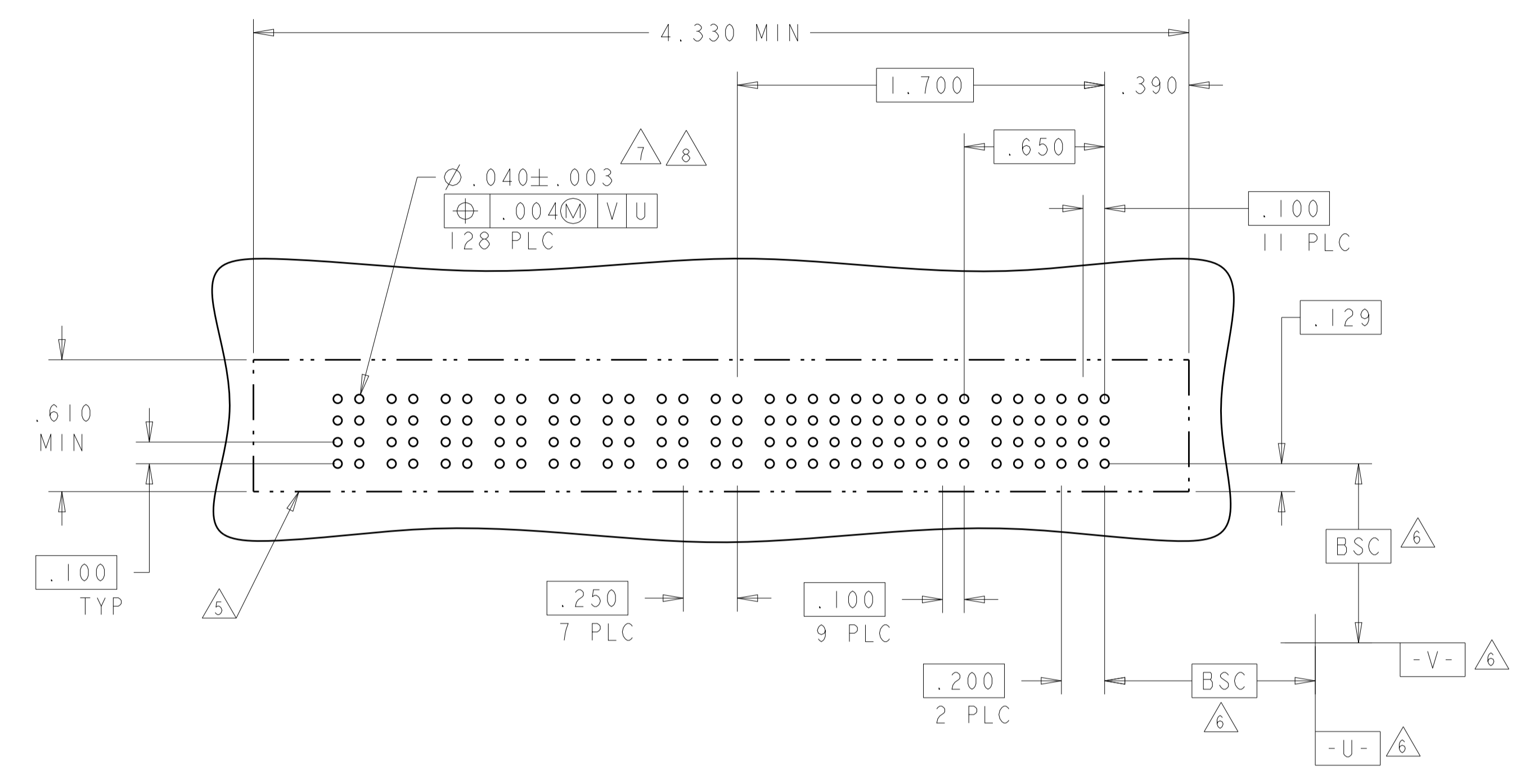
CUSTOMER DRAWING

LOC	DIST	REVISIONS			
ES	00	REV	DATE	BY	APPV
		1	SEE SHEET 1		

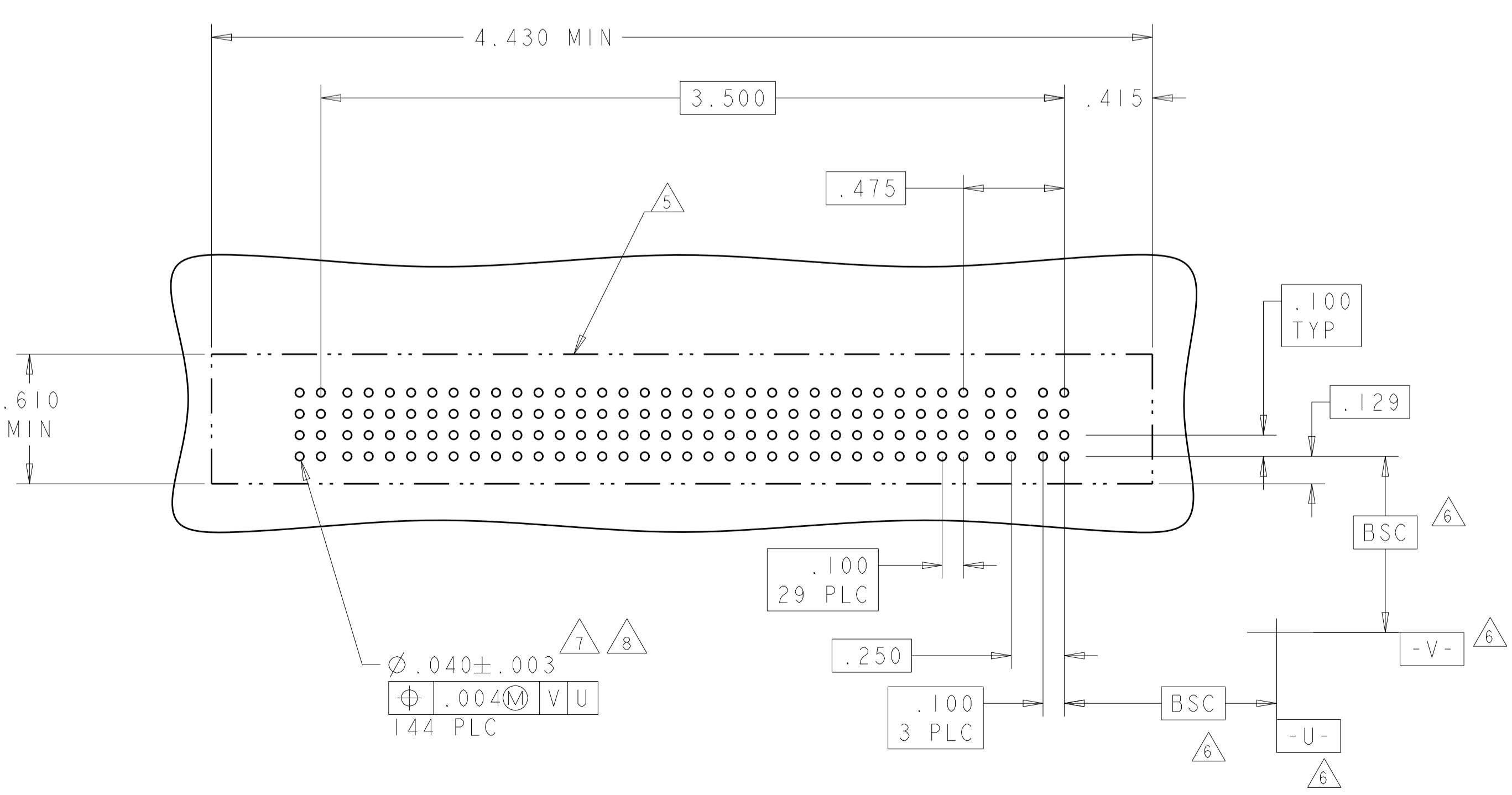
PART NUMBER	ROWS	SIGNAL																				POWER (R)						
		P3	22	21	20	19	18	17	16	15	14	13	12	11	10	9	8	7	6	5	4	3	2	1	P2	P1		
6450550-5	D C B A	GP	AP	AP	AP	AP	AP	AP	AP	AP	AP	AP	AP	AP	AP	AP	AP	AP	AP	AP	AP	AP	AP	AP	AP	GS	GP	
		GP	AP	AP	AP	AP	AP	AP	AP	AP	AP	AP	AP	AP	AP	AP	AP	AP	AP	AP	AP	AP	AP	AP	AP	GS	GP	
		GP	AP	AP	AP	AP	AP	AP	AP	AP	AP	AP	AP	AP	AP	AP	AP	AP	AP	AP	AP	AP	AP	AP	AP	AP	GS	GP
2P + 8S + 1P																												



PART NUMBER	ROWS	POWER								SIGNAL										POWER										
		P11	P10	P9	P8	P7	P6	P5	P4	10	9	8	7	6	5	4	3	2	1	P3	P2	P1								
6450550-7	D C B A	GS	GS	GP	GP	GS	GS	GP	GP	AP	AP	AP	AP	AP	AP	AP	AP	AP	AP	AP	AP	AP	AP	AP	AP	AP	AP	GS	GP	GS
		GS	GS	GP	GP	GS	GS	GP	GP	AP	AP	AP	AP	AP	AP	AP	AP	AP	AP	AP	AP	AP	AP	AP	AP	AP	AP	GS	GP	GS
		GS	GS	GP	GP	GS	GS	GP	GP	AP	AP	AP	AP	AP	AP	AP	AP	AP	AP	AP	AP	AP	AP	AP	AP	AP	AP	GS	GP	GS
3P + 40S + 8P																														



PART NUMBER	ROWS	SIGNAL																												POWER (R)							
		P3	30	29	28	27	26	25	24	23	22	21	20	19	18	17	16	15	14	13	12	11	10	9	8	7	6	5	4	3	2	1	P2	P1			
6450550-6	D C B A	GP	AP	AP	AP	AP	AP	AP	AP	AP	AP	AP	AP	AP	AP	AP	AP	AP	AP	AP	AP	AP	AP	AP	AP	AP	AP	AP	AP	AP	AP	AP	AP	AP	AP	GS	GP
		GP	AP	AP	AP	AP	AP	AP	AP	AP	AP	AP	AP	AP	AP	AP	AP	AP	AP	AP	AP	AP	AP	AP	AP	AP	AP	AP	AP	AP	AP	AP	AP	AP	AP	GS	GP
		GP	AP	AP	AP	AP	AP	AP	AP	AP	AP	AP	AP	AP	AP	AP	AP	AP	AP	AP	AP	AP	AP	AP	AP	AP	AP	AP	AP	AP	AP	AP	AP	AP	AP	GS	GP
2P + 120S + 1P																																					



THIS DRAWING IS A CONTROLLED DOCUMENT. DWN: R.GRZYBOWSKI 02MAY05  
 CHK: M.PERCHEKKE 02MAY05  
 APVD: M.PERCHEKKE

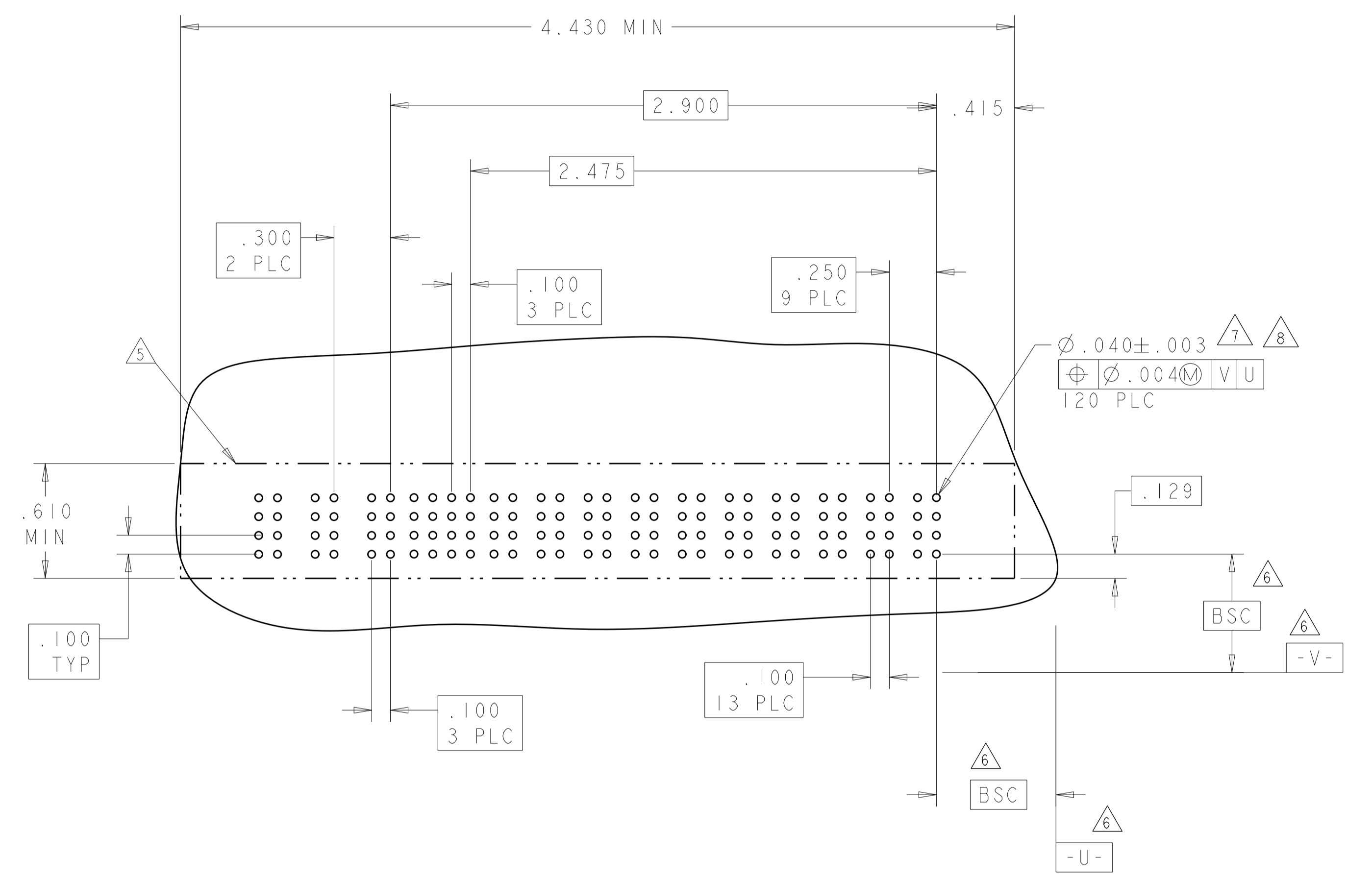
TE Connectivity

VERTICAL RECEPTACLE ASSEMBLY WITH GUIDES, MULTI-BEAM XL

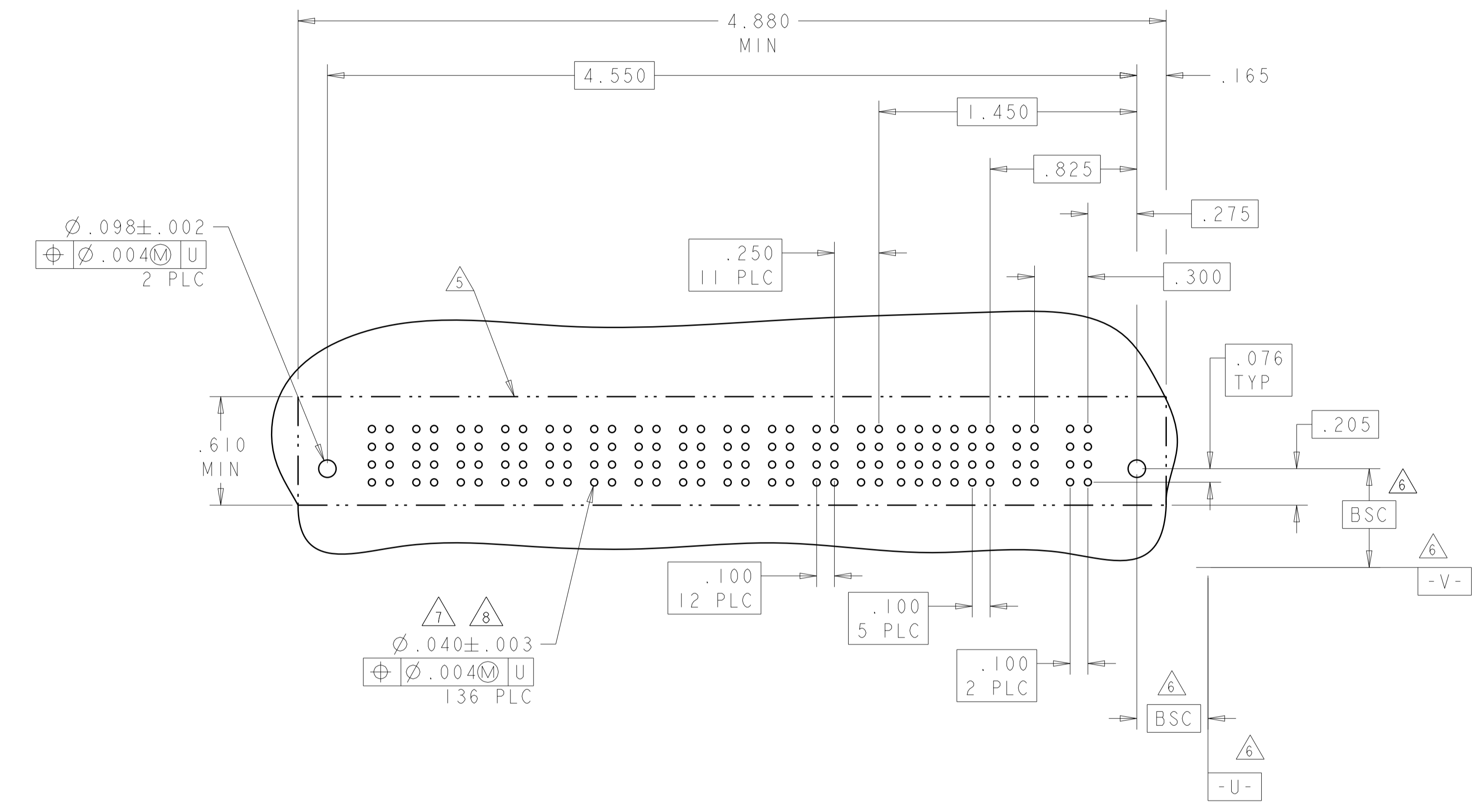
SIZE: A1 00779 C=6450550  
 SCALE: 4:1 SHEET: 4 OF 23 REV: U3

LOC	DIST	REVISIONS			
P	LTN	DESCRIPTION	DATE	OWN	APVD
ES	00	SEE SHEET 1			

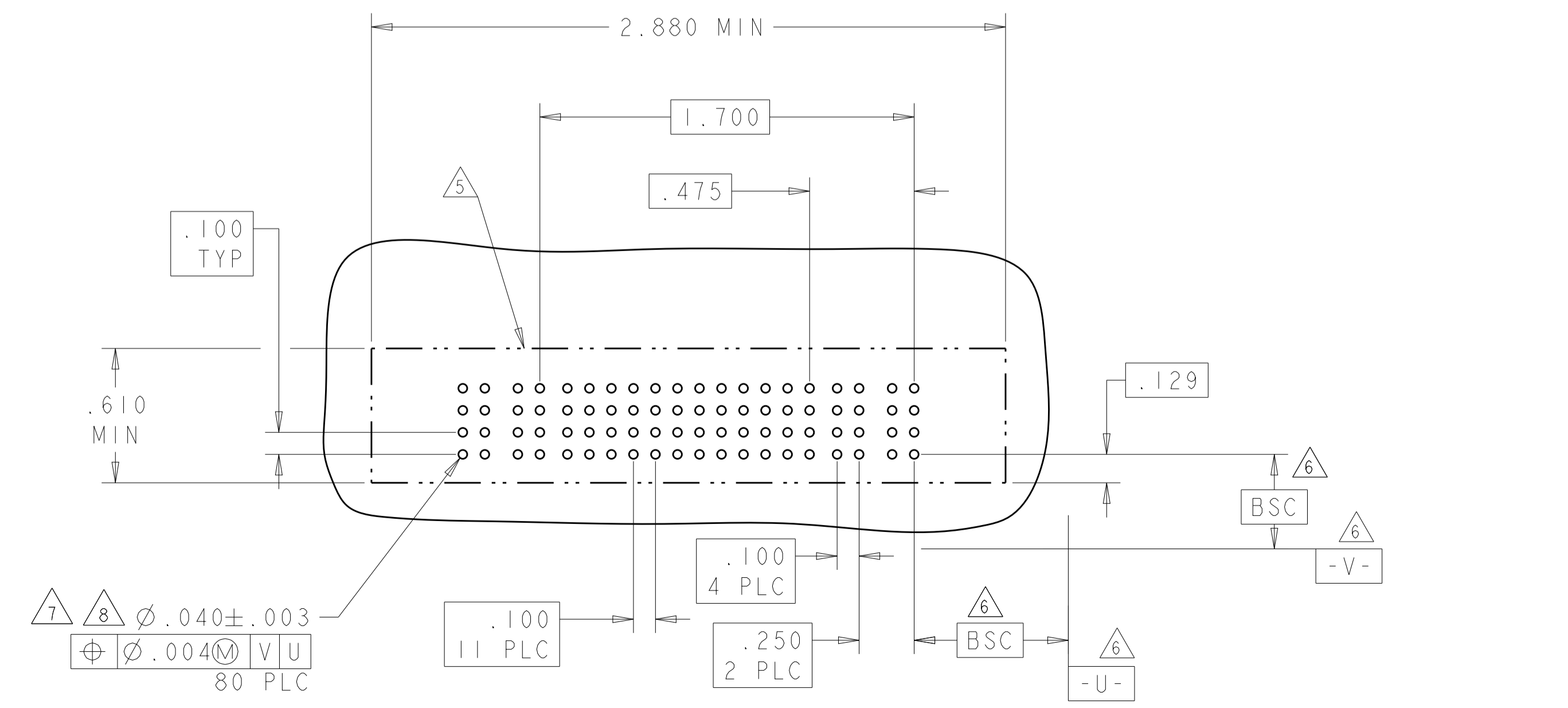
PART NUMBER	ROWS	POWER			SIGNAL				POWER									
		P13	P12	P11	4	3	2	1	P10	P9	P8	P7	P6	P5	P4	P3	P2	P1
6450550-8	D C B A	GS	GS	GP	AP	AP	AP	AP	GS	GS	GS	GS	GS	GS	GS	GS	GS	
10P + 16S + 3ACP																		



PART NUMBER	ROWS	POWER (L)										SIGNAL				POWER (R)								
		P14	P13	P12	P11	P10	P9	P8	P7	P6	P5	P4	P3	6	5	4	3	2	1	P2	P1			
1-6450550-1	D C B A	GS	GS	GS	GS	GS	GS	GS	GS	GS	GS	GS	GS	GS	GS	GS	GS	GS	GS	GS	GS	GP	GP	
2ACP + 24S + 12P																								



PART NUMBER	ROWS	POWER		SIGNAL										POWER							
		P4	P3	12	11	10	9	8	7	6	5	4	3	2	1	P2	P1				
1-6450550-0	D C B A	GS	GP	AP	AP	AP	AP	AP	AP	AP	AP	AP	AP	AP	AP	AP	AP	AP	GP	GS	
2P + 48S + 2P																					



THIS DRAWING IS A CONTROLLED DOCUMENT.

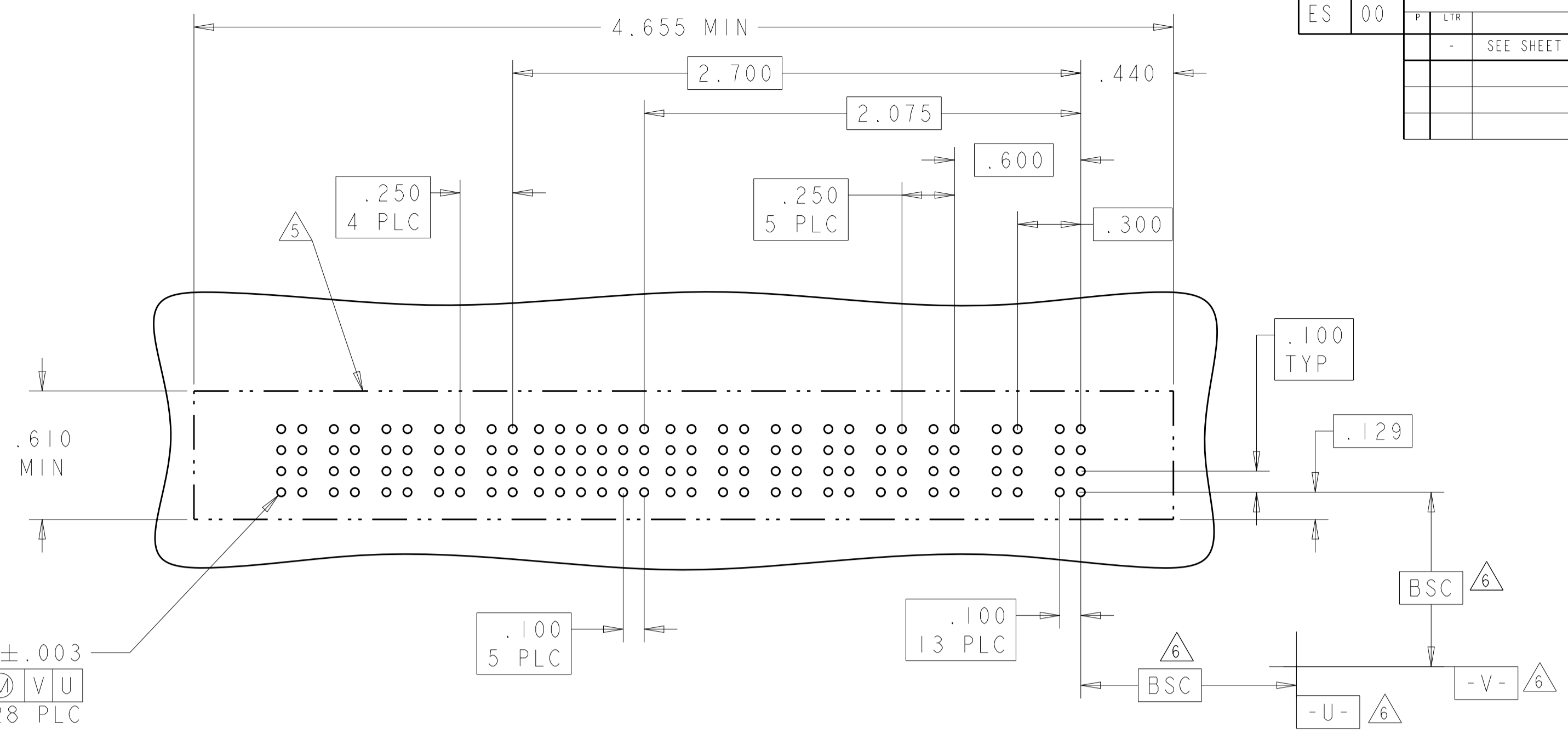
DIMENSIONS: INCHES	TOLERANCES UNLESS OTHERWISE SPECIFIED: 0 PLC ±. 1 PLC ±.01 2 PLC ±.01 3 PLC ±.005 4 PLC ±.0020 ANGLES ±.020	OWN: R. GRZYBOWSKI 02MAY05 CHK: M. PERCHERKE 02MAY05 APVD: M. PERCHERKE PRODUCT SPEC: 108-1973 APPLICATION SPEC: 114-13038 WEIGHT: - CUSTOMER DRAWING	NAME: VERTICAL RECEPTACLE ASSEMBLY WITH GUIDES, MULTI-BEAM XL SIZE: A1 CAGE CODE: 100779 DRAWING NO: 6450550 SCALE: 4:1 SHEET: 5 OF 23 REV: U3
-----------------------	---	---	--

TE Connectivity

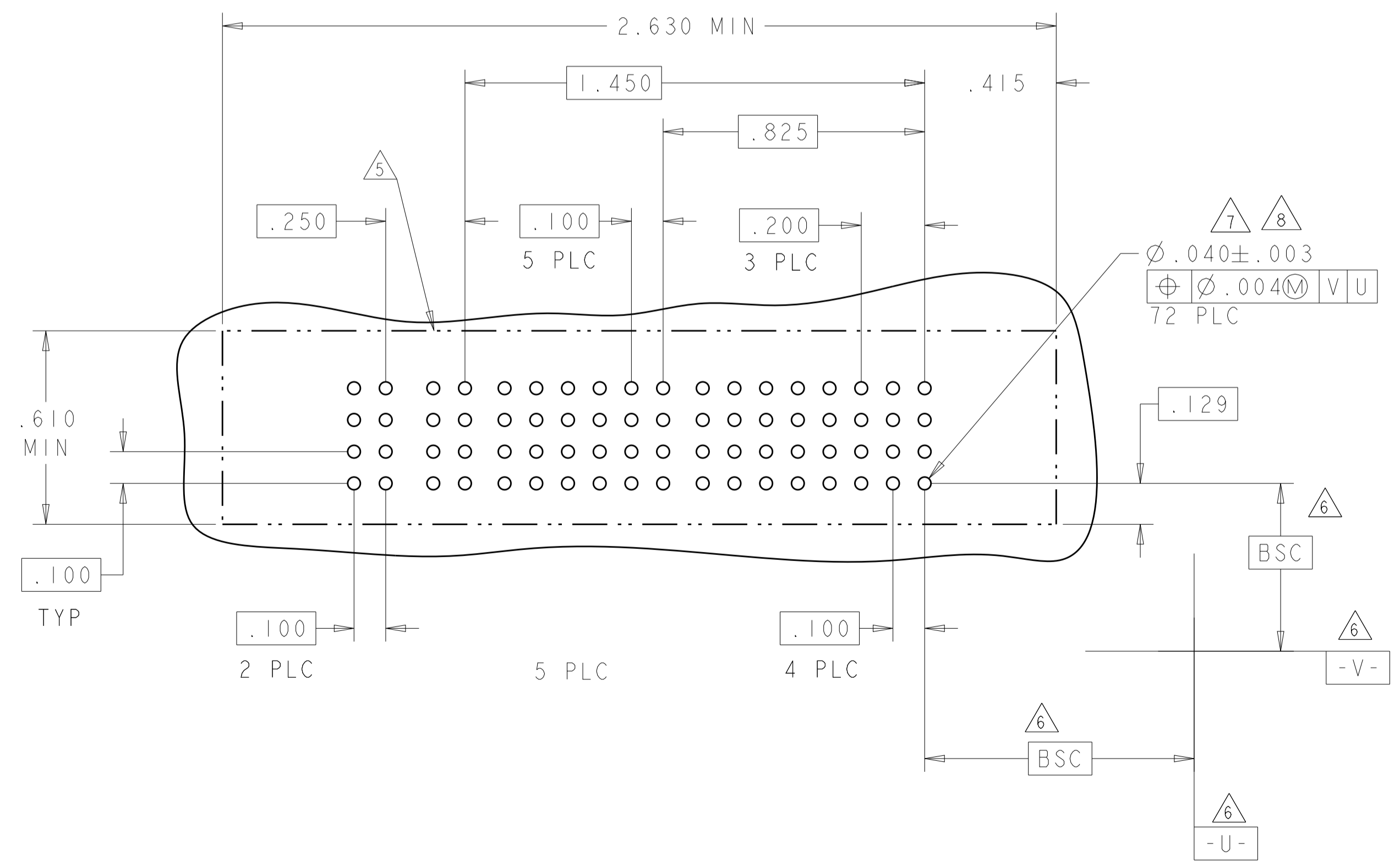


LOC	DIST	REV	DATE	BY	APPV
ES	00				

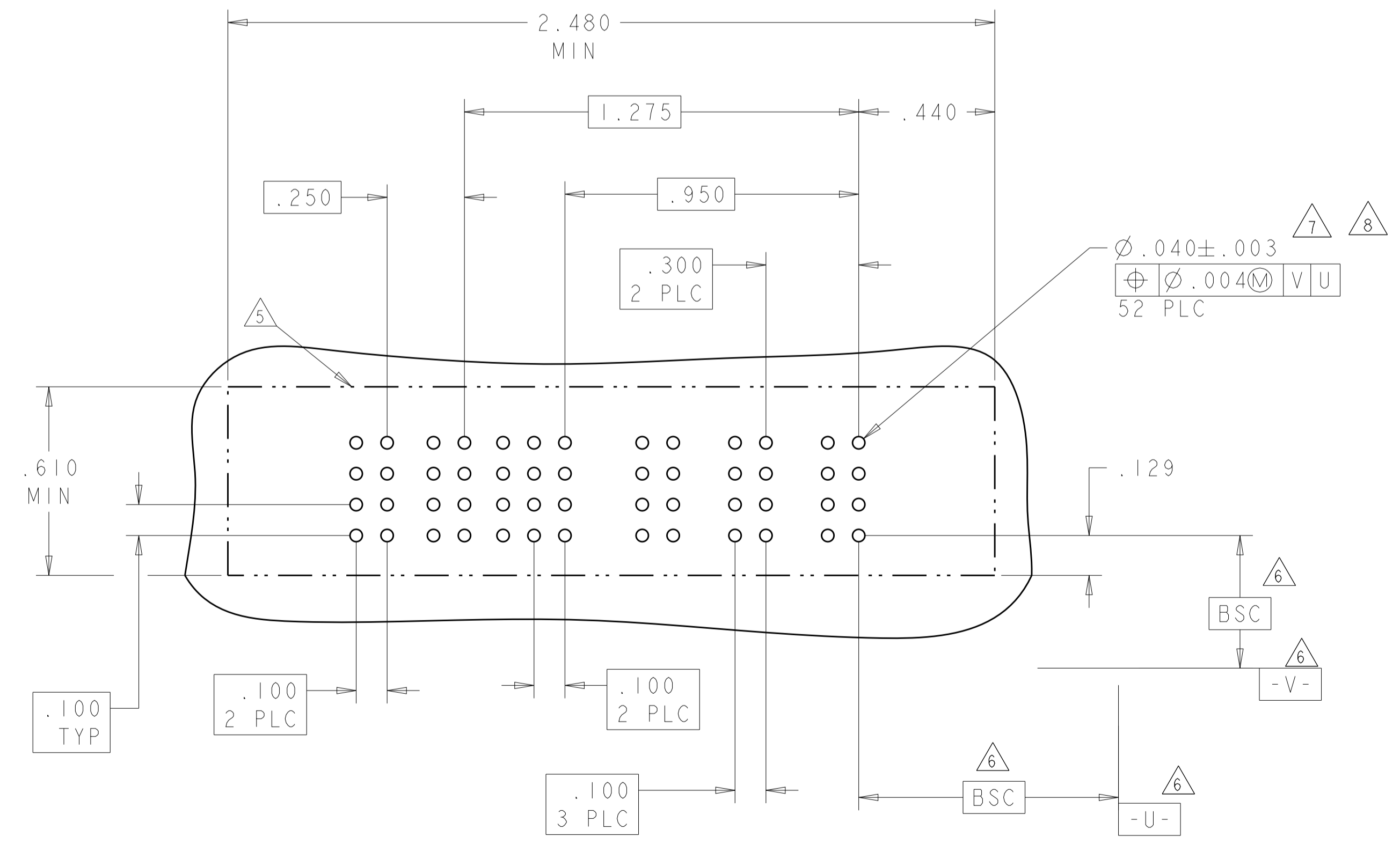
PART NUMBER	ROWS	POWER					SIGNAL					POWER								
		P13	P12	P11	P10	P9	6	5	4	3	2	1	P8	P7	P6	P5	P4	P3	P2	P1
1-6450550-8	D C B A	GP	GS	GS	GS	GS	AP	AP	AP	AP	AP	AP	GS	GS	GS	GS	GP	GP	GS	GS
		AP	AP	AP	AP	AP	AP	GS	GS	GS	GS	GP	GP	GS	GS					
		AP	AP	AP	AP	AP	AP	GS	GS	GS	GS	GP	GP	GS	GS					
		AP	AP	AP	AP	AP	AP	GS	GS	GS	GS	GP	GP	GS	GS					
2ACP + 6P + 24S + 5P																				



PART NUMBER	ROWS	POWER		SIGNAL					POWER				
		P6	P5	6	5	4	3	2	1	P4	P3	P2	P1
1-6450550-9	D C B A	GP	GS	AP	AP	AP	AP	AP	AP	GS	GP	GP	GS
		AP	AP	AP	AP	AP	AP	AP	GS	GP	GP	GS	
		AP	AP	AP	AP	AP	AP	AP	GS	GP	GP	GS	
		AP	AP	AP	AP	AP	AP	AP	GS	GP	GP	GS	
4P + 24S + 2P													



PART NUMBER	ROWS	POWER		SIGNAL				POWER		
		P5	P4	4	3	2	1	P3	P2	P1
2-6450550-4	D C B A	GS	GS	AP	AP	AP		GP	GS	GS
		AP	AP	AP	AP	AP		GP	GS	GS
		AP	AP	AP	AP	AP		GP	GS	GS
		AP	AP	AP	AP	AP		GP	GS	GS
3ACP + 16S + 2P										



THIS DRAWING IS A CONTROLLED DOCUMENT.

OWN: R. GRZYBOWSKI 02MAY05  
 CHK: M. PERCHERKE 02MAY05  
 APVD: M. PERCHERKE

TE Connectivity

NAME: VERTICAL RECEPTACLE ASSEMBLY WITH GUIDES, MULTI-BEAM XL

PRODUCT SPEC: 108-1973  
 APPLICATION SPEC: 114-13038

SIZE: A1  
 CAGE CODE: 6450550  
 DRAWING NO: 100779

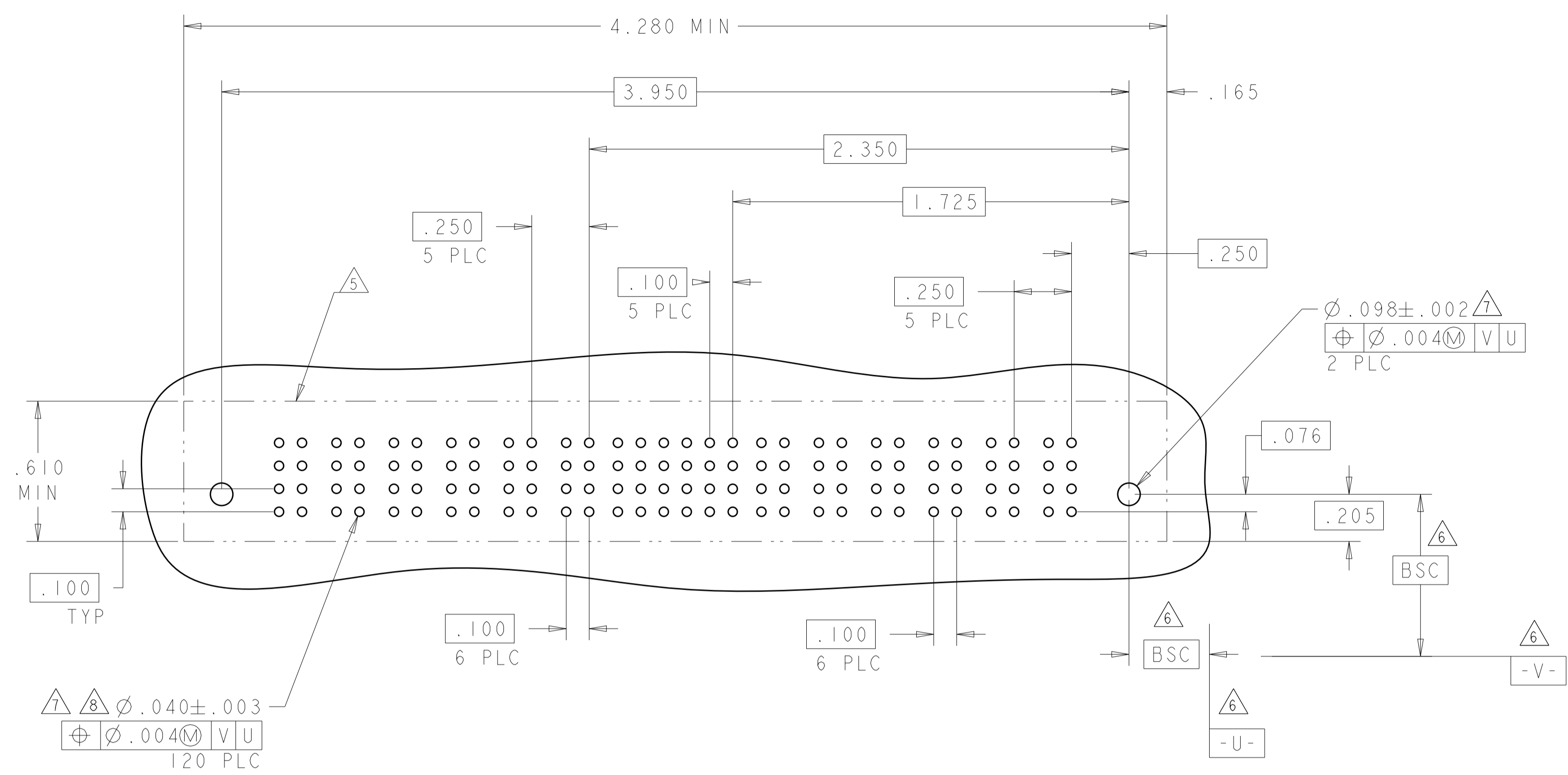
RESTRICTED TO: U3

SCALE: 4:1 SHEET 7 OF 23



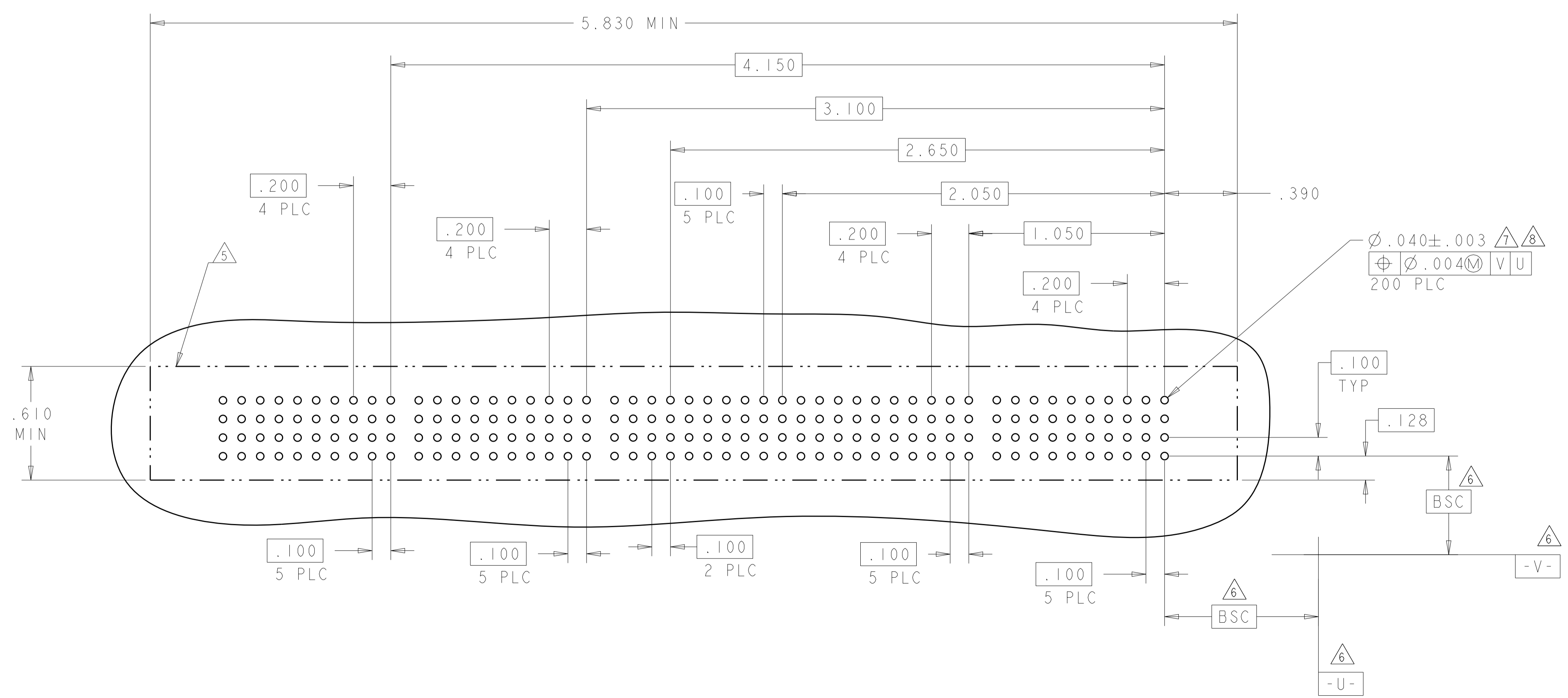


LOC	DIST	REVISIONS			
P	LTN	DESCRIPTION	DATE	DMN	APVD
ES	00	SEE SHEET 1			



ASSY PART NUMBER	ROWS	POWER						SIGNAL						POWER											
		P12	P11	P10	P9	P8	P7	6	5	4	3	2	1	P6	P5	P4	P3	P2	P1						
4-6450550-5	D C B A	GS	GS	GS	GS	GS	GS	AP	AP	AP	AP	AP	AP	GS	GS	GS	GS	GS	GS						
		AP	AP	AP	AP	AP	AP	AP	AP	AP	AP	AP	AP	GS	GS	GS	GS	GS	GS						
		AP	AP	AP	AP	AP	AP	AP	AP	AP	AP	AP	AP	GS	GS	GS	GS	GS	GS						
6P + 24S + 6P																									

PART NUMBER	ROWS	POWER												SIGNAL						POWER											
		P22	P21	P20	P19	P18	P17	P16	P15	P14	P13	P12	P11	6	5	4	3	2	1	P10	P9	P8	P7	P6	P5	P4	P3	P2	P1		
3-6450550-2	D C B A	HS	HS	HS	HS	HS	HS	HS	HS	HP	HP	HP	HP	BP	BP	BP	BP	BP	BP	HP	HP	HP	HP	HP	HP	HS	HS	HP	HS		
		BP	BP	BP	BP	BP	BP	BP	BP	BP	BP	BP	BP	BP	BP	HP	HP	HP	HP	HP	HP	HP	HP	HS	HS	HP	HS				
		BP	BP	BP	BP	BP	BP	BP	BP	BP	BP	BP	BP	BP	BP	HP	HP	HP	HP	HP	HP	HP	HP	HS	HS	HP	HS				
		BP	BP	BP	BP	BP	BP	BP	BP	BP	BP	BP	BP	BP	BP	HP	HP	HP	HP	HP	HP	HP	HP	HS	HS	HP	HS				
10P + 24S + 12P																															



THIS DRAWING IS A CONTROLLED DOCUMENT. DMN: R. GRZYBOWSKI 02MAY05  
CHK: M. PERCHERKE 02MAY05  
APVD: M. PERCHERKE

**STE** TE Connectivity

NAME: VERTICAL RECEPTACLE ASSEMBLY WITH GUIDES, MULTI-BEAM XL

PRODUCT SPEC: 108-1973  
APPLICATION SPEC: 114-13038

SIZE: A1 CAGE CODE: 6450550 DRAWING NO: 100779  
SCALE: 4:1 SHEET: 9 OF 23 REV: U3

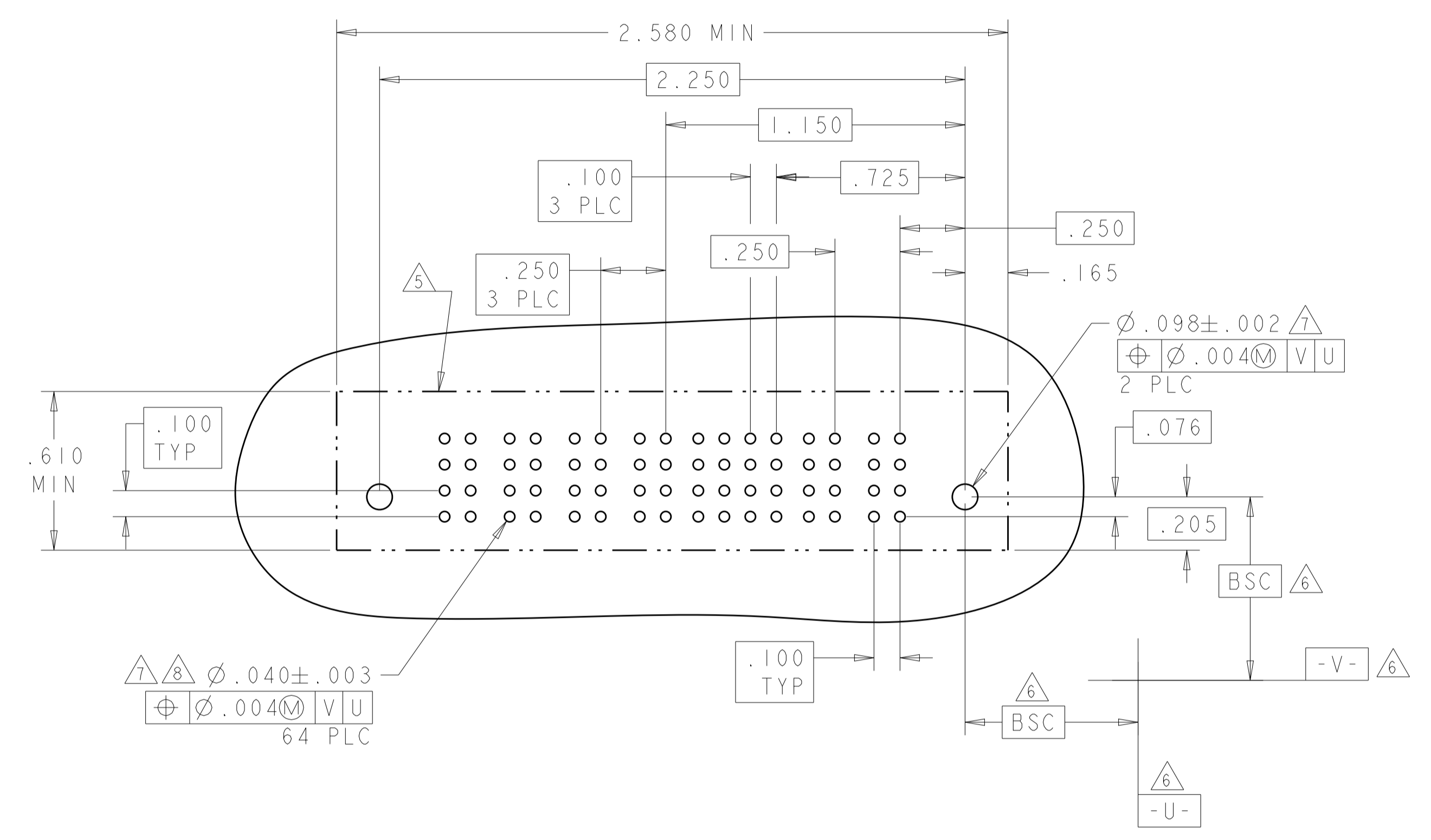
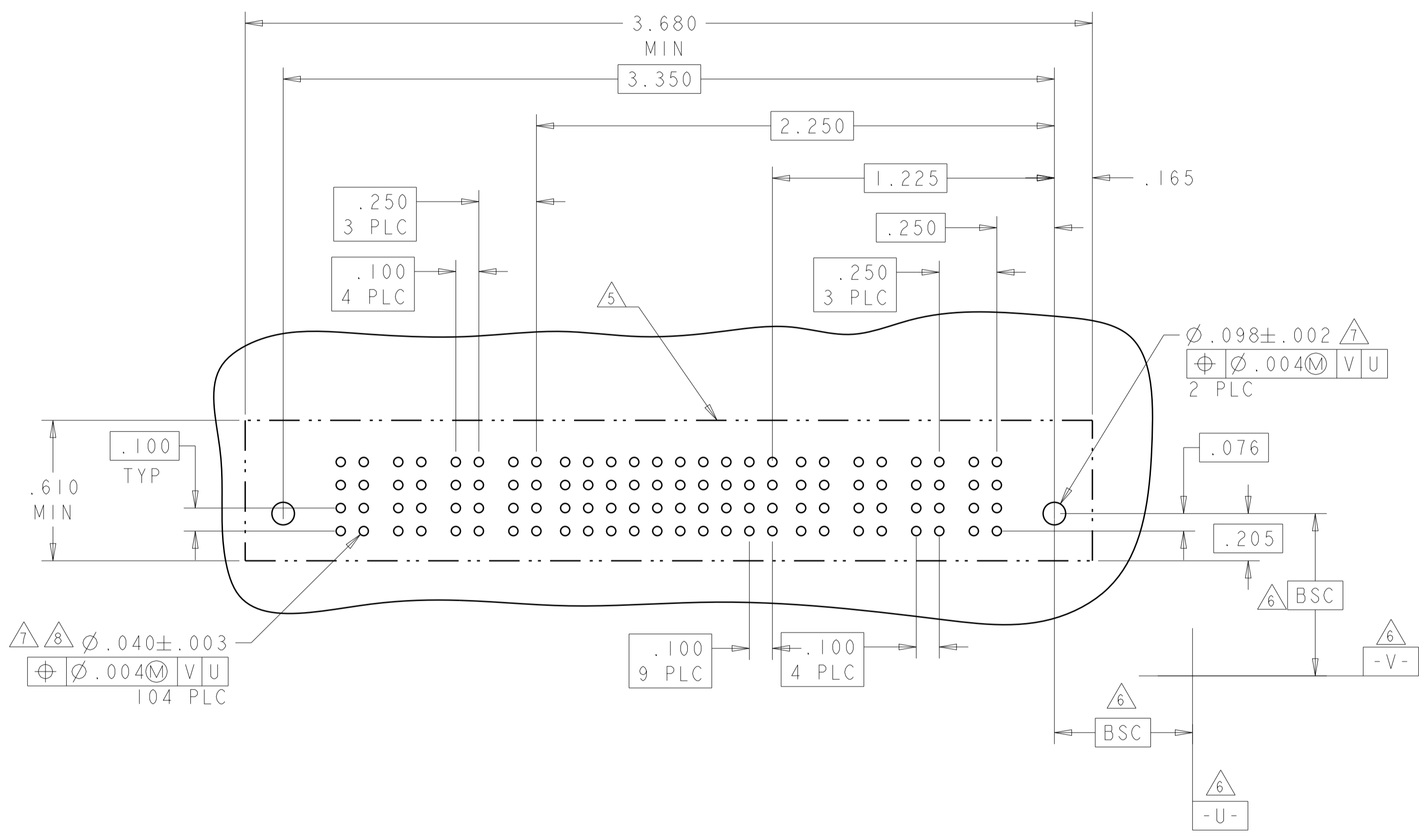
MATERIAL: FINISH: CUSTOMER DRAWING



LOC		DIST		REVISONS			
ES	00	P	LTN	DESCRIPTION	DATE	DMN	APVD
		-		SEE SHEET 1			

PART NUMBER	ROWS	HD	POWER				SIGNAL								POWER				HD								
			P8	P7	P6	P5	10	9	8	7	6	5	4	3	2	1	P4	P3		P2	P1						
2-6450550-9	D C B A	○ HD	GS	GS	GP	GS	AP	AP	AP	AP	AP	AP	AP	AP	AP	AP	AP	AP	AP	AP	AP	AP	GP	GP	GS	GS	○ HD
4P + 40S + 4P																											

PART NUMBER	ROWS	HD	POWER				SIGNAL				POWER		HD				
			P6	P5	P4	P3	4	3	2	1	P2	P1					
5-6450550-4	D C B A	○ HD	GS	GS	GP	GP	AP	AP	AP	AP	AP	AP	AP	AP	GP	GS	○ HD
2P + 16S + 4P																	



THIS DRAWING IS A CONTROLLED DOCUMENT.

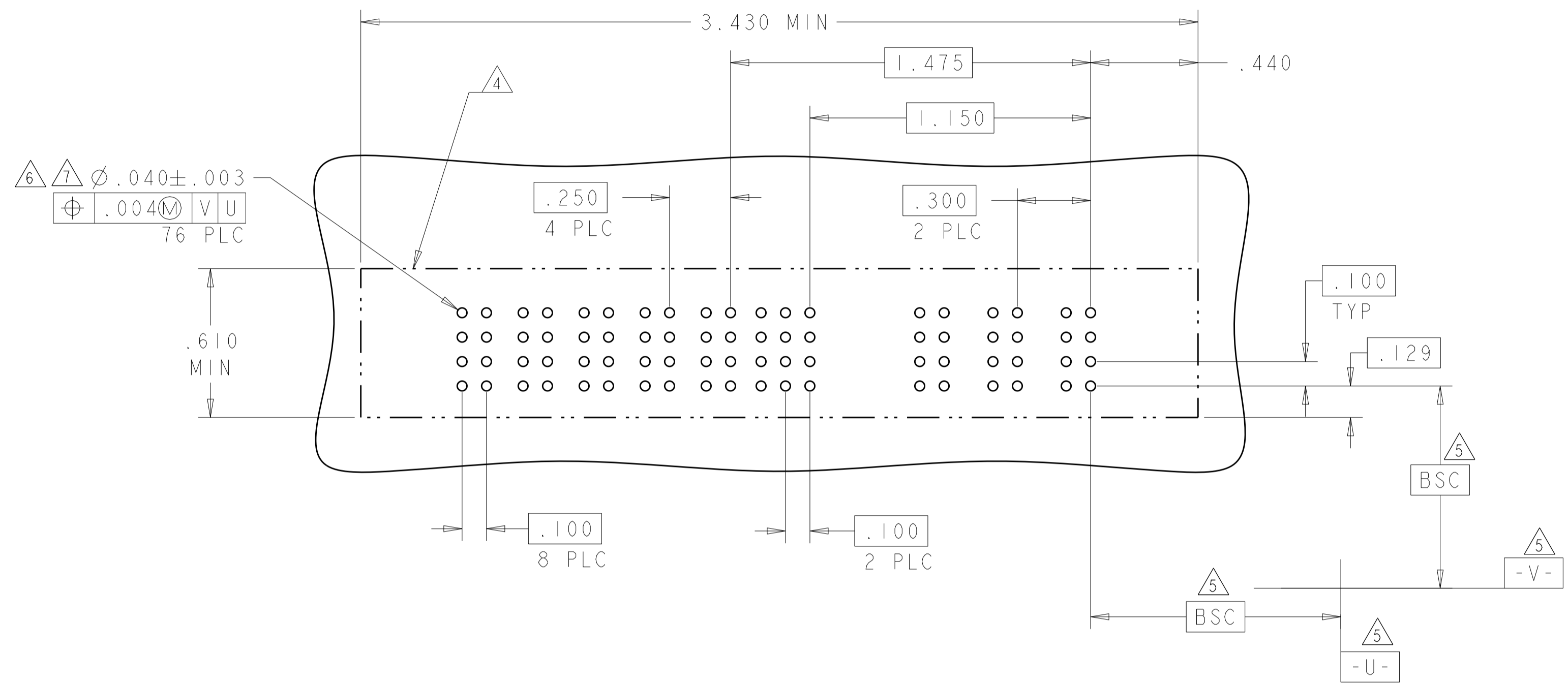
DIMENSIONS: INCHES	TOLERANCES UNLESS OTHERWISE SPECIFIED: 0 PLC ±. 1 PLC ±.01 2 PLC ±.01 3 PLC ±.005 4 PLC ±.0020 ANGLES ±.7°	DMN: R. GRZYBOWSKI 02MAY05	NAME: VERTICAL RECEPTACLE ASSEMBLY WITH GUIDES, MULTI-BEAM XL
		CHK: M. PERCHERKE 02MAY05	
MATERIAL: FINISH:		APVD: M. PERCHERKE	RESTRICTED TO:
		PRODUCT SPEC: 108-1973	SIZE: A1
		APPLICATION SPEC: 114-13038	CAGE CODE: C=6450550
		WEIGHT:	SCALE: 4:1
		CUSTOMER DRAWING	SHEET 11 OF 23

REV: U3

LOC	DIST	REVISIONS			
ES	00	REV	DATE	BY	APPV
		1			
		SEE SHEET 1			

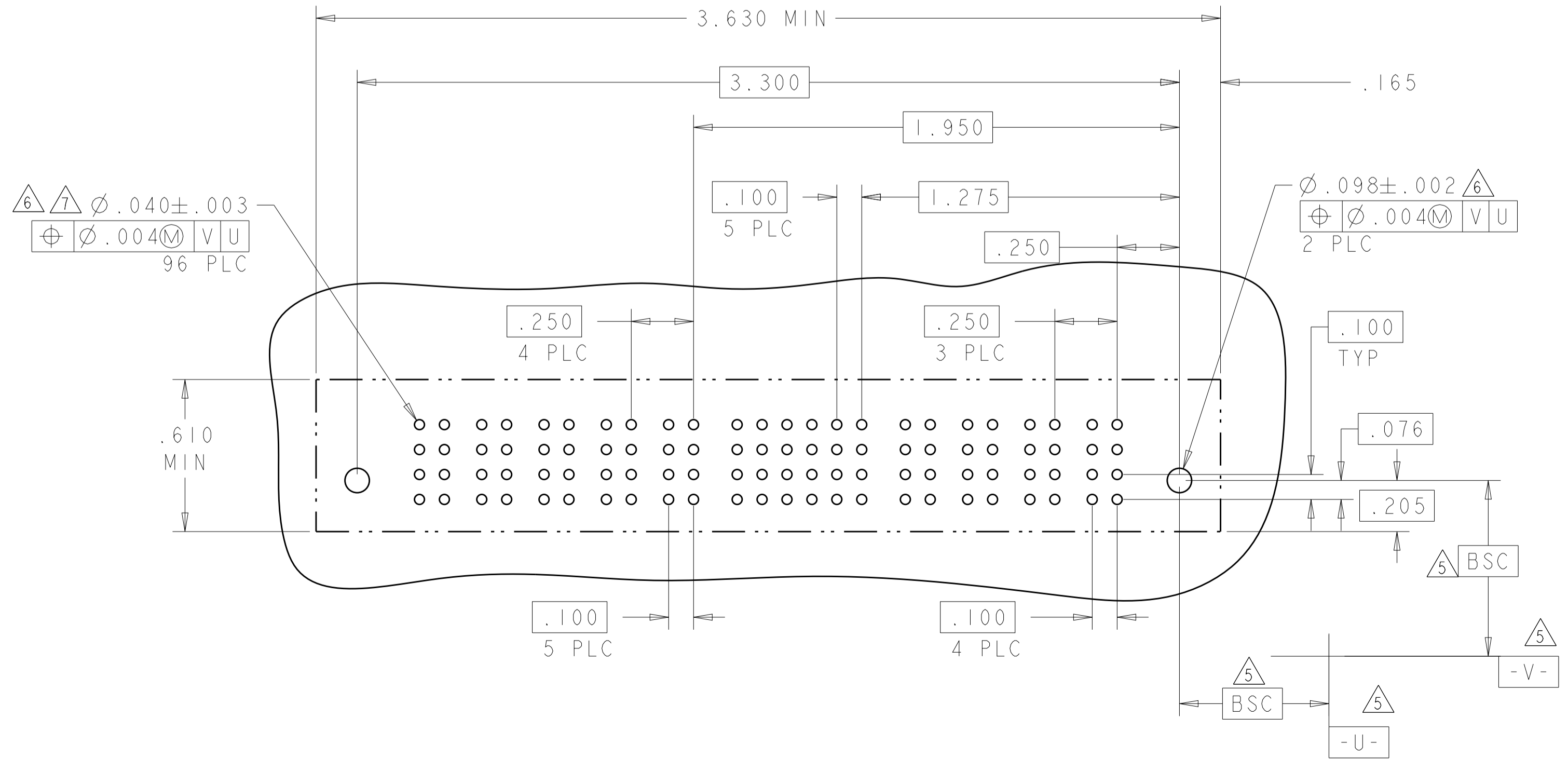
PART NUMBER	ROWS	POWER (L)					SIGNAL					POWER (R)			
		P8	P7	P6	P5	P4	6	5	4	3	2	1	P3	P2	P1
5-6450550-3	D	○	GP	GP	GP	GS	GS	AP	AP	AP			GP	GS	GS
	C							AP	AP	AP					
	B							AP	AP	AP					
	A							AP	AP	AP					
3ACP + 24S + 5P															

NO CONTACTS LOADED

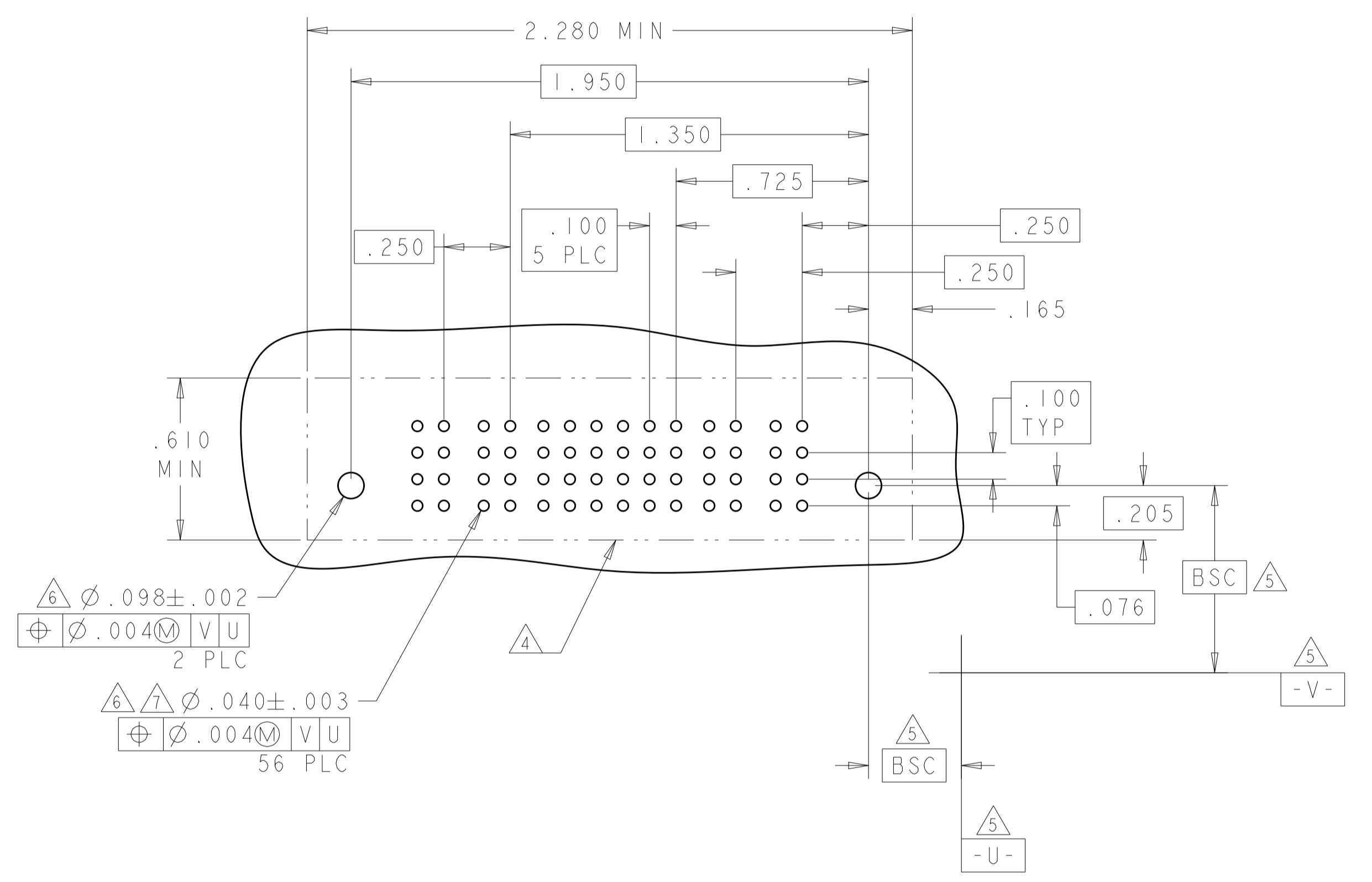


PART NUMBER	ROWS	POWER (L)					SIGNAL					POWER (R)				
		P9	P8	P7	P6	P5	6	5	4	3	2	1	P4	P3	P2	P1
5-6450550-5	D	○	GS	GS	GS	GS	GS	AP	AP	AP	AP	AP	GS	GS	GS	GS
	C							AP	AP	AP	AP	AP				
	B							AP	AP	AP	AP	AP				
	A							AP	AP	AP	AP	AP				
4P + 24S + 5P																

NO CONTACTS LOADED



ASSY PART NUMBER	ROWS	POWER		SIGNAL					POWER			
		P4	P3	6	5	4	3	2	1	P2	P1	
4-6450550-7	D	○	GS	GP	AP	AP	AP	AP	AP	AP	GP	GS
	C				AP	AP	AP	AP	AP			
	B				AP	AP	AP	AP	AP			
	A				AP	AP	AP	AP	AP			
2P + 24S + 2P												



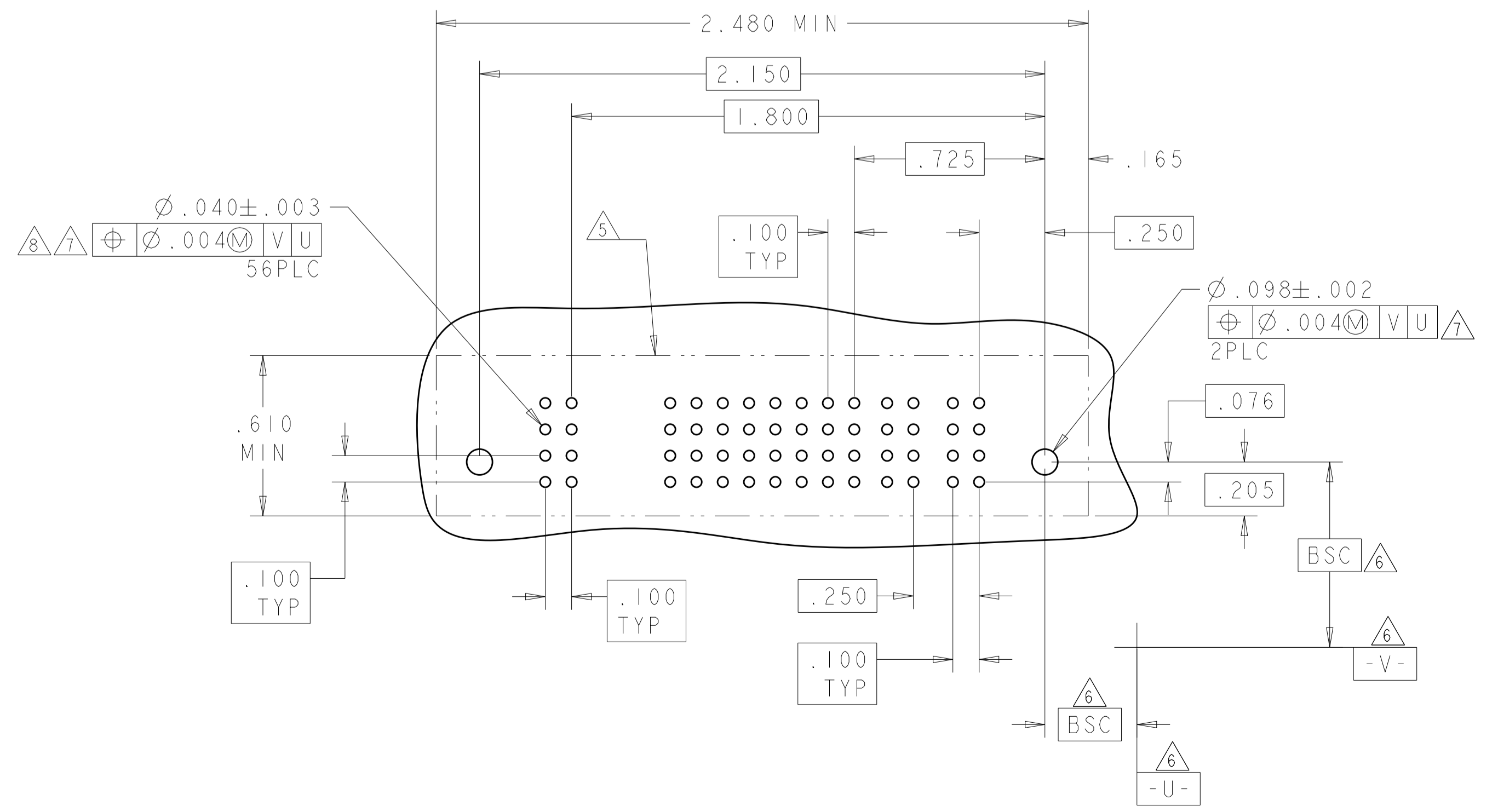
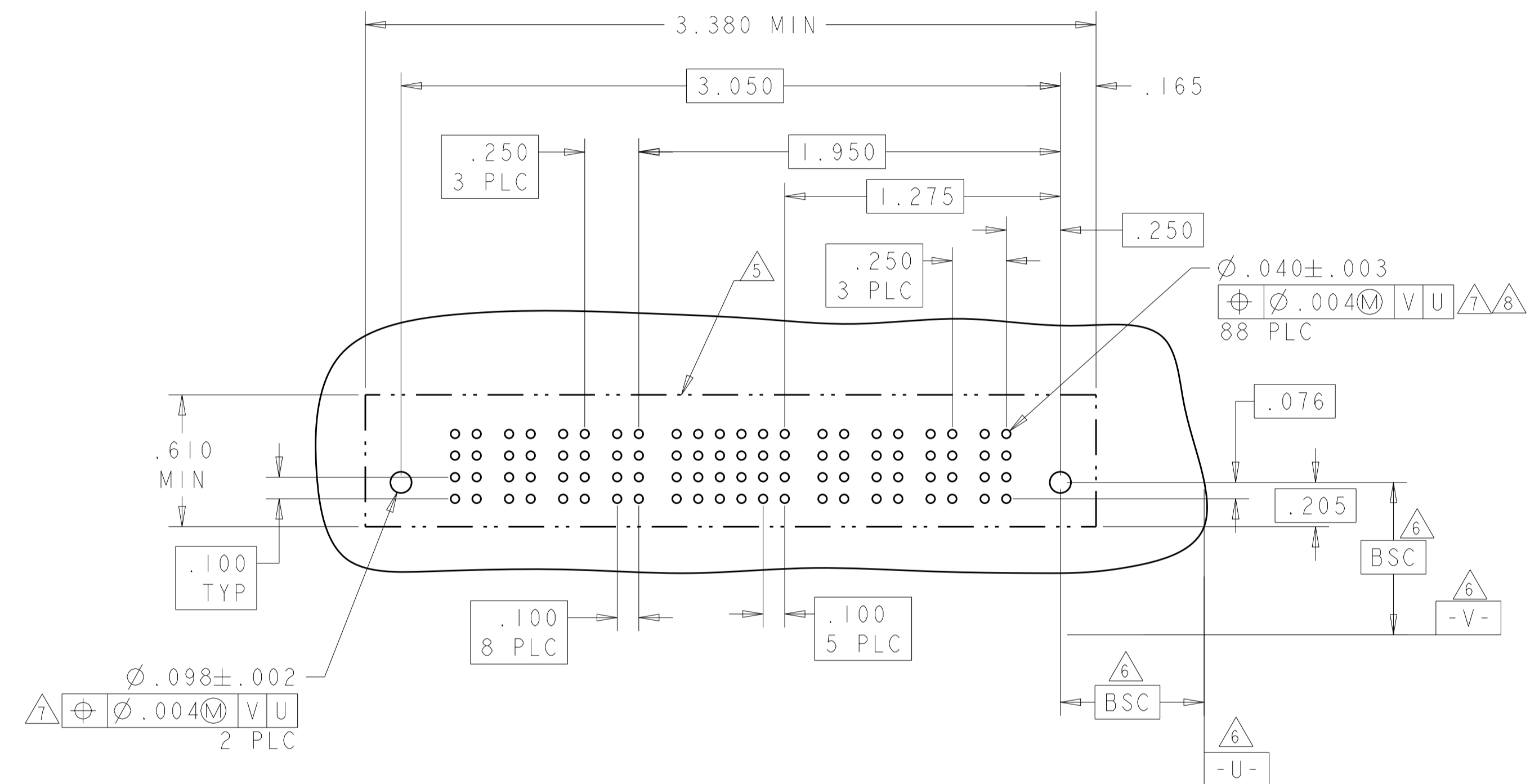
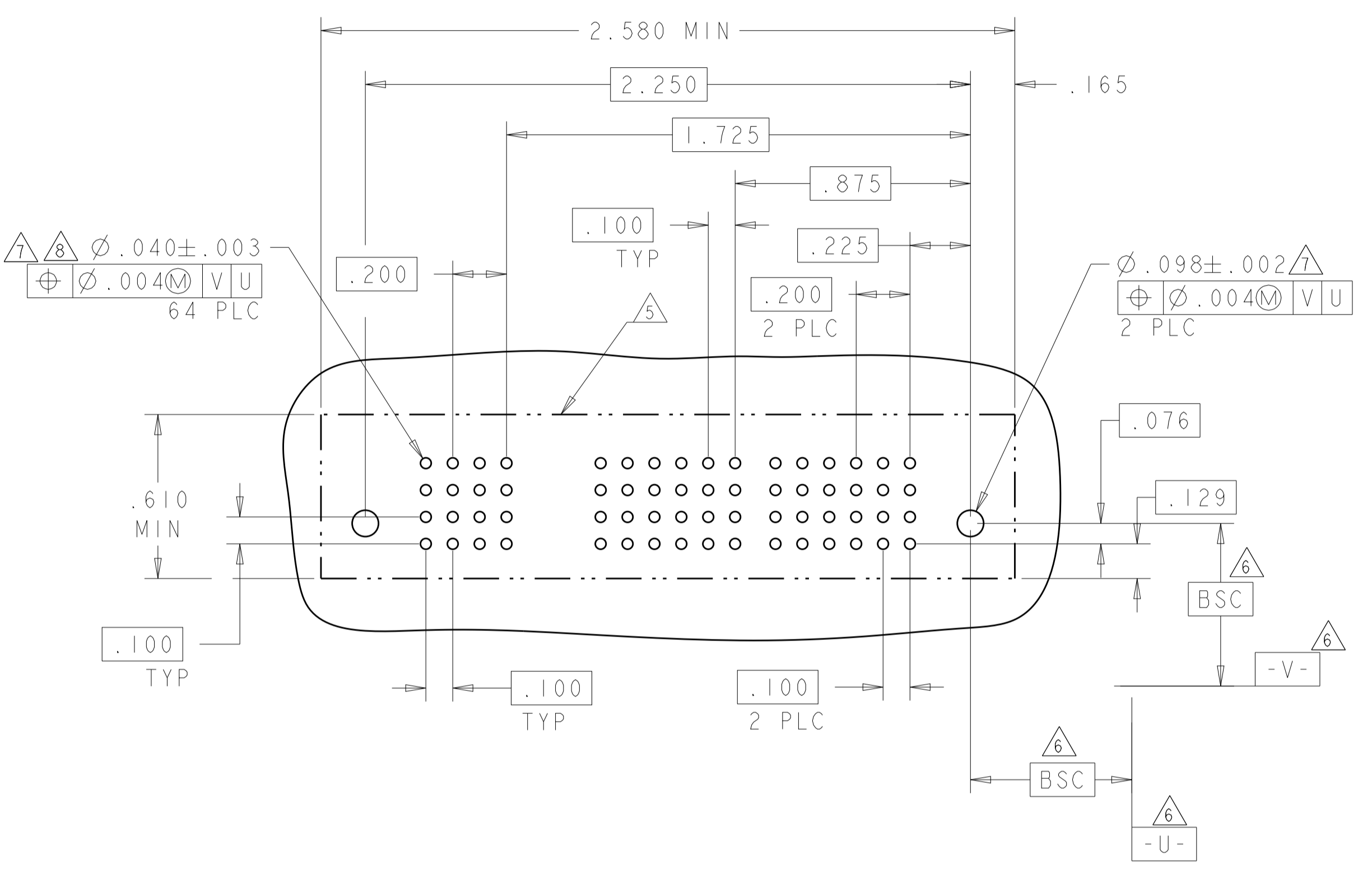
THIS DRAWING IS A CONTROLLED DOCUMENT.		OWN: R. GRZYBOWSKI 02MAY05	 TE Connectivity
DIMENSIONS: INCHES		CHK: M. PERCHERKE 02MAY05	
TOLERANCES UNLESS OTHERWISE SPECIFIED:		APVD: M. PERCHERKE	NAME: VERTICAL RECEPTACLE ASSEMBLY WITH GUIDES, MULTI-BEAM XL
0 PLC ±.01		PRODUCT SPEC: 108-1973	SIZE: CAGE CODE DRAWING NO: A100779C=6450550
1 PLC ±.01		APPLICATION SPEC: 114-13038	RESTRICTED TO: -
2 PLC ±.01		WEIGHT: -	SCALE: 4:1 SHEET 12 OF 23 REV: U3
3 PLC ±.005		CUSTOMER DRAWING	
4 PLC ±.002			
ANGLES ±.020			

LOC	DIST	REV	DATE	BY	APPD
ES	00				

REVISIONS			
NO	DESCRIPTION	DATE	BY
-	SEE SHEET 1	-	-

PART NUMBER	ROWS	POWER			SIGNAL						POWER				
		P6	P5	P4	6	5	4	3	2	1	P3	P2	P1		
5-6450550-6	D C B A	GS	GS		AP	AP	AP	AP	AP	AP	AP	AP	GP	GS	GS
					AP	AP	AP	AP	AP	AP	AP				
					AP	AP	AP	AP	AP	AP	AP				
					AP	AP	AP	AP	AP	AP	AP				
3P + 24S + 3P															

PART NUMBER	ROWS	POWER (L)				SIGNAL						POWER (R)				
		P8	P7	P6	P5	6	5	4	3	2	1	P4	P3	P2	P1	
5-6450550-7	D C B A	GP	GS	GP	GS	AP	AP	AP	AP	AP	AP	AP	GS	GP	GS	GP
						AP	AP	AP	AP	AP	AP	AP				
						AP	AP	AP	AP	AP	AP	AP				
						AP	AP	AP	AP	AP	AP	AP				
4P + 24S + 4P																



PART NUMBER	ROWS	POWER (L)		SIGNAL								POWER (R)		
		P4	P3	8	7	6	5	4	3	2	1	P2	P1	
5-6450550-8	D C B A	GS		AP	AP	AP	AP	AP	AP	AP	AP	AP	GP	GS
				AP	AP	AP	AP	AP	AP	AP				
				AP	AP	AP	AP	AP	AP	AP				
				AP	AP	AP	AP	AP	AP	AP				
2P + 32S + 2P														

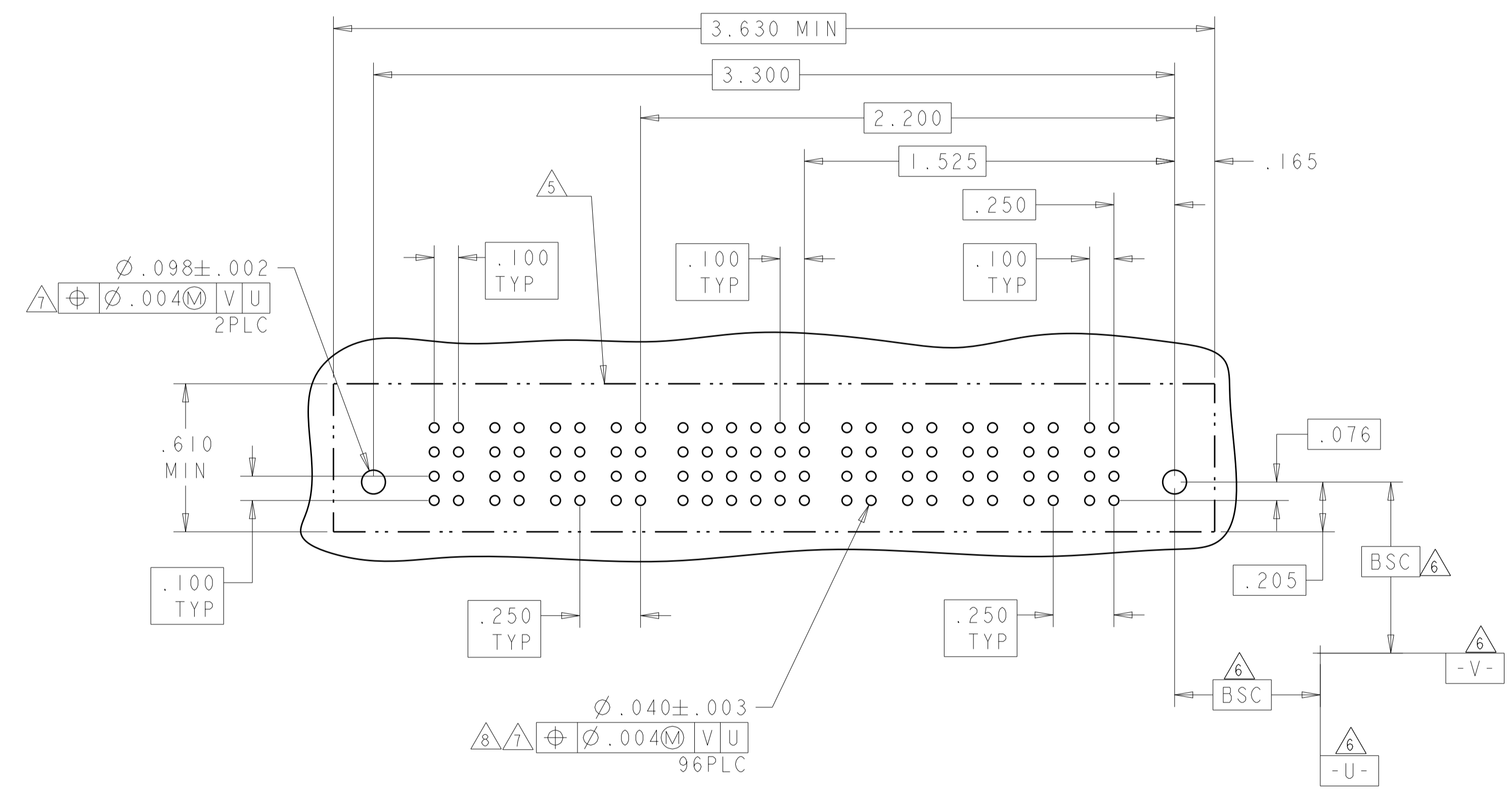
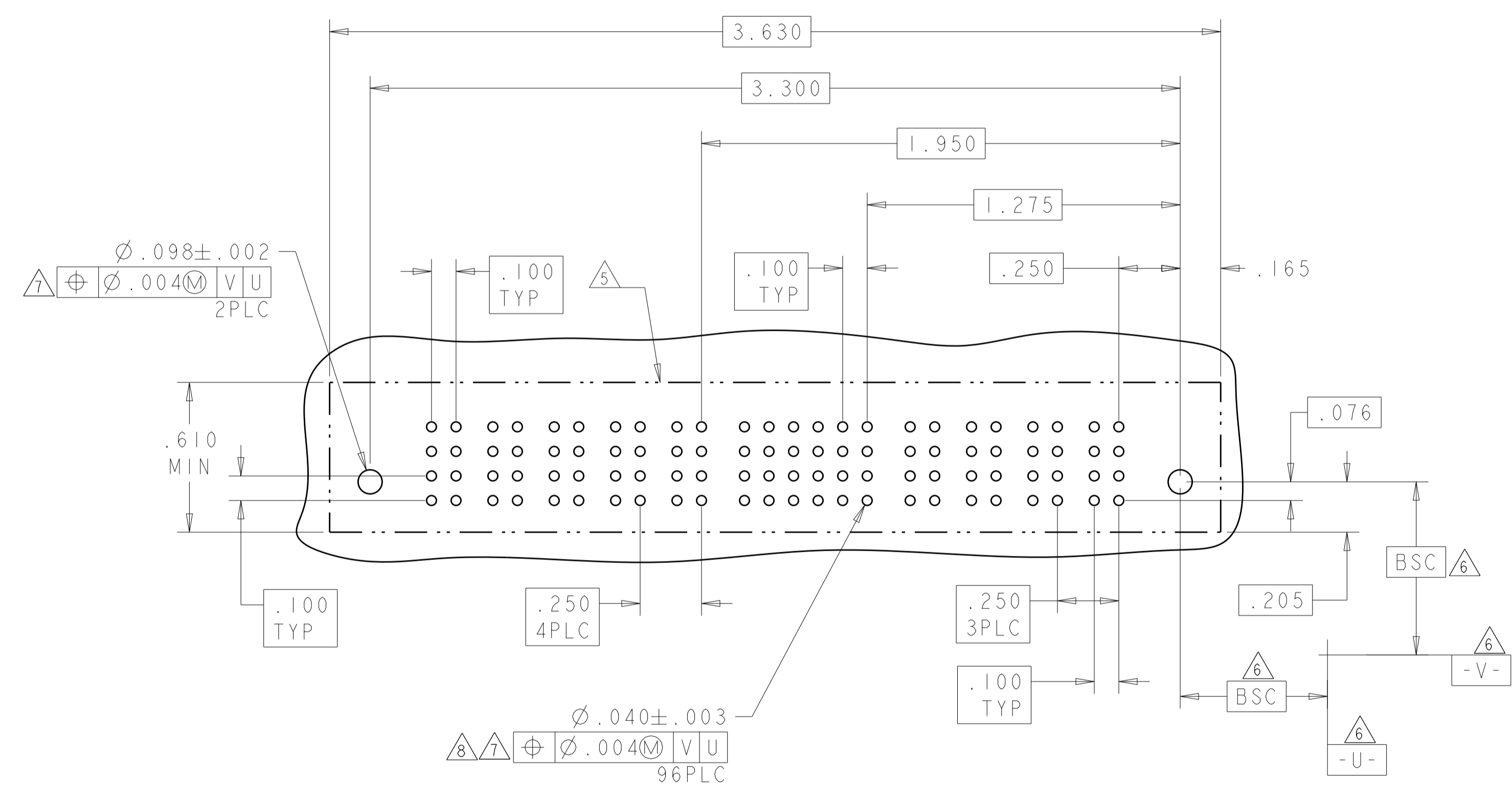
THIS DRAWING IS A CONTROLLED DOCUMENT.

DIMENSIONS:	TOLERANCES UNLESS OTHERWISE SPECIFIED:	OWN: R. GRZYBOWSKI 02MAY05	CHK: M. PERCHERKE 02MAY05	APVD: M. PERCHERKE
INCHES	0 PLC ±.01 2 PLC ±.01 5 PLC ±.005 4 PLC ±.002	NAME: VERTICAL RECEPTACLE ASSEMBLY WITH GUIDES, MULTI-BEAM XL	PRODUCT SPEC: 108-1973	APPLICATION SPEC: 114-13038
MATERIAL:	FINISH:	SIZE: A1	CAGE CODE: 6450550	DRAWING NO: 100779
CUSTOMER DRAWING		SCALE: 4:1	SHEET: 13 OF 23	REV: U3

LOC	DIST	REVISIONS			
P	LTN	DESCRIPTION	DATE	DWN	APVD
-	-	SEE SHEET 1	-	-	-

PART NUMBER	ROWS	POWER					SIGNAL					POWER								
		P9	P8	P7	P6	P5	6	5	4	3	2	1	P4	P3	P2	P1				
5-6450550-9	D C B A	GP	GP	GP	GP	GP	AP	AP	AP	AP	AP	AP	AP	AP	AP	GP	GP	GP	GP	GP
		HD														HD				
		4P + 24S + 5P																		

PART NUMBER	ROWS	POWER					SIGNAL					POWER								
		P9	P8	P7	P6	P5	6	5	4	3	2	1	P5	P4	P3	P2	P1			
6-6450550-0	D C B A	GP	GP	GP	GP	GP	AP	AP	AP	AP	AP	AP	AP	AP	AP	GP	GP	GP	GP	GP
		HD														HD				
		5P + 24S + 4P																		

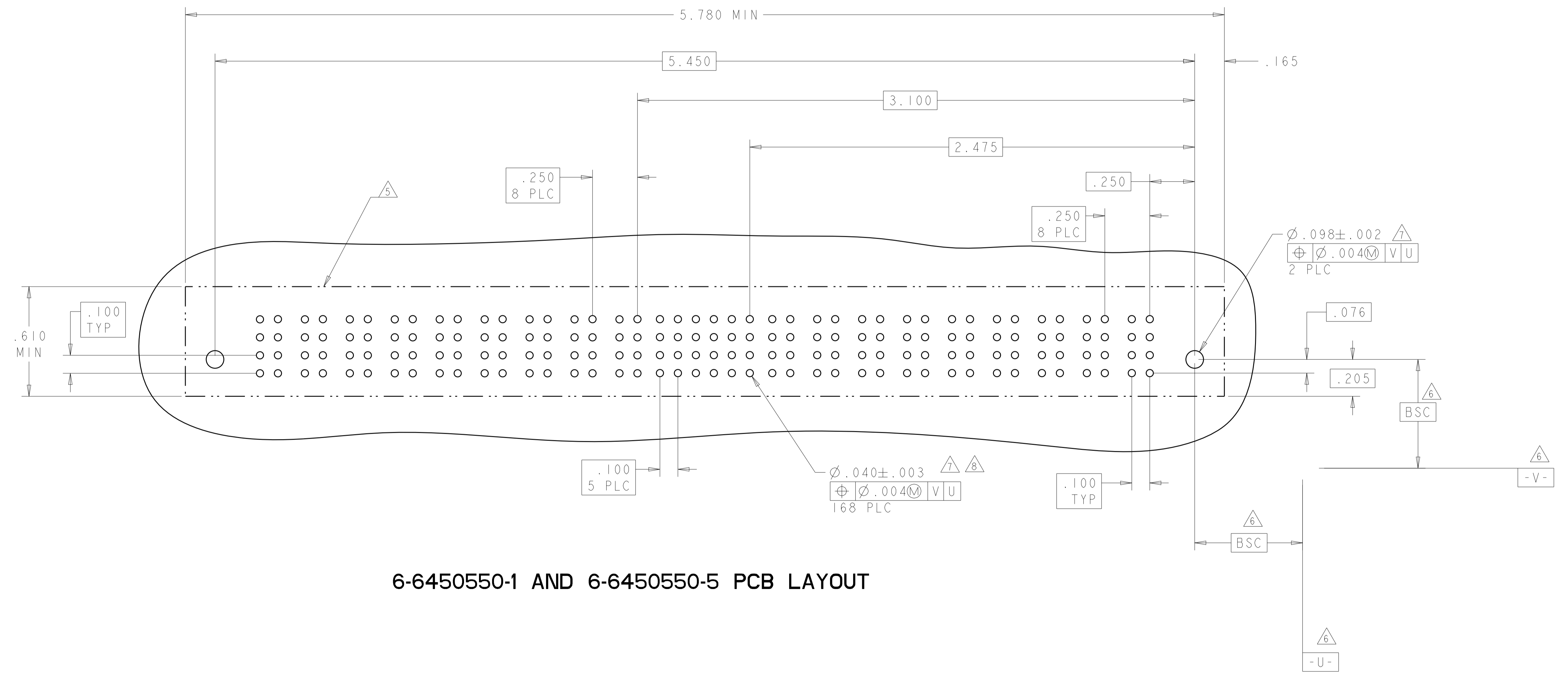


THIS DRAWING IS A CONTROLLED DOCUMENT.		DWN R. GRZYBOWSKI 02MAY05	TE Connectivity
DIMENSIONS: INCHES		CHK M. PERCHERKE 02MAY05	
TOLERANCES UNLESS OTHERWISE SPECIFIED: 0 PLC ± 1 PLC ±.01 2 PLC ±.01 3 PLC ±.005 4 PLC ±.002 ANGLES ±.020		APVD M. PERCHERKE	NAME VERTICAL RECEPTACLE ASSEMBLY WITH GUIDES, MULTI-BEAM XL
MATERIAL		PRODUCT SPEC 108-1973	SIZE A100779
FINISH		APPLICATION SPEC 114-13038	CAGE CODE C=6450550
		WEIGHT	RESTRICTED TO
		CUSTOMER DRAWING	SCALE 4:1 SHEET 14 OF 23 REV U3

LOC		DIST		REVISIONS			
ES	00	REV	DATE	DESCRIPTION	DATE	BY	APPV
-	-	-	-	SEE SHEET 1	-	-	-

PART NUMBER	ROWS	POWER										SIGNAL						POWER								
		P18	P17	P16	P15	P14	P13	P12	P11	P10	1	2	3	4	5	6	P9	P8	P7	P6	P5	P4	P3	P2	P1	
6-6450550-1	D C B A	GS	GS	GP	GP	GP	GS	GS	GS	GS	AP	AP	AP	AP	AP	AP	GS	GS	GS	GS	GP	GP	GP	GS	GS	
		GS	GS	GP	GP	GP	GS	GS	GS	GS	AP	AP	AP	AP	AP	AP	GS	GS	GS	GS	GP	GP	GP	GS	GS	
		GS	GS	GP	GP	GP	GS	GS	GS	GS	AP	AP	AP	AP	AP	AP	GS	GS	GS	GS	GP	GP	GP	GS	GS	
		GS	GS	GP	GP	GP	GS	GS	GS	GS	AP	AP	AP	AP	AP	AP	GS	GS	GS	GS	GP	GP	GP	GS	GS	
9P + 24S + 9P																										

PART NUMBER	ROWS	POWER										SIGNAL						POWER								
		P18	P17	P16	P15	P14	P13	P12	P11	P10	1	2	3	4	5	6	P9	P8	P7	P6	P5	P4	P3	P2	P1	
6-6450550-5	D C B A	GP	GS	GS	GS	GS	GS	GS	GS	GS	AP	AP	AP	AP	AP	AP	GS	GS	GS	GS	GS	GS	GS	GS	GP	
		GP	GS	GS	GS	GS	GS	GS	GS	GS	AP	AP	AP	AP	AP	AP	GS	GS	GS	GS	GS	GS	GS	GP		
		GP	GS	GS	GS	GS	GS	GS	GS	GS	AP	AP	AP	AP	AP	AP	GS	GS	GS	GS	GS	GS	GS	GP		
		GP	GS	GS	GS	GS	GS	GS	GS	GS	AP	AP	AP	AP	AP	AP	GS	GS	GS	GS	GS	GS	GS	GP		
9P + 24S + 9P																										

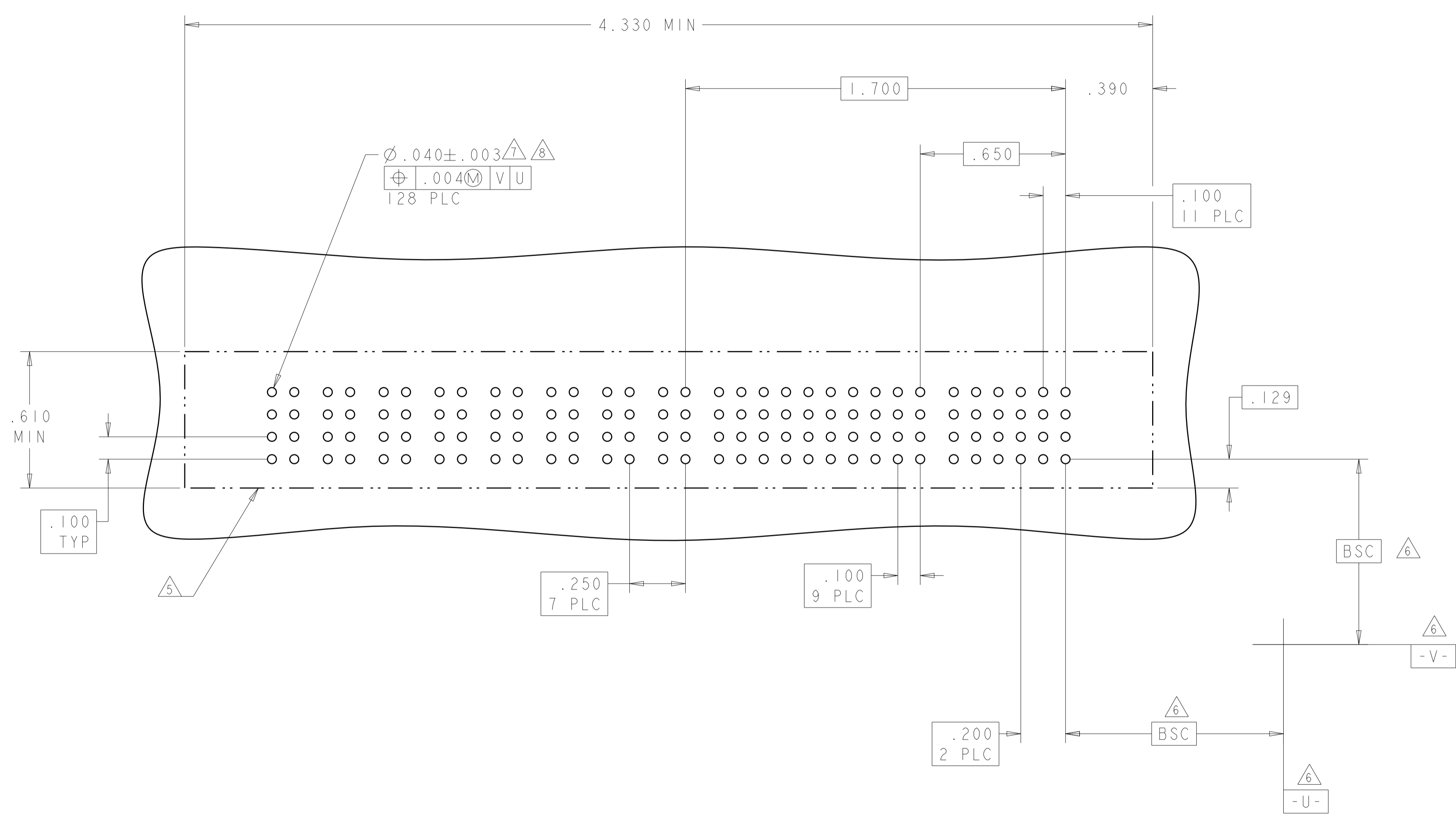


6-6450550-1 AND 6-6450550-5 PCB LAYOUT

THIS DRAWING IS A CONTROLLED DOCUMENT.		OWN: R. GRZYBOWSKI 02MAY05	TE Connectivity
DIMENSIONS: INCHES		CHK: M. PERCHERKE 02MAY05	
TOLERANCES UNLESS OTHERWISE SPECIFIED:		APVD: M. PERCHERKE	NAME: VERTICAL RECEPTACLE ASSEMBLY WITH GUIDES, MULTI-BEAM XL
0 PLC ±.01		PRODUCT SPEC: 108-1973	SIZE: A1
1 PLC ±.01		APPLICATION SPEC: 114-13038	CAGE CODE: 6450550
2 PLC ±.01		WEIGHT: -	RESTRICTED TO: -
3 PLC ±.005		FINISH: -	SCALE: 4:1
4 PLC ±.0020		CUSTOMER DRAWING	SHEET 15 OF 23
ANGLES ±.0020			REV: U3

LOC	DIST	REV	DATE	BY	APPD
ES	00				
		DESCRIPTION	DATE	BY	APPD
		SEE SHEET 1			

PART NUMBER	ROWS	POWER								SIGNAL								POWER						
		P11	P10	P9	P8	P7	P6	P5	P4	I0	I9	I8	I7	I6	I5	I4	I3	I2	I1	P3	P2	P1		
6-6450550-2	D C B A																							
		GS	GS	GS	GS	GP	GP	GP	GP	AP	AP	AP	AP	AP	AP	AP	AP	AP	AP	AP	AP	GS	GP	GS
		AP	AP	AP	AP	AP	AP	AP	AP	AP	AP	AP	AP	AP	AP	AP	AP	AP	AP	AP	AP			
3P + 40S + 8P																								



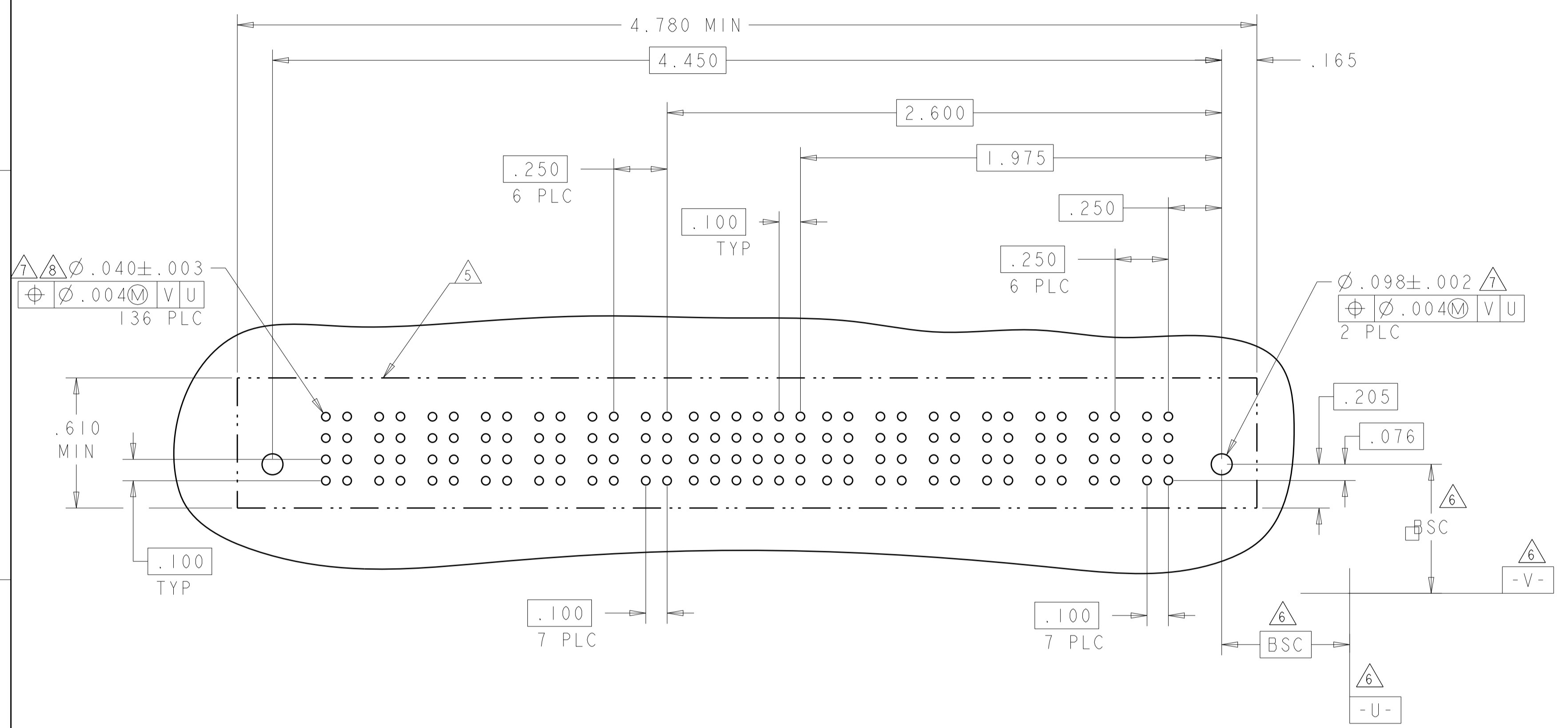
THIS DRAWING IS A CONTROLLED DOCUMENT.		OWN	R. GRZYBOWSKI	02MAY05
DIMENSIONS:		CHK	M. PERCHERKE	02MAY05
INCHES		APVD	M. PERCHERKE	
TOLERANCES UNLESS OTHERWISE SPECIFIED:		NAME	VERTICAL RECEPTACLE ASSEMBLY WITH GUIDES, MULTI-BEAM XL	
0 PLC	±	PRODUCT SPEC	108-1973	
1 PLC	±.01	APPLICATION SPEC	114-13038	
2 PLC	±.005	SIZE	A100779	C=6450550
3 PLC	±.002	SCALE	4:1	SHEET 16 OF 23
4 PLC	±.0020	RESTRICTED TO		
ANGLES	±.0020	SCALE	4:1	SHEET 16 OF 23
FINISH	±.0020	SCALE	4:1	SHEET 16 OF 23
MATERIAL		CUSTOMER DRAWING		



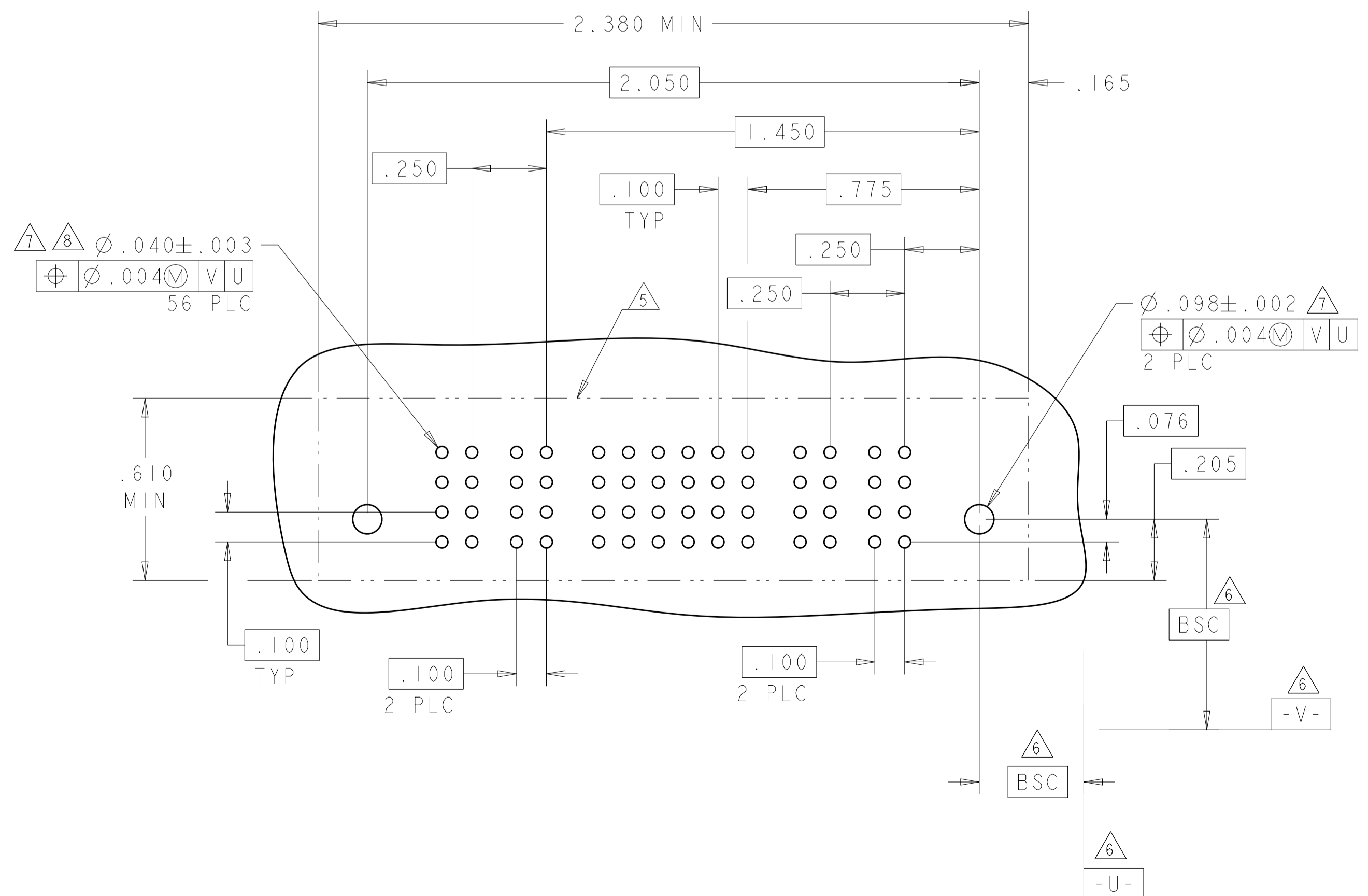
LOC		DIST		REVISONS			
ES	00	P	LTN	DESCRIPTION	DATE	OWN	APVD
				SEE SHEET 1			

PART NUMBER	ROWS	POWER						SIGNAL						POWER							
		P14	P13	P12	P11	P10	P9	P8	1	2	3	4	5	6	P7	P6	P5	P4	P3	P2	P1
6-6450550-3	D C B A	GP	GP	GP	GS	GS	GS	GS	AP	AP	AP	AP	AP	AP	GS	GS	GS	GS	GP	GP	GP
									AP	AP	AP	AP	AP	AP							
									AP	AP	AP	AP	AP	AP							
7P + 24S + 7P																					

ASSY PART NUMBER	ROWS	POWER				SIGNAL				POWER	
		P6	P5	P4	P3	4	3	2	1	P2	P1
6-6450550-4	D C B A	GP	GP	GS	GS	AP	AP	AP	AP	GS	GP
						AP	AP	AP	AP		
						AP	AP	AP	AP		
2P + 16S + 4P											



REMARK:  
 PCB LAYOUT THE SAME AS 5-6450550-4



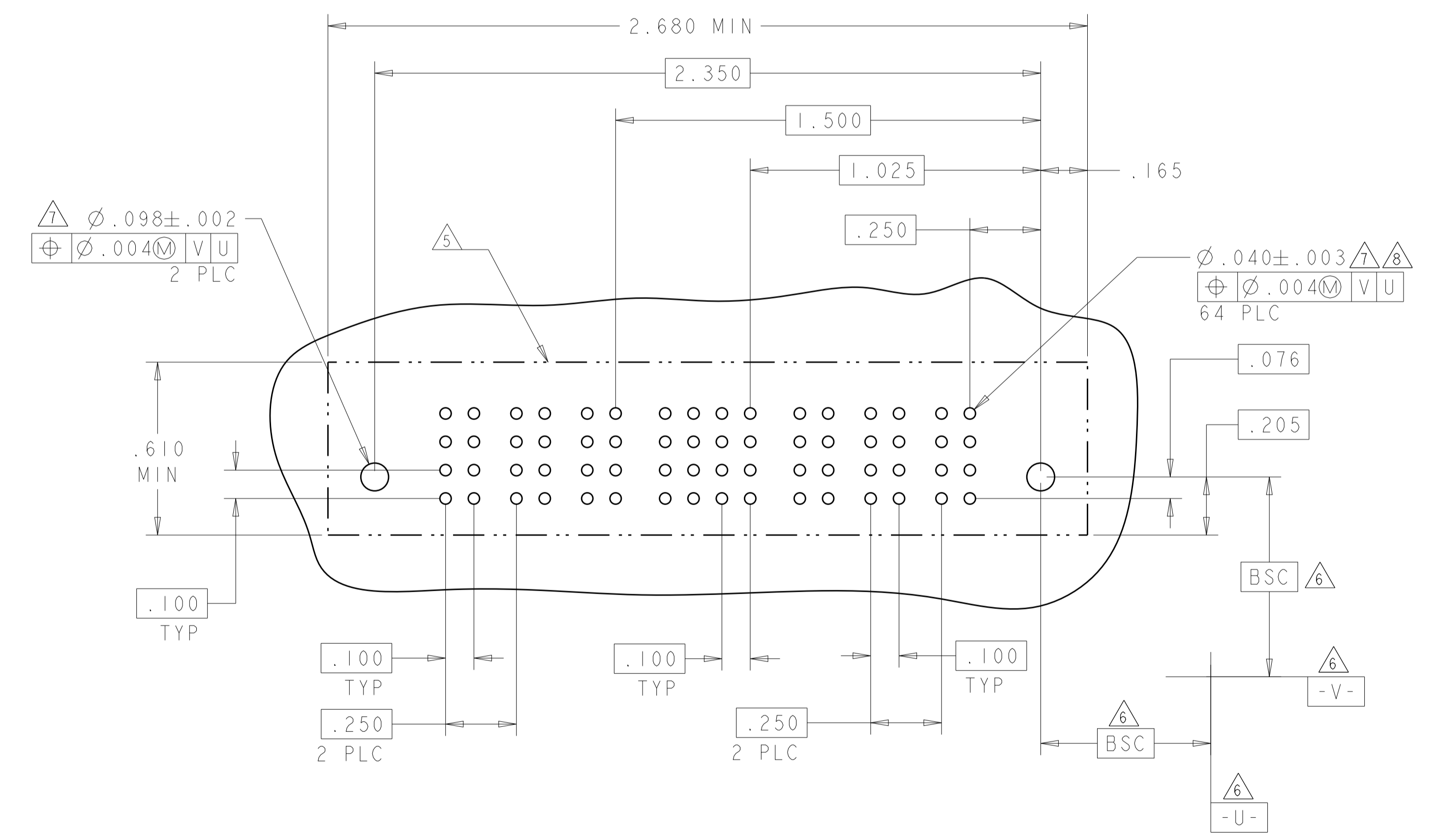
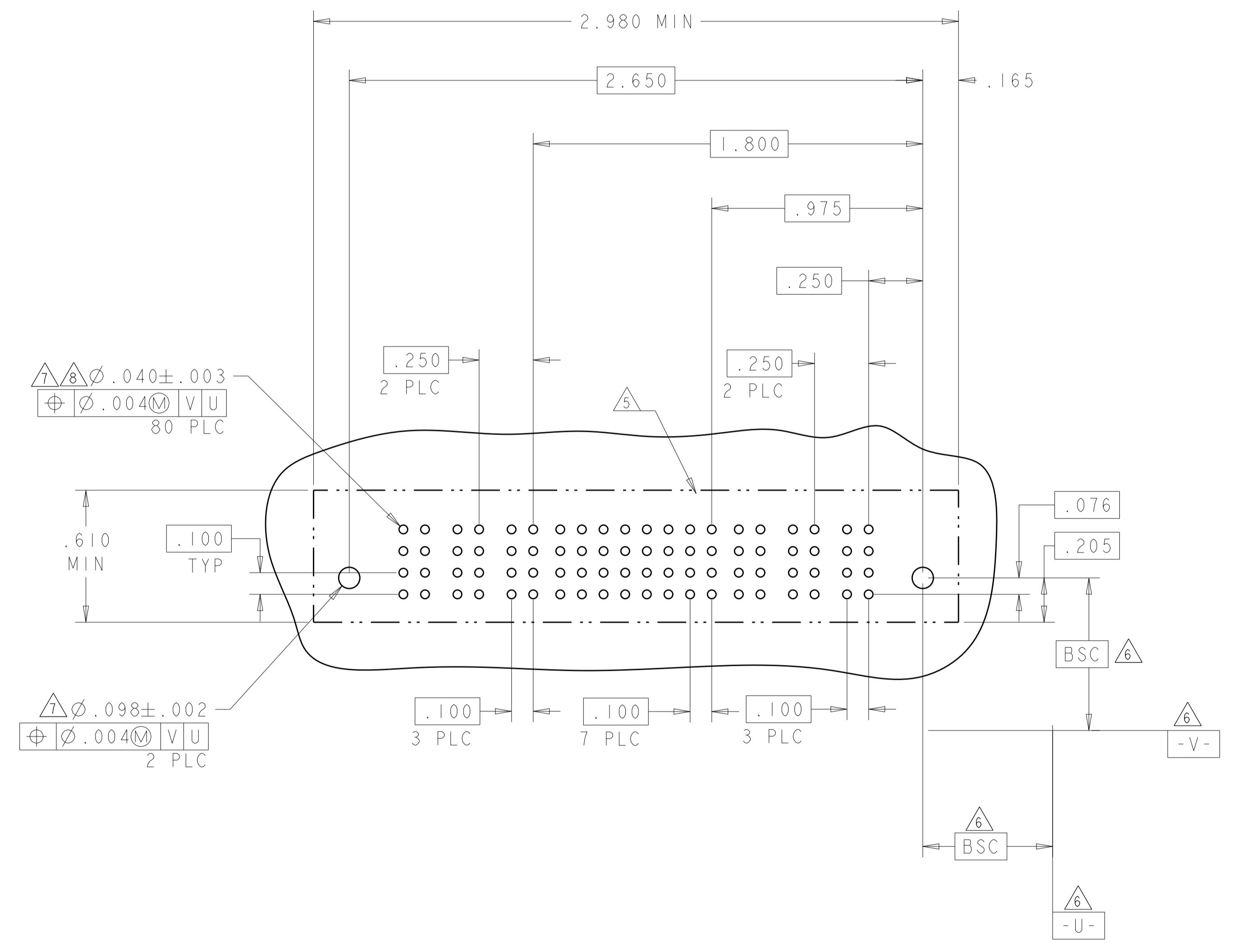
ASSY PART NUMBER	ROWS	POWER		SIGNAL						POWER	
		P4	P3	6	5	4	3	2	1	P2	P1
6-6450550-6	D C B A	GS	GP	AP	AP	AP	AP	AP	AP	GS	GP
				AP	AP	AP	AP	AP	AP		
				AP	AP	AP	AP	AP	AP		
2P + 24S + 2P											

THIS DRAWING IS A CONTROLLED DOCUMENT.		OWN: R. GRZYBOWSKI 02MAY05	TE Connectivity
DIMENSIONS: INCHES		CHK: M. PERCHERKE 02MAY05	
TOLERANCES UNLESS OTHERWISE SPECIFIED:		APVD: M. PERCHERKE	NAME: VERTICAL RECEPTACLE ASSEMBLY WITH GUIDES, MULTI-BEAM XL
0 PLC ± .01 1 PLC ± .01 2 PLC ± .01 3 PLC ± .005 4 PLC ± .002 ANGLES ± .020		PRODUCT SPEC: 108-1973	RESTRICTED TO:
MATERIAL: FINISH: *		APPLICATION SPEC: 114-13038	SIZE: A1
		WEIGHT: -	CAGE CODE: 6450550
		CUSTOMER DRAWING	SCALE: 4:1 SHEET 17 OF 23 REV: U3

LOC	DIST	REVISIONS			
P	LTN	DESCRIPTION	DATE	OWN	APVD
ES	00	SEE SHEET 1			

PART NUMBER	ROWS	POWER			SIGNAL								POWER			
		P6	P5	P4	8	7	6	5	4	3	2	1	P3	P2	P1	
6-6450550-7	D	GS	GS	GS	AP	AP	AP	AP	AP	AP	AP	AP	AP	GP	GP	GP
	C				AP	AP	AP	AP	AP	AP	AP	AP				
	B				AP	AP	AP	AP	AP	AP	AP	AP				
	A				AP	AP	AP	AP	AP	AP	AP	AP				
3P + 32S + 3P																

PART NUMBER	ROWS	POWER			SIGNAL				POWER		
		P6	P5	P4	4	3	2	1	P3	P2	P1
6-6450550-9	D	GP	GP	GP	AP	AP	AP	AP	GS	GS	GS
	C				AP	AP	AP	AP			
	B				AP	AP	AP	AP			
	A				AP	AP	AP	AP			
3P + 16S + 3P											



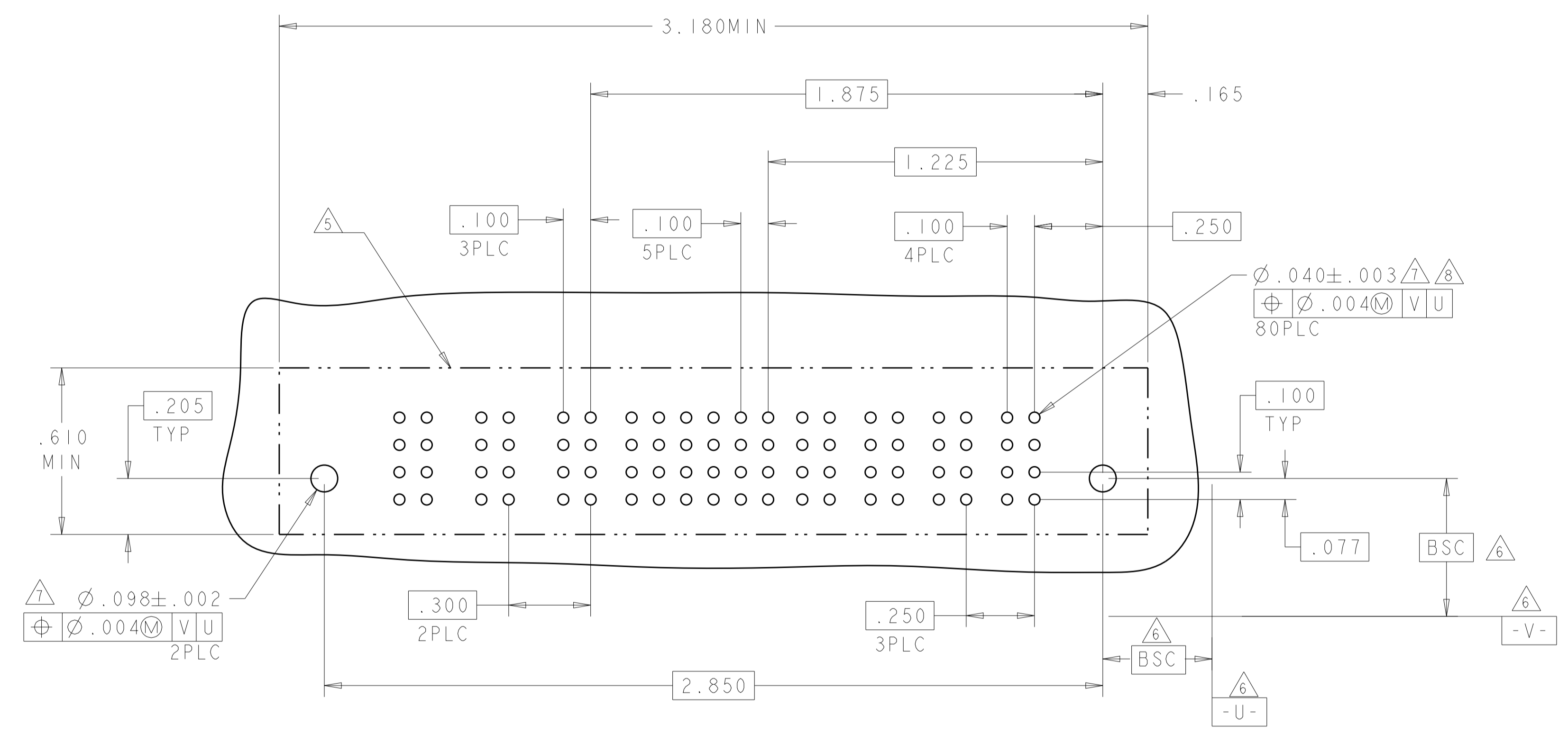
THIS DRAWING IS A CONTROLLED DOCUMENT.

DIMENSIONS:	TOLERANCES UNLESS OTHERWISE SPECIFIED:	OWN: R. GRZYBOWSKI 02MAY05	CHK: M. PERCHERKE 02MAY05	APVD: M. PERCHERKE	NAME: VERTICAL RECEPTACLE ASSEMBLY WITH GUIDES, MULTI-BEAM XL
INCHES	0 PLC ± 1 PLC ±.01 2 PLC ±.01 3 PLC ±.005 4 PLC ±.002 ANGLES ±.020	PRODUCT SPEC: 108-1973	APPLICATION SPEC: 114-13038	SIZE: 114-13038	RESTRICTED TO: -
MATERIAL:	FINISH:	WEIGHT:	CAGE CODE: 100779	DRAWING NO: 6450550	SCALE: 4:1
CUSTOMER DRAWING		SHEET 18 OF 23		REV U3	

4805 (3/11)

LOC		DIST		REVISIONS			
ES	00	REV	DATE	DESCRIPTION	DATE	BY	APPD
		-		SEE SHEET 1			

PART NUMBER	ROWS	POWER			SIGNAL					POWER				
		P7	P6	P5	6	5	4	3	2	1	P4	P3	P2	P1
7-6450550-0	D C B A	VS	VS	VP	P	P	P	P	P	P	VS	VS	VS	VS
					P	P	P	P	P					
					P	P	P	P	P					
					P	P	P	P	P					
4P + 24S + 3ACP														



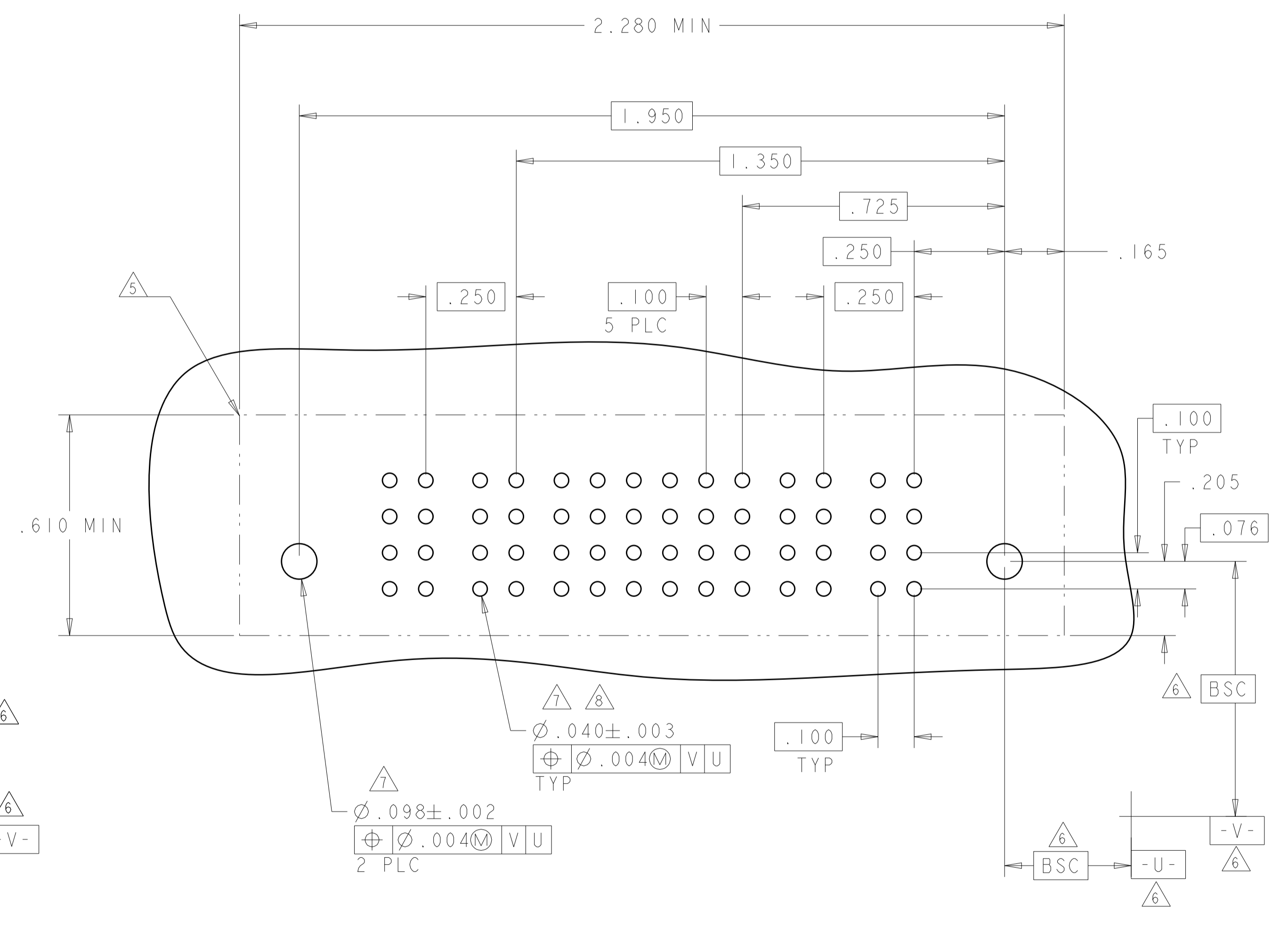
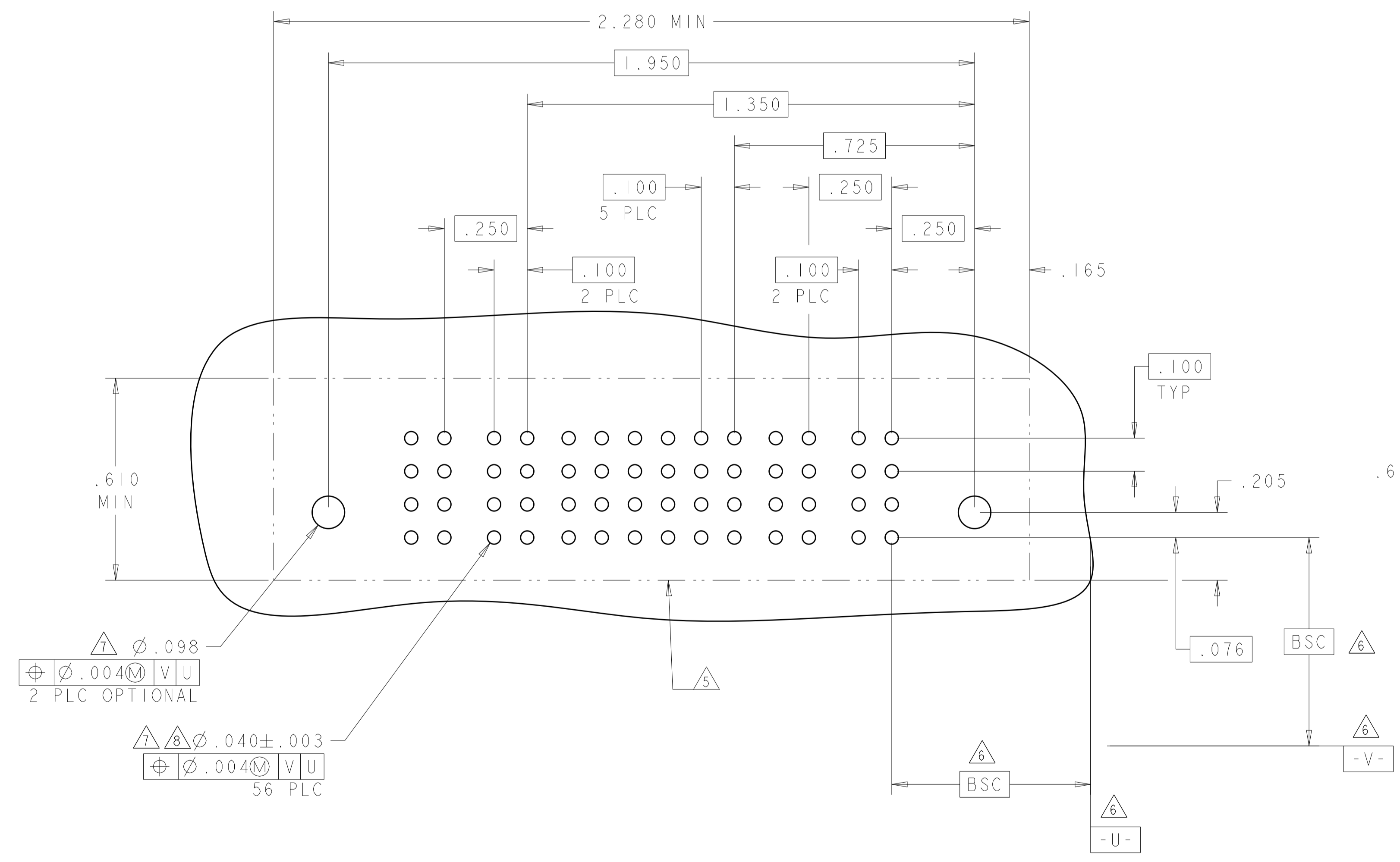
THIS DRAWING IS A CONTROLLED DOCUMENT.		OWN R. GRZYBOWSKI	02MAY05		TE Connectivity
DIMENSIONS: INCHES		CHK M. PERCHERKE	02MAY05		NAME VERTICAL RECEPTACLE ASSEMBLY WITH GUIDES, MULTI-BEAM XL
TOLERANCES UNLESS OTHERWISE SPECIFIED:		APVD M. PERCHERKE		PRODUCT SPEC	
0 PLC ±				108-1973	
1 PLC ±.01				APPLICATION SPEC	
2 PLC ±.05				114-13038	
3 PLC ±.0020				WEIGHT	
4 PLC ±.0020				A100779C=6450550	
ANGLES ±.2°				CUSTOMER DRAWING	
FINISH				SCALE 4:1 SHEET 19 OF 23 REV U3	

LOC	DIST	REV	DATE	BY	APPD
ES	00				
REVISIONS					
DESCRIPTION			DATE	BY	APPD
SEE SHEET 1					

ASSY PART NUMBER	ROWS	POWER		SIGNAL						POWER			
		P4	P3	6	5	4	3	2	1	P2	P1		
7-6450550-1	D C B A	GP	GP	AP	AP	AP	AP	AP	AP	AP	AP	GP	GP
				AP	AP	AP	AP	AP	AP	AP			
				AP	AP	AP	AP	AP	AP	AP			
				AP	AP	AP	AP	AP	AP	AP			
2P + 24S + 2P													

PART NUMBER	ROWS	POWER		SIGNAL						POWER			
		P4	P3	6	5	4	3	2	1	P2	P1		
1-6450550-5	D C B A	VS	VS	P	P	P	P	P	P	P	P	VP	VP
				P	P	P	P	P	P	P			
				P	P	P	P	P	P	P			
				P	P	P	P	P	P	P			
2P + 24S + 2P													

T7



THIS DRAWING IS A CONTROLLED DOCUMENT.

OWNER: R. GRZYBOWSKI 02MAY05  
 CHK: M. PERCHERKE 02MAY05  
 APVD: M. PERCHERKE

TE Connectivity

NAME: VERTICAL RECEPTACLE ASSEMBLY WITH GUIDES, MULTI-BEAM XL

PRODUCT SPEC: 108-1973  
 APPLICATION SPEC: 114-13038

SIZE: A1  
 CAGE CODE: 6450550  
 DRAWING NO: 100779

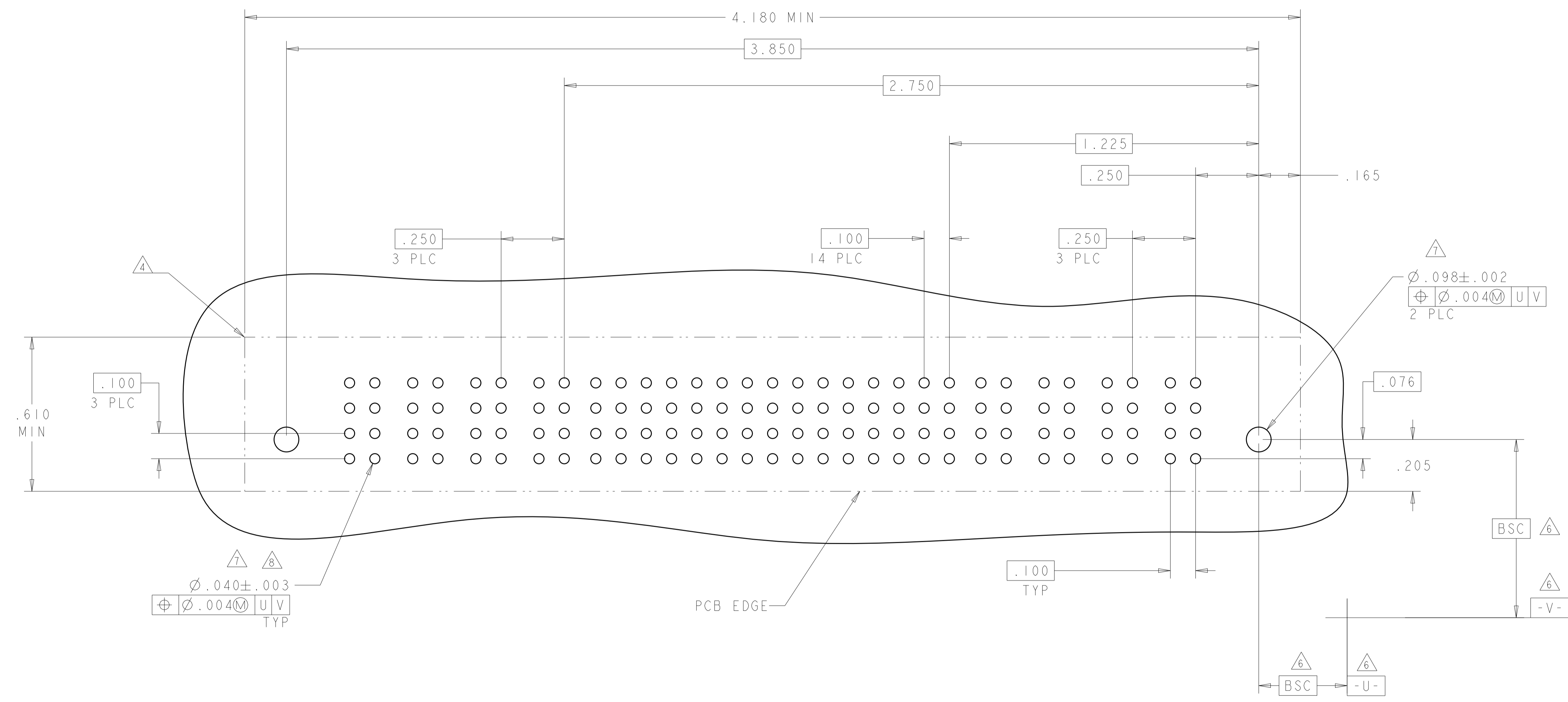
SCALE: 4:1  
 SHEET: 20 OF 23  
 REV: U3

MATERIAL: FINISH: MATERIAL: FINISH: MATERIAL: FINISH:

TOLERANCES UNLESS OTHERWISE SPECIFIED:  
 0 PLC ±.  
 1 PLC ±.01  
 2 PLC ±.01  
 3 PLC ±.005  
 4 PLC ±.002  
 ANGLES ±.020

LOC		DIST		REVISIONS			
P	LTN	DESCRIPTION	DATE	DMN	APVD		
-	-	SEE SHEET 1	-	-	-		

PART NUMBER	ROWS	POWER				SIGNAL														POWER													
		P8	P7	P6	P5	15	14	13	12	11	10	9	8	7	6	5	4	3	2	1	P4	P3	P2	P1									
7-6450550-2	D C B A	HD	GS	GP	GS	GP	AP	AP	AP	AP	AP	AP	AP	AP	AP	AP	AP	AP	AP	AP	AP	AP	AP	AP	AP	AP	GS	GP	GS	GP	HD		
			AP	AP	AP	AP	AP	AP	AP	AP	AP	AP	AP	AP	AP	AP	AP	AP	AP	AP	AP	AP	AP	AP	AP	AP	AP	AP	AP	AP	AP	AP	AP
			AP	AP	AP	AP	AP	AP	AP	AP	AP	AP	AP	AP	AP	AP	AP	AP	AP	AP	AP	AP	AP	AP	AP	AP	AP	AP	AP	AP	AP	AP	AP
4P + 60S + 4P																																	

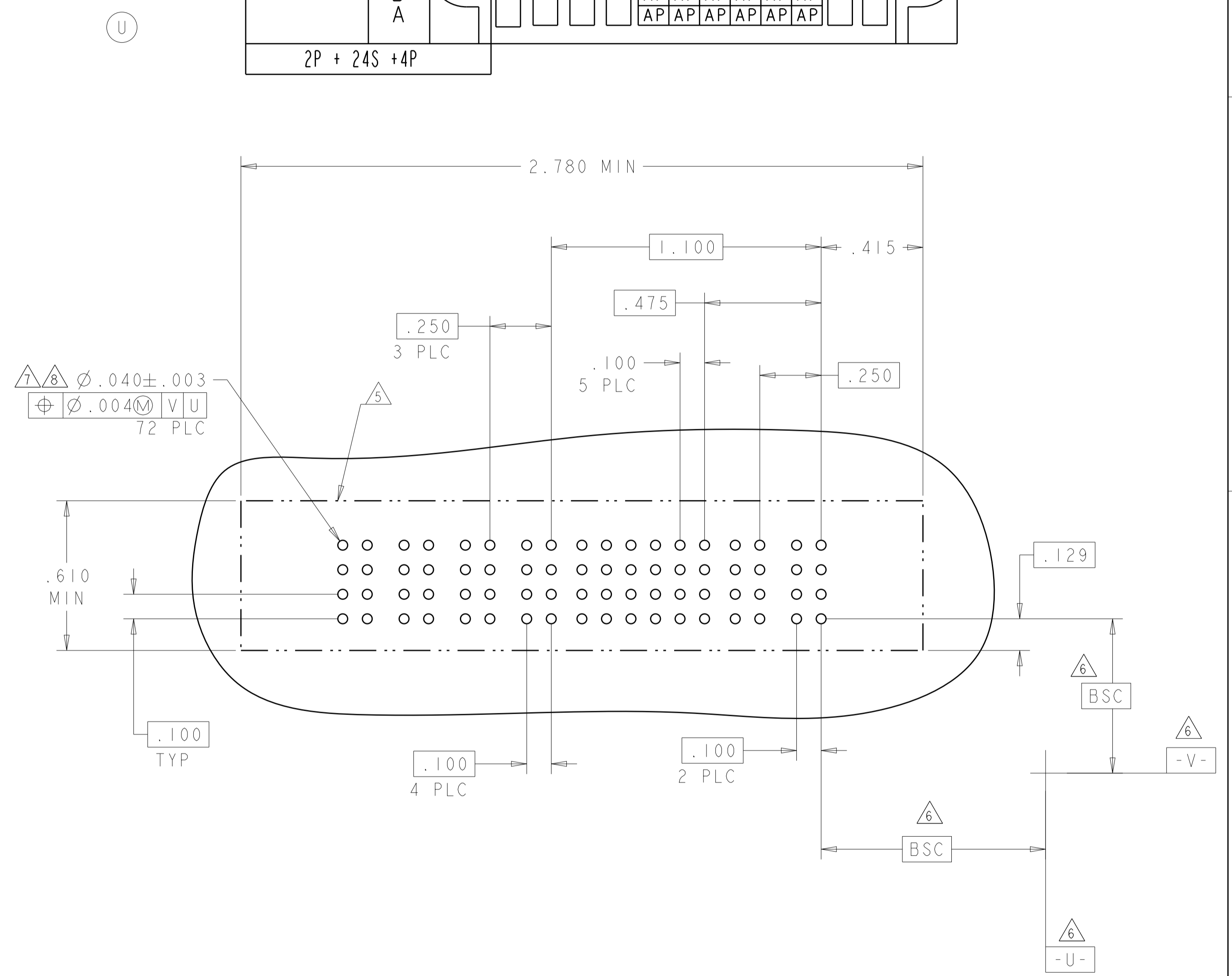
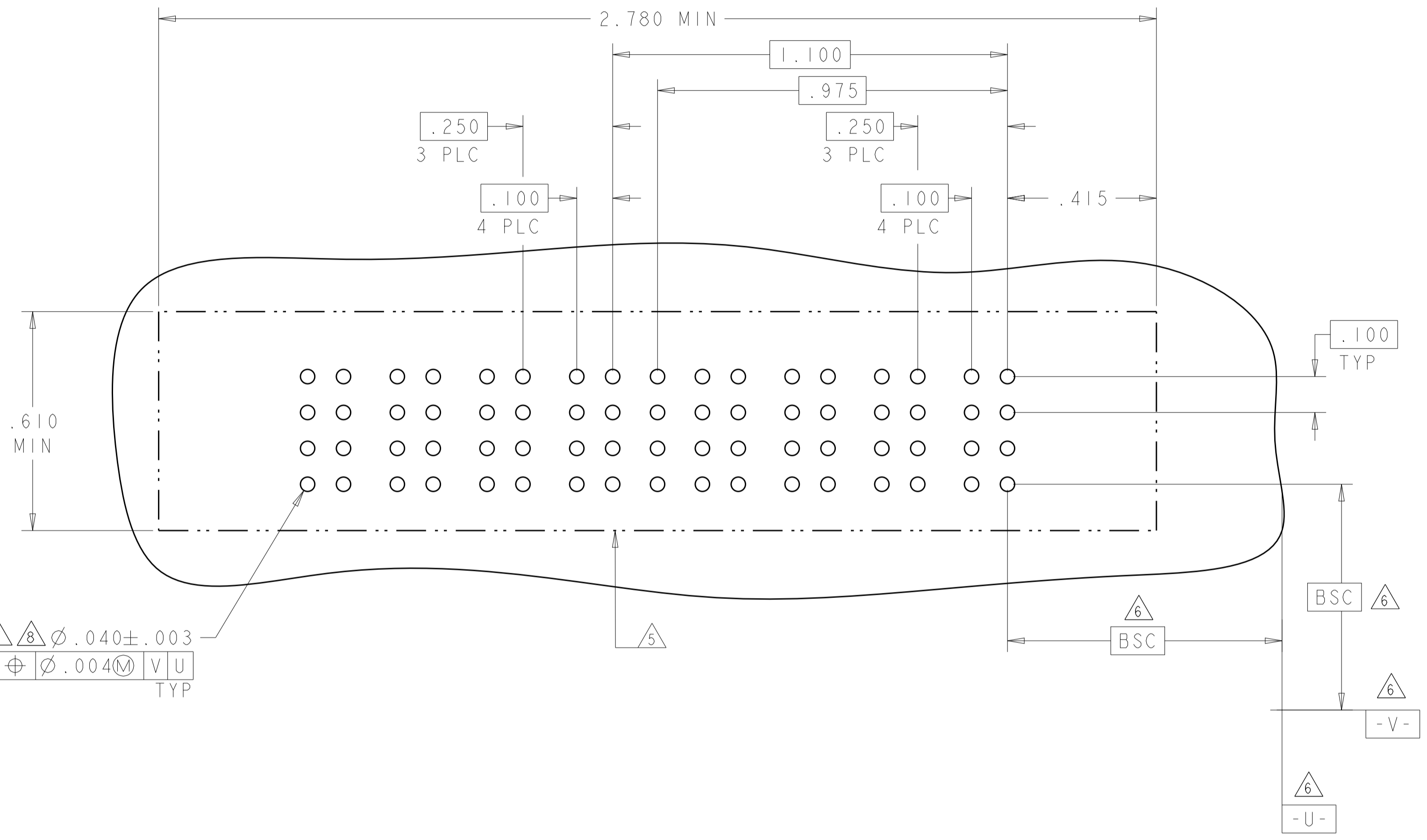


THIS DRAWING IS A CONTROLLED DOCUMENT.		DMN: R. GRZYBOWSKI 02MAY05		TE Connectivity
DIMENSIONS: INCHES		CHK: M. PERCHERKE 02MAY05		NAME: VERTICAL RECEPTACLE ASSEMBLY WITH GUIDES, MULTI-BEAM XL
TOLERANCES UNLESS OTHERWISE SPECIFIED:		APVD: M. PERCHERKE	PRODUCT SPEC: 108-1973	
0 PLC ±.01		APPLICATION SPEC: 114-13038		
1 PLC ±.01		SIZE: A100779C=6450550		
2 PLC ±.01		RESTRICTED TO: -		
3 PLC ±.005		SCALE: 4:1 SHEET 21 OF 23 REV: U3		
4 PLC ±.002		CUSTOMER DRAWING		
ANGLES: ±.2°				
FINISH: -U-				

LOC	DIST	REVISIONS			
P	LTN	DESCRIPTION	DATE	DMN	APVD
ES	00	SEE SHEET 1			

PART NUMBER	ROWS	POWER				SIGNAL	POWER			
		P8	P7	P6	P5	I	P4	P3	P2	PI
4-6450550-2	D C B A	GS	GS	GS	GS	AP	GS	GS	GS	GS
						AP				
						AP				
4P + 4S + 4P										

PART NUMBER	ROWS	POWER				SIGNAL					POWER		
		P6	P5	P4	P3	6	5	4	3	2	1	P2	PI
4-6450550-0	D C B A	GP	GP	GS	GS	AP	AP	AP	AP	AP	AP	GP	GS
						AP	AP	AP	AP	AP	AP		
						AP	AP	AP	AP	AP	AP		
						AP	AP	AP	AP	AP	AP		
2P + 24S + 4P													



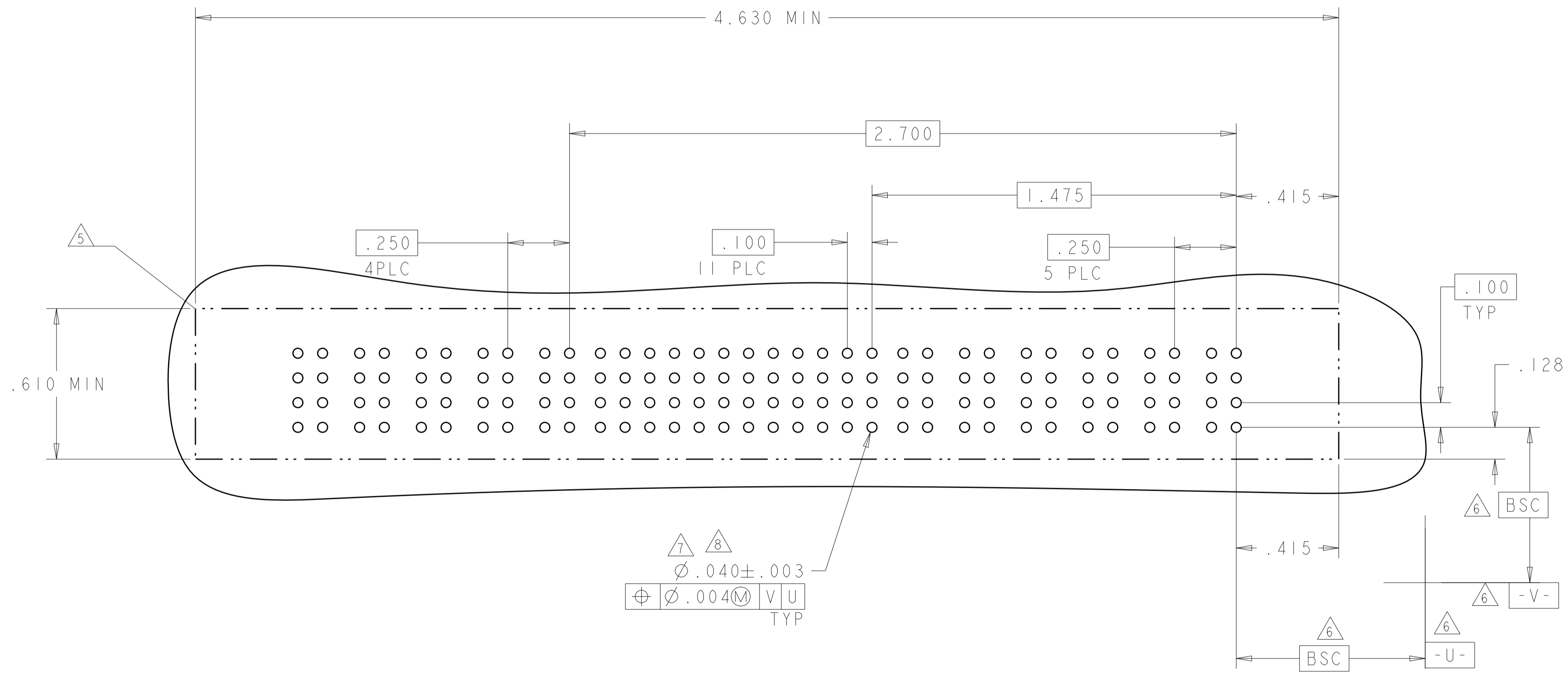
THIS DRAWING IS A CONTROLLED DOCUMENT.

DIMENSIONS: INCHES	TOLERANCES UNLESS OTHERWISE SPECIFIED: 0 PLC ±. 1 PLC ±.01 2 PLC ±.01 3 PLC ±.005 4 PLC ±.002 ANGLES ±.7°	FINISH	DMN: B. GRZYBOWSKI 02MAY05 CHK: M. PERCHERKE 02MAY05 APVD: M. PERCHERKE NAME: VERTICAL RECEPTACLE ASSEMBLY WITH GUIDES, MULTI-BEAM XL PRODUCT SPEC: 108-1973 APPLICATION SPEC: 114-13038 WEIGHT: - CAGE CODE: A100779 DRAWING NO: C=6450550	RESTRICTED TO: -
-----------------------	---	--------	---	------------------

SCALE: 4:1 SHEET 22 OF 23 REV: U3

LOC	DIST	REVISIONS			
P	LTN	DESCRIPTION	DATE	DMN	APVD
-	-	SEE SHEET 1	-	-	-

PART NUMBER	ROWS	POWER					SIGNAL										POWER								
		P11	P10	P9	P8	P7	12	11	10	9	8	7	6	5	4	3	2	1	P6	P5	P4	P3	P2	P1	
7-6450550-3	D C B A	GS	GS	GS	GS	GS	AP	AP	AP	AP	AP	AP	AP	AP	AP	AP	AP	AP	AP	GP	GP	GP	GP	GP	GP
							AP	AP	AP	AP	AP	AP	AP	AP	AP	AP	AP	AP							
							AP	AP	AP	AP	AP	AP	AP	AP	AP	AP	AP	AP							
							AP	AP	AP	AP	AP	AP	AP	AP	AP	AP	AP	AP							
6P + 48S + 5P																									



THIS DRAWING IS A CONTROLLED DOCUMENT.		DMN R. GRZYBOWSKI 02MAY05	
DIMENSIONS: INCHES		CHK M. PERCHERKE 02MAY05	
		APVD M. PERCHERKE	NAME VERTICAL RECEPTACLE ASSEMBLY WITH GUIDES, MULTI-BEAM XL
TOLERANCES UNLESS OTHERWISE SPECIFIED:		PRODUCT SPEC	RESTRICTED TO
0 PLC ± .01		108-1973	SIZE A100779
2 PLC ± .01		APPLICATION SPEC	CAGE CODE 6450550
3 PLC ± .005		114-13038	SCALE 4:1
4 PLC ± .0020		WEIGHT	SHEET 23
ANGLES ± 7°		CUSTOMER DRAWING	OF 23
FINISH		SCALE 4:1	REV U3



Компания «ЭлектроПласт» предлагает заключение долгосрочных отношений при поставках импортных электронных компонентов на взаимовыгодных условиях!

Наши преимущества:

- Оперативные поставки широкого спектра электронных компонентов отечественного и импортного производства напрямую от производителей и с крупнейших мировых складов;
- Поставка более 17-ти миллионов наименований электронных компонентов;
- Поставка сложных, дефицитных, либо снятых с производства позиций;
- Оперативные сроки поставки под заказ (от 5 рабочих дней);
- Экспресс доставка в любую точку России;
- Техническая поддержка проекта, помощь в подборе аналогов, поставка прототипов;
- Система менеджмента качества сертифицирована по Международному стандарту ISO 9001;
- Лицензия ФСБ на осуществление работ с использованием сведений, составляющих государственную тайну;
- Поставка специализированных компонентов (Xilinx, Altera, Analog Devices, Intersil, Interpoint, Microsemi, Aeroflex, Peregrine, Syfer, Eurofarad, Texas Instrument, Miteq, Cobham, E2V, MA-COM, Hittite, Mini-Circuits, General Dynamics и др.);

Помимо этого, одним из направлений компании «ЭлектроПласт» является направление «Источники питания». Мы предлагаем Вам помощь Конструкторского отдела:

- Подбор оптимального решения, техническое обоснование при выборе компонента;
- Подбор аналогов;
- Консультации по применению компонента;
- Поставка образцов и прототипов;
- Техническая поддержка проекта;
- Защита от снятия компонента с производства.



#### Как с нами связаться

**Телефон:** 8 (812) 309 58 32 (многоканальный)

**Факс:** 8 (812) 320-02-42

**Электронная почта:** [org@eplast1.ru](mailto:org@eplast1.ru)

**Адрес:** 198099, г. Санкт-Петербург, ул. Калинина, дом 2, корпус 4, литера А.